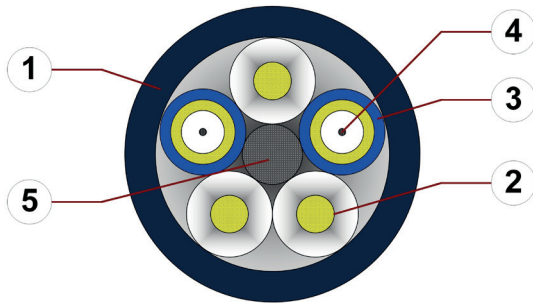


# Data sheet

## chainflex® CFROBOT5



Fibre Optic Cable (Class 6.1.4.3) ● For torsion applications ● TPE outer jacket ● Oil and bio-oil-resistant ● UV-resistant ● Low-temperature-flexible ● Hydrolysis and microbe-resistant ● PVC and halogen-free



1. Outer jacket: Pressure extruded, halogen-free TPE mixture
2. Filling: Aramid damper for high tensile stresses
3. Subcable jacket: LSZH („Low smoke & zero halogen“) Material
4. Fibre: Glass optical fibre (GOF)
5. Bend protection: Fibre-reinforced plastic rod (GRP rod)

**Example image**  
For detailed overview please see design table

### Cable structure

- Fibre Optic Cable** 50/125 µm, 62.5/125 µm bending-resistant solid glass fibre optic cores, with aramid strain relief elements.
- Core structure** FOC cores wound with high-tensile aramid dampers around a GRP central element.
- Core identification** ► Product range table
- Outer jacket** Low-adhesion, extremely abrasion-resistant and highly flexible TPE mixture, adapted to suit the requirements in e-chains®.  
**Colour:** Jet black (similar to RAL 9005)  
**Printing:** white

„00000 m<sup>+++</sup> igus chainflex CFROBOT5.---① -----② CE RoHS-II conform

[www.igus.de](http://www.igus.de) +++ chainflex cable works +++

\* **Length printing:** Not calibrated. Only intended as an orientation aid.  
① / ② Cable identification according to Part No. (see technical table).  
Example: ... chainflex CFROBOT5.501 2x50/125 ...



igus 36-month chainflex cable guarantee and service life calculator based on 2 billion test cycles per year



Example image

# Data sheet

## chainflex® CFROBOT5



Fibre Optic Cable (Class 6.1.4.3) ● For torsion applications ● TPE outer jacket ● Oil and bio-oil-resistant ● UV-resistant ● Low-temperature-flexible ● Hydrolysis and microbe-resistant ● PVC and halogen-free

### Dynamic information

	<b>Bend radius</b>	e-chain® twisted flexible fixed	min. 10 x d min. 8 x d min. 5 x d
	<b>Temperature</b>	e-chain® twisted flexible fixed	-35 °C up to +80 °C -50 °C up to +80 °C (following DIN EN 60811-504) -55 °C up to +80 °C (following DIN EN 50305)
	<b>v max.</b>	twisted	180 °/s
	<b>a max.</b>	twisted	60 °/s <sup>2</sup>
	<b>Travel distance</b>	Robots and 3D movements, Class 1	

These values are based on specific applications or tests. They do not represent the limit of what is technically feasible.

### Guaranteed service life according to guarantee conditions

Cycles	5 million	7.5 million	10 million
Temperature, from/to [°C]	Torsion max. [°/m]	Torsion max. [°/m]	Torsion max. [°/m]
-35/-25	±150	±90	±30
-25/+70	±180	±120	±60
+70/+80	±150	±90	±30

Minimum guaranteed service life of the cable under the specified conditions.  
The installation of the cable is recommended within the middle temperature range.



igus 36-month chainflex cable guarantee and service life calculator based on 2 billion test cycles per year



Example image

igus® chainflex® CFROBOT 5










# Data sheet

## chainflex® CFROBOT5



Fibre Optic Cable (Class 6.1.4.3) ● For torsion applications ● TPE outer jacket ● Oil and bio-oil-resistant ● UV-resistant ● Low-temperature-flexible ● Hydrolysis and microbe-resistant ● PVC and halogen-free

### Properties and approvals

	<b>UV resistance</b>	High
	<b>Oil resistance</b>	Oil-resistant (following DIN EN 60811-404), bio-oil-resistant (following VDMA 24568 with Plantocut 8 S-MB tested by DEA), Class 4
	<b>Silicone-free</b>	Free from silicone which can affect paint adhesion (following PV 3.10.7 – status 1992)
	<b>Halogen-free</b>	Following DIN EN 60754
	<b>UL verified</b>	Certificate No. B129699: „igus 36-month chainflex cable guarantee and service life calculator based on 2 billion test cycles per year“
	<b>REACH</b>	In accordance with regulation (EC) No. 1907/2006 (REACH)
	<b>Lead-free</b>	Following 2011/65/EC (RoHS-II/RoHS-III)
	<b>Cleanroom</b>	According to ISO Class 1. The outer jacket material of this series complies with CF9.15.07 - tested by IPA according to standard DIN EN ISO 14644-1
	<b>CE</b>	Following 2014/35/EU



igus 36-month chainflex cable guarantee and service life calculator based on 2 billion test cycles per year



Example image

igus® chainflex® CFROBOT 5

# Data sheet

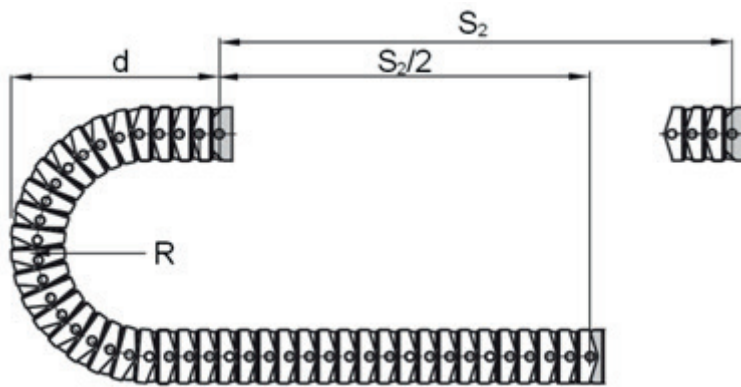
## chainflex® CFROBOT5



Fibre Optic Cable (Class 6.1.4.3) ● For torsion applications ● TPE outer jacket ● Oil and bio-oil-resistant ● UV-resistant ● Low-temperature-flexible ● Hydrolysis and microbe-resistant ● PVC and halogen-free

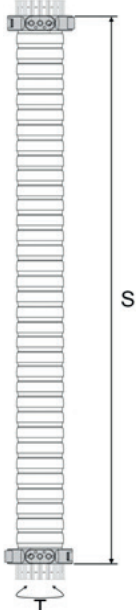
### Typical lab test setup for this cable series

Test bend radius R	approx. 115 mm
Test travel S/S <sub>2</sub>	approx. 1 - 12 m
Test duration	minimum 1.5 - 3 million double strokes
Test speed	approx. 0.5 m/s
Test acceleration	approx. 1.5 m/s <sup>2</sup>



### Typical lab test setup (torsion) for this cable series

Torsion range T	±180°/m
Length 3D e-chain®	1 m
Test duration (torsion)	minimum 3 - 5 million cycles
Test speed (torsion)	approx. 80 - 120 °/s
Test acceleration (torsion)	approx. 40°/s <sup>2</sup>



igus 36-month chainflex cable guarantee and service life calculator based on 2 billion test cycles per year



# Data sheet

## chainflex® CFROBOT5



Fibre Optic Cable (Class 6.1.4.3) ● For torsion applications ● TPE outer jacket ● Oil and bio-oil-resistant ● UV-resistant ● Low-temperature-flexible ● Hydrolysis and microbe-resistant ● PVC and halogen-free

### Typical application areas

- For heaviest duty applications with torsion movements, Class 6
- Especially for robots and 3D movements, Class 1
- Almost unlimited resistance to oil, also with bio-oils, Class 4
- Torsion  $\pm 180^\circ$ , with 1m cable length, Class 3
- Indoor and outdoor applications, UV-resistant
- Robots, Handling

### Technical tables:

#### Mechanical information

Part No.	Number of fibres Fibre diameter Conductor nominal cross section	Outer diameter (d) max. [mm]	Weight [kg/km]
<b>Multimode (Graded index)</b>			
CFROBOT5.500 <sup>1)</sup>	2x62,5/125	8,5	53
CFROBOT5.501 <sup>1)</sup>	2x50/125	8,5	53

<sup>1)</sup> Phase-out model

**Note:** The given outer diameters are maximum values and may tend toward lower tolerance limits.

### Technical tables:

#### Optical features

Fibre diameter [µm]	Wave length [nm]	Bandwidth [MHz x km] [MHz x km]	Attenuation [dB/km] [dB/km]
62,5/125	850	$\geq 200$	$\leq 3,0$
62,5/125	1300	$\geq 500$	$\leq 0,7$
50/125	850	$\geq 500$	$\leq 2,5$
50/125	1300	$\geq 500$	$\leq 0,7$



igus 36-month chainflex cable guarantee and service life calculator based on 2 billion test cycles per year



Example image

igus® chainflex® CFROBOT 5

# Data sheet

## chainflex® CFROBOT5



Fibre Optic Cable (Class 6.1.4.3) ● For torsion applications ● TPE outer jacket ● Oil and bio-oil-resistant ● UV-resistant ● Low-temperature-flexible ● Hydrolysis and microbe-resistant ● PVC and halogen-free



### Design table

Fibre diameter: 62,5/125

Part No. (No. of cores)	Core design
CFROBOT5.500 (2x62,5/125)	

### Design table

Fibre diameter: 50/125

Part No. (No. of cores)	Core design
CFROBOT5.501 (2x50/125)	



igus 36-month chainflex cable guarantee and service life calculator based on 2 billion test cycles per year

