

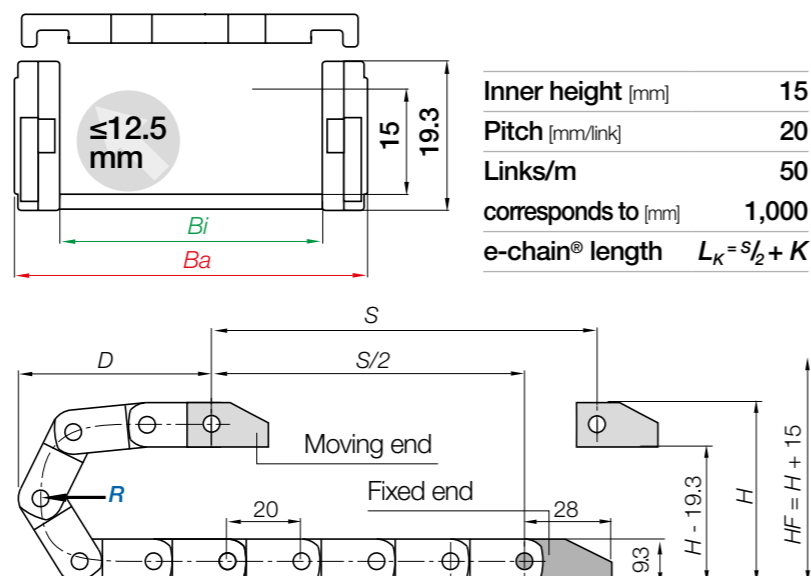
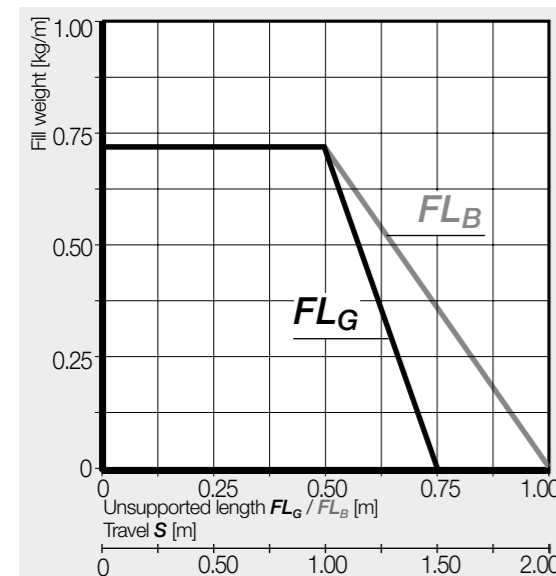
e-chains® | Series 09 | Crossbars on a strip - zip-open along the outer radius

Part No.	Bi	Ba	R Available bend radii	Weight
e-chains®	[mm]	[mm]	[mm]	[kg/m]
09.10 .R.0	10	18.2	028 038 048	≈ 0.21
09.16 .R.0▲	16	24.2	028 038 048	≈ 0.24
09.20 .R.0▲	20	28.2	028 038 048	≈ 0.25
09.30 .R.0▲	30	38.2	028 038 048	≈ 0.28
09.40 .R.0▲	40	48.2	028 038 048	≈ 0.31
09.50 .R.0▲	50	58.2	028 038 048	≈ 0.34
09.64 .R.0	64	72.2	028 038 048	≈ 0.39

▲ ESD version (Electro Static Discharge) available from stock. More information ▶ From page 142

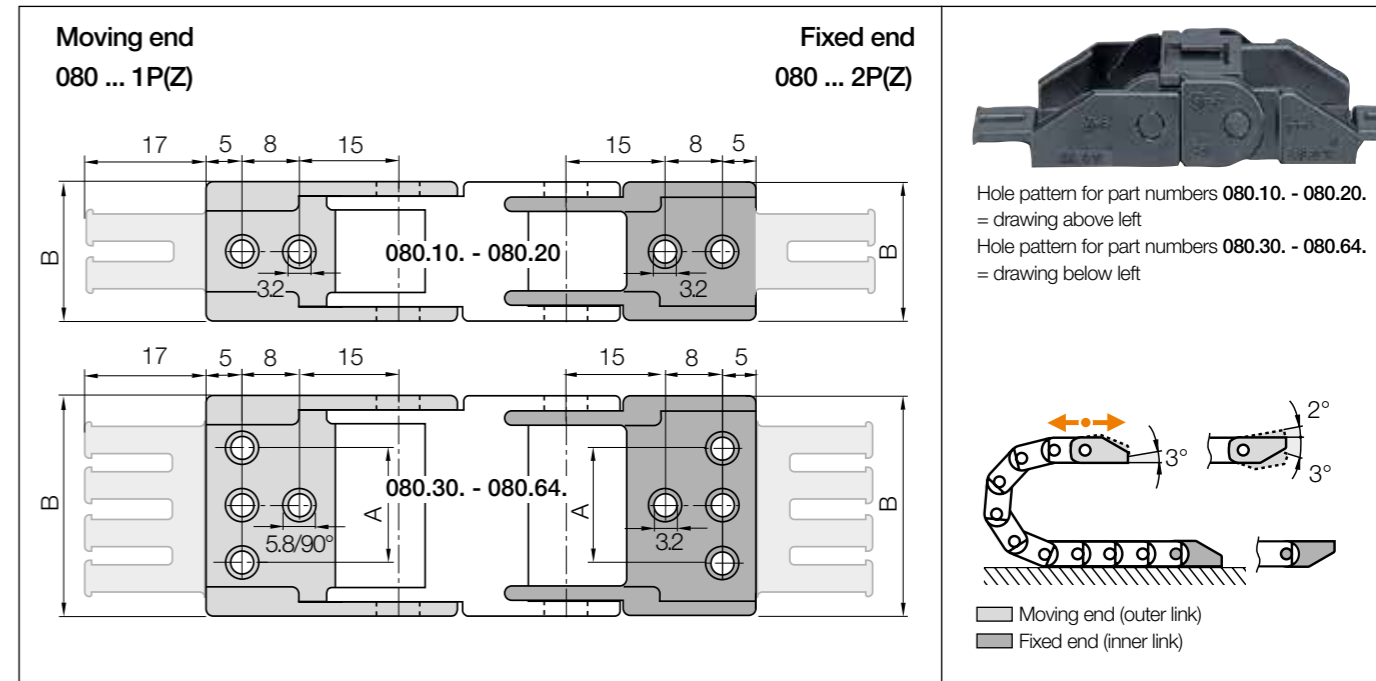
Complete Part No. with required radius (R). Example: 09.40.038.0

Installation dimensions

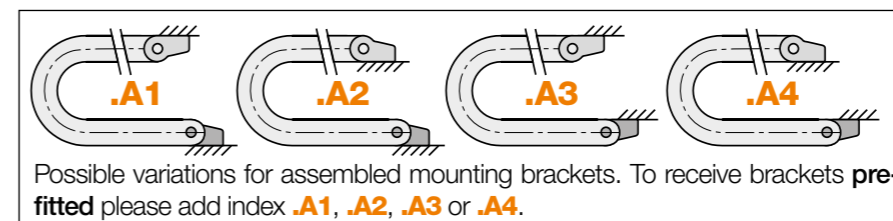


R	028	038	048
H	75	95	115
D	68	78	88
K	130	160	195

The required clearance height: $H_F = H + 15\text{mm}$ (with 0.3kg/m fill weight)



Width index	Part No. full set with tiewrap plates	Part No. full set without tiewrap plates	A [mm]	B [mm]	Number of teeth
10.	080.10.12PZ	080.10.12	-	18.2	1
16.	080.16.12PZ	080.16.12	-	24.2	2
20.	080.20.12PZ	080.20.12	-	28.2	2
30.	080.30.12PZ	080.30.12	22	38.2	3
40.	080.40.12PZ	080.40.12	32	48.2	4
50.	080.50.12PZ	080.50.12	42	58.2	5
64.	080.64.12PZ	-	56	72.2	6



Possible variations for assembled mounting brackets. To receive brackets pre-fitted please add index .A1, .A2, .A3 or .A4.


080.40.12PZ.A1 Order example
 .A... to indicate option with brackets pre-fitted
 With integrated strain relief tiewrap plates
 Full set
 Series

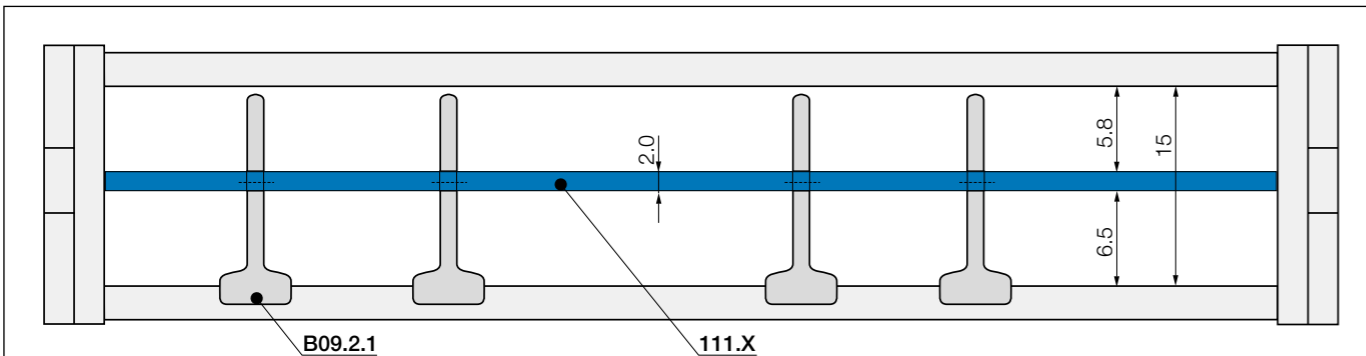
ESD - many sizes from stock

- Standardised product made from igumid ESD
- ESD material tested for over 10 million cycles for the toughest requirements
- Short delivery times including mounting brackets and interior separation; 24hrs, from stock

More information and the complete product range

▶ From page 142 or at ▶ www.igus.eu/esd





No lateral gap to side links necessary.
As standard separators are fitted every 2nd e-chain® link!


		Slotted separator unassembled B09.2 assembled B09.2.1
--	--	--

Slotted separator
Vertical separation. The slot allows basic vertical/horizontal shelving arrangements.

		Full-width shelf for e-chains® unassembled 110.X assembled 111.X
--	--	---

Full-width shelf
This option is for applications with many small cables with similar diameters. For full-width separation.

Full-width shelves Width = X [mm]	X [mm]	unassembled	assembled	X [mm]	unassembled	assembled	X [mm]	unassembled	assembled
		016	110.16	111.16	030	110.30	111.30	050	110.50
	020	110.20	111.20	040	110.40	111.40			



igus® zipper e-chain® on an X/Y unit. Acceleration: 100m/s²