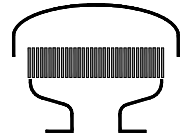




Type sheet

Deflagration and endurance burning proof ventilation hood KITO® BEH-3-...-IIB1

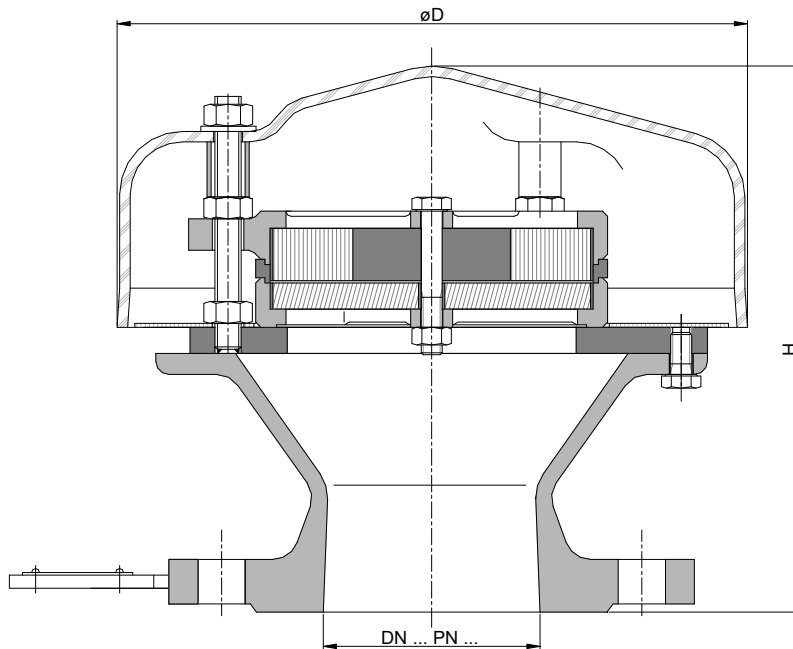


Application

As an end-of-line flame arrester to protect vent openings of storage tanks. Explosion and endurance burning proof for all inflammable liquids and vapors of explosion group IIB1 and also for alcohols with a maximum experimental safe gap (MESG) ≥ 0.85 mm and an maximum operating temperature of 60 °C. This device is not permitted to be installed in enclosed areas. Installation on top of storage tanks, tank access covers or breather pipelines. The flame arrester protects a tank against flashbacks but allows the flow of gases out into the atmo-sphere and air into the tank.

With additional examination and approval, applicable also for alcohols (ethanol, methanol...)

Dimensions (mm)



DIN	DN	ASME	D	H	kg
50 PN 16		2"	240	200	9
65 PN 16		2 1/2"		209	12
80 PN 16		3"			

Weight refers to the standard design

Example for order

KITO® BEH-3-50-IIB1

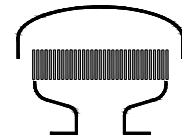
(design with flange connection DN 50 PN 16)

Type examination certificate to EN ISO 16852 and CE-marking in accordance to ATEX-Directive 2014/34/EU

Type sheet

Deflagration and endurance burning proof ventilation hood

KITO® BEH-3-...-IIB1



Design

	standard	optionally
housing	cast steel 1.0619	stainless cast steel 1.4408
KITO®-flame arrester element	completely interchangeable	
KITO®-casing / KITO®-grid	stainless steel mat. no. 1.4408 / 1.4310	stainless steel mat. no. 1.4408 / 1.4571
weather hood	PMMA	
protective screen	PA6	
flange connection	EN 1092-1 type B1	ASME B16.5 Class 150 RF

performance curves

Flow capacity V based on air of a density $\rho = 1.29 \text{ kg/m}^3$ at $T = 273 \text{ K}$ and atmospheric pressure $p = 1.013 \text{ mbar}$. For other gases the flow can be approximately calculated by

$$\dot{V} = \dot{V}_b \cdot \sqrt{\frac{\rho_b}{1.29}} \quad \text{or} \quad \dot{V}_b = \dot{V} \cdot \sqrt{\frac{1.29}{\rho_b}}$$

