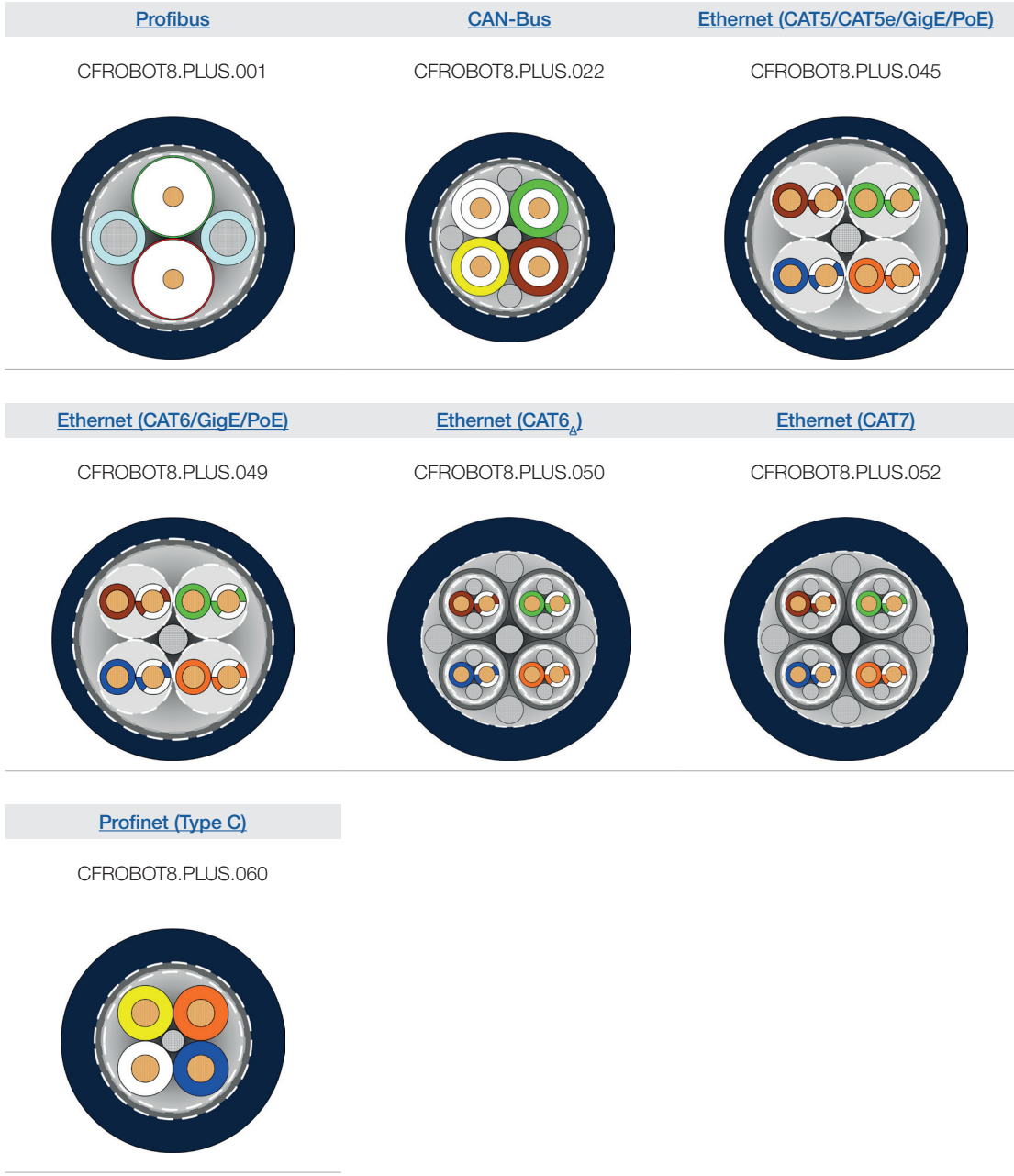



Data sheet

chainflex® CFROBOT8.PLUS



Bus cable (Class 6.1.3.4) ● For torsion applications ● PUR outer jacket ● Shielded ● Oil resistant and coolant-resistant ● Flame retardant ● PVC and halogen-free ● Notch-resistant ● Hydrolysis and microbe-resistant



Guarantee
igus chainflex
36
months

igus 36-month chainflex cable guarantee and service life calculator based on 2 billion test cycles per year



Example image

igus® chainflex® CFROBOT8PLUS








Data sheet

chainflex® CFROBOT8.PLUS



Bus cable (Class 6.1.3.4) ● For torsion applications ● PUR outer jacket ● Shielded ● Oil resistant and coolant-resistant ● Flame retardant ● PVC and halogen-free ● Notch-resistant ● Hydrolysis and microbe-resistant

Cable structure

-  **Conductor** Stranded conductor in especially bending-resistant version consisting of bare copper wires (following DIN EN 60228).
-  **Core insulation** According to bus specification.
-  **Core structure** According to bus specification.
-  **Core identification** According to bus specification.
▶ Product range table
-  **Intermediate layer** Foil taping over the outer layer.
-  **Overall shield** Torsion resistant tinned braided copper shield.
Coverage approx. 80 % optical
-  **Outer jacket** Low-adhesion, halogen-free, highly abrasion resistant PUR mixture, adapted to suit the requirements in e-chains® (following DIN EN 50363-10-2).
Colour: Steel-blue (similar to RAL 5011)
Printing: white

„00000 m** igus chainflex CFROBOT8.PLUS---① -----② E310776 cRUus AWM
 Style 20236 VW-1 AWM I/II A/B 80°C 30V FT1 EAC/ CTP CE UKCA ---③ conform
 RoHS-II conform www.igus.de +++ chainflex cable works +++

* **Length printing:** Not calibrated. Only intended as an orientation aid.
 ① / ② Cable identification according to Part No. (see technical table).
 ③ Printing according to bus specification (inclusive wave resistance).
 Example: ... chainflex **CFROBOT8.PLUS.001 (2x0.25)C** ...

Guaranteed service life according to guarantee conditions

Cycles	5 million	7.5 million	10 million
Temperature, from/to [°C]	Torsion max. [°/m]	Torsion max. [°/m]	Torsion max. [°/m]
-25/-15	±330	±240	±150
-15/+60	±360	±270	±180
+60/+70	±330	±240	±150

Minimum guaranteed service life of the cable under the specified conditions.
 The installation of the cable is recommended within the middle temperature range.



igus 36-month chainflex cable guarantee and service life calculator based on 2 billion test cycles per year



Example image

igus® chainflex® CFROBOT8.PLUS















Data sheet

chainflex® CFROBOT8.PLUS



Bus cable (Class 6.1.3.4) ● For torsion applications ● PUR outer jacket ● Shielded ● Oil resistant and coolant-resistant ● Flame retardant ● PVC and halogen-free ● Notch-resistant ● Hydrolysis and microbe-resistant

Properties and approvals

-  **UV resistance** High
-  **Oil resistance** Oil-resistant (following DIN EN 50363-10-2), Class 3
-  **Flame retardant** According to IEC 60332-1-2, Cable Flame, VW-1, FT1, FT2 / Horizontal Flame
-  **Silicone-free** Free from silicone which can affect paint adhesion (following PV 3.10.7 – status 1992)
-  **Halogen-free** Following DIN EN 60754
-  **UL verified** Certificate No. B129699: „igus 36-month chainflex cable guarantee and service life calculator based on 2 billion test cycles per year“
-  **UL/CSA AWM** See table UL/CSA AWM for details
-  **NFFPA** Following NFFPA 79-2018, chapter 12.9
-  **EAC** Certificate No. RU C-DE.ME77.B.00295/19 (TR ZU)
-  **REACH** In accordance with regulation (EC) No. 1907/2006 (REACH)
-  **Lead-free** Following 2011/65/EC (RoHS-II/RoHS-III)
-  **Cleanroom** According to ISO Class 1. The outer jacket material of this series complies with CF77. UL.05.12.D - tested by IPA according to standard DIN EN ISO 14644-1
-  **CE** Following 2014/35/EU
-  **UKCA** In accordance with the valid regulations of the United Kingdom (as at 08/2021)



igus 36-month chainflex cable guarantee and service life calculator based on 2 billion test cycles per year



Properties and approvals

UL/CSA AWM Details

Part No.	UL style core insulation	UL style outer jacket	UL Voltage Rating	UL Temperature Rating
			[V]	[°C]
CFROBOT8.PLUS.001	1598	21161	30	80
CFROBOT8.PLUS.022	1598	21161	30	80
CFROBOT8.PLUS.045	1598	21161	30	80
CFROBOT8.PLUS.049	1598	21161	30	80
CFROBOT8.PLUS.050	11321	21161	30	80
CFROBOT8.PLUS.052	11321	21161	30	80
CFROBOT8.PLUS.060	1589	21161	30	80

Example image
igus® chainflex® CFROBOT8.PLUS

Data sheet

chainflex® CFROBOT8.PLUS



Bus cable (Class 6.1.3.4) ● For torsion applications ● PUR outer jacket ● Shielded ● Oil resistant and coolant-resistant ● Flame retardant ● PVC and halogen-free ● Notch-resistant ● Hydrolysis and microbe-resistant

Dynamic information

		Bend radius	e-chain® twisted flexible fixed	min. 10 x d min. 8 x d min. 5 x d
		Temperature	e-chain® twisted flexible fixed	-25 °C up to +70 °C -40 °C up to +70 °C (following DIN EN 60811-504) -50 °C up to +70 °C (following DIN EN 50305)
		v max.	twisted	360 °/s
		a max.	twisted	60 °/s ²
		Travel distance	Robots and multi-axis movements, Class 1	
		Torsion	Torsion ±360°, with 1 m cable length, Class 4	

These values are based on specific applications or tests. They do not represent the limit of what is technically feasible.

Typical application areas

- For heaviest duty applications with torsion movements, Class 6
- Especially for robots and 3D movements, Class 1
- Almost unlimited resistance to oil, Class 3
- Torsion ±360°, with 1 m cable length, Class 4, Class 4
- Indoor and outdoor applications, UV-resistant
- robots, Handling, spindle drives

Example image



Data sheet

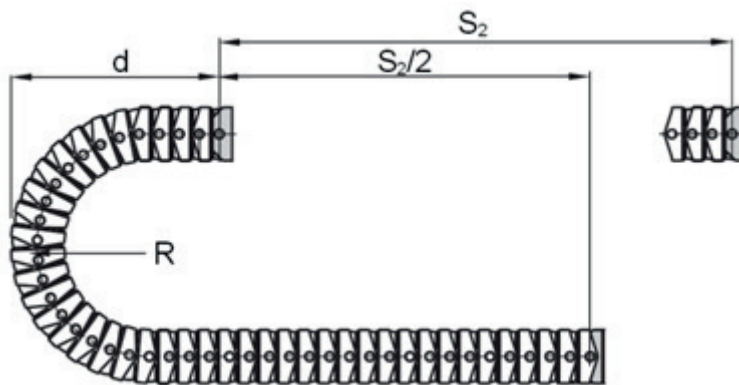
chainflex® CFROBOT8.PLUS



Bus cable (Class 6.1.3.4) ● For torsion applications ● PUR outer jacket ● Shielded ● Oil resistant and coolant-resistant ● Flame retardant ● PVC and halogen-free ● Notch-resistant ● Hydrolysis and microbe-resistant


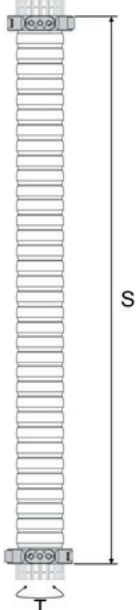
Typical lab test setup for this cable series

Test bend radius R	approx. 63 - 75 mm
Test travel S/S ₂	approx. 1 - 12 m
Test duration	minimum 1.5 - 3 million double strokes
Test speed	approx. 0.5 m/s
Test acceleration	approx. 1.5 m/s ²



Typical lab test setup (torsion) for this cable series

Torsion T	±360°/m
Length 3D e-chain®	1 m
Test duration (torsion)	min. 3 - 5 million cycles
Test speed (torsion)	approx. 80 - 120 °/s
Test acceleration (torsion)	approx. 40°/s ²



igus 36-month chainflex cable guarantee and service life calculator based on 2 billion test cycles per year



Data sheet


chainflex® CFROBOT8.PLUS



Bus cable (Class 6.1.3.4) ● For torsion applications ● PUR outer jacket ● Shielded ● Oil resistant and coolant-resistant ● Flame retardant ● PVC and halogen-free ● Notch-resistant ● Hydrolysis and microbe-resistant

Technical tables:

Mechanical information


Part No.	Number of cores and conductor nominal cross section [mm ²]	Outer diameter (d) max. [mm]	Copper index [kg/km]	Weight [kg/km]
Profibus (1x2x0,64 mm)				
CFROBOT8.PLUS.001	(2x0.25)C	9.0	30	80
CAN Bus				
CFROBOT8.PLUS.022	(4x0.5)C	9.0	47	103
Ethernet/CAT5e/PoE				
CFROBOT8.PLUS.045	(4x(2x0.15))C	7.5	32	67
Ethernet/CAT6/PoE				
CFROBOT8.PLUS.049	(4x(2x0.15))C	7.5	32	67
Ethernet/CAT6A				
CFROBOT8.PLUS.050	4x(2x0.15)C	10.5	49	115
Ethernet/CAT7				
CFROBOT8.PLUS.052	4x(2x0.15)C	10.5	49	115
Profinet				
CFROBOT8.PLUS.060 ²⁾	 EtherCAT (4x0.34)C	7.0	32	64

²⁾ The chainflex® types marked with ²⁾ are cables designed as a star-quad.

G = with green-yellow earth core

x = without earth core

Note: The given outer diameters are maximum values and may tend toward lower tolerance limits.



Example image



igus 36-month chainflex cable guarantee and service life calculator based on 2 billion test cycles per year



Data sheet

chainflex® CFROBOT8.PLUS



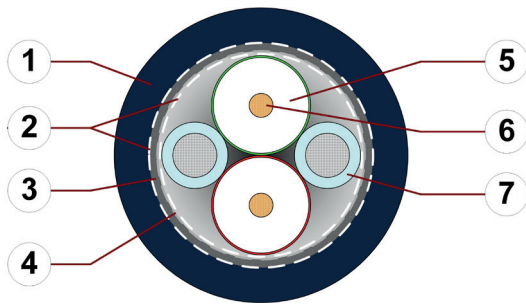
Bus cable (Class 6.1.3.4) ● For torsion applications ● PUR outer jacket ● Shielded ● Oil resistant and coolant-resistant ● Flame retardant ● PVC and halogen-free ● Notch-resistant ● Hydrolysis and microbe-resistant

Profibus

CFROBOT8.PLUS.001

Cable structure

(Electrical information please see next page)




1. Outer jacket: Pressure extruded PUR mixture
2. Overall banding: Plastic fleece
3. Overall shield: Torsion-resistant special braiding made of tinned copper wires
4. Shield foil: Plastic foil with aluminium clad on both sides
5. Core insulation: Mechanically high quality TPE mixture (according to bus specification)
6. Conductor: Fine-wire strand in especially bending-stable version consisting of bare copper wires
7. Filler: Platic yarns with extruded TPE jacket

Example image

For detailed overview please see design table

Design table

Part No.	Core group	Colour code	Core design
CFROBOT8.PLUS.001	(2x0.25)C	red, green	



Example image



igus 36-month chainflex cable guarantee and service life calculator based on 2 billion test cycles per year



Data sheet

chainflex® CFROBOT8.PLUS



Bus cable (Class 6.1.3.4) ● For torsion applications ● PUR outer jacket ● Shielded ● Oil resistant and coolant-resistant ● Flame retardant ● PVC and halogen-free ● Notch-resistant ● Hydrolysis and microbe-resistant

Profibus

CFROBOT8.PLUS.001


Electrical information

(Cable structure please see previous page)

Part No.	CFROBOT8.PLUS.001
Nominal voltage	50 V 30 V (following UL)
Testing voltage (following DIN EN 50289-1-3)	500 V
Characteristic wave impedance (following DIN EN 50289-1-11)	150 ± 15 Ω (1-20 MHz)

Conductor nominal cross section	Maximum conductor resistance at 20 °C (following DIN EN 50289-1-2)	Maximum current rating at 30 °C (following DIN VDE 0298-4)
[mm ²]	[Ω/km]	[A]
0.25	78	5

The final maximum current rating depends among other things on the ambient conditions, the type of the installation and the number of loaded cores.



Example image



Data sheet

chainflex® CFROBOT8.PLUS



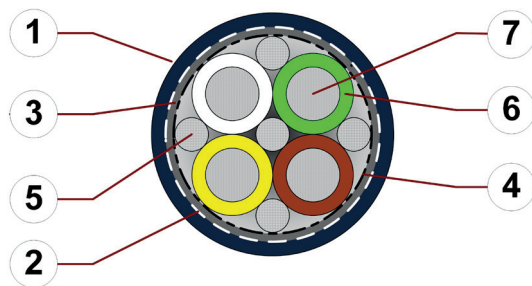
Bus cable (Class 6.1.3.4) ● For torsion applications ● PUR outer jacket ● Shielded ● Oil resistant and coolant-resistant ● Flame retardant ● PVC and halogen-free ● Notch-resistant ● Hydrolysis and microbe-resistant

CAN-Bus

CFROBOT8.PLUS.022

Cable structure

(Electrical information please see next page)



1. Outer jacket: Pressure extruded PUR mixture
2. Overall banding: Plastic fleece
3. Overall shield: Torsion resistant tinned braided copper shield
4. Banding: Gliding PTFE foil
5. Filler: Plastic yarns
6. Core insulation: Mechanically high quality TPE mixture (according to bus specification)
7. Conductor: Fine-wire strand in especially bending-stable version consisting of tinned copper wires

Example image

For detailed overview please see design table

Design table

Part No.	Core group	Colour code	Drawing
CFROBOT8.PLUS.022	(4x0.5)C	white, green, brown, yellow (Star-quad)	



igus 36-month chainflex cable guarantee and service life calculator based on 2 billion test cycles per year



Example image




Data sheet

chainflex® CFROBOT8.PLUS



Bus cable (Class 6.1.3.4) ● For torsion applications ● PUR outer jacket ● Shielded ● Oil resistant and coolant-resistant ● Flame retardant ● PVC and halogen-free ● Notch-resistant ● Hydrolysis and microbe-resistant



Example image

Profibus

CFROBOT8.PLUS.022

Electrical information

(Cable structure please see previous page)

Part No.	CFROBOT8.PLUS.022
Nominal voltage	50 V 30 V (following UL)
Testing voltage (following DIN EN 50289-1-3)	500 V
Characteristic wave impedance (following DIN EN 50289-1-11)	120 ± 12 Ω (0,425-1 MHz)
Operating capacity (following DIN EN 50289-1-5)	40 pF/m

Conductor nominal cross section	Maximum conductor resistance at 20 °C (following DIN EN 50289-1-2)	Maximum current rating at 30 °C (following DIN VDE 0298-4)
[mm ²]	[Ω/km]	[A]
0.5	44	10

The final maximum current rating depends among other things on the ambient conditions, the type of the installation and the number of loaded cores.



igus 36-month chainflex cable guarantee and service life calculator based on 2 billion test cycles per year



Data sheet

chainflex® CFROBOT8.PLUS

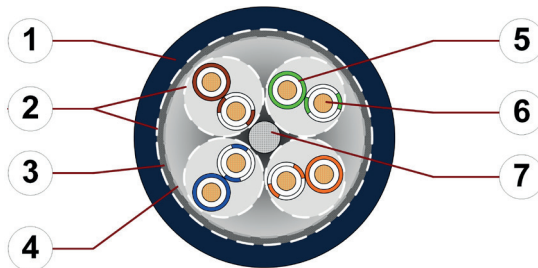


Bus cable (Class 6.1.3.4) ● For torsion applications ● PUR outer jacket ● Shielded ● Oil resistant and coolant-resistant ● Flame retardant ● PVC and halogen-free ● Notch-resistant ● Hydrolysis and microbe-resistant

Ethernet (CAT5/CAT5e/GigE/PoE) CFROBOT8.PLUS.045

Cable structure

(Electrical information please see next page)



1. Outer jacket: Pressure extruded PUR mixture
2. Overall/element banding: Plastic fleece
3. Overall shield: Torsion-resistant special braiding made of tinned copper wires
4. Shield foil: Plastic yarns
5. Core insulation: Mechanically high quality TPE mixture (according to bus specification)
6. Conductor: Fine-wire strand in especially bending-stable version consisting of bare copper wires
7. Strain relief: Tensile stress-resistant centre element

Example image

For detailed overview please see design table

Design table

Part No.	Core group	Colour code	Core design
CFROBOT8.PLUS.045	(4x(2x0.15))C	white-blue/blue, white-orange/orange, white-green/green, white-brown/brown	



igus 36-month chainflex cable guarantee and service life calculator based on 2 billion test cycles per year



Example image



Data sheet

chainflex® CFROBOT8.PLUS



Bus cable (Class 6.1.3.4) ● For torsion applications ● PUR outer jacket ● Shielded ● Oil resistant and coolant-resistant ● Flame retardant ● PVC and halogen-free ● Notch-resistant ● Hydrolysis and microbe-resistant

Ethernet (CAT5/CAT5e/GigE/PoE)
CFROBOT8.PLUS.045


Electrical information

(Cable structure please see previous page)

Part No.	CFROBOT8.PLUS.045
Nominal voltage	50 V 30 V (following UL)
Testing voltage (following DIN EN 50289-1-3)	500 V
Characteristic wave impedance (following DIN EN 50289-1-11)	100 ± 15 Ω (1-100 MHz)
Operating capacity	47 pF/m
Nominal Velocity of Propagation (NVP)	73 %

Conductor nominal cross section [mm ²]	Maximum conductor resistance at 20 °C (following DIN EN 50289-1-2) [Ω/km]	Maximum current rating at 30 °C (following DIN VDE 0298-4) [A]
0.15	149	2.5

The final maximum current rating depends among other things on the ambient conditions, the type of the installation and the number of loaded cores.



Example image
igus® chainflex® CFROBOT8.PLUS



Data sheet

chainflex® CFROBOT8.PLUS

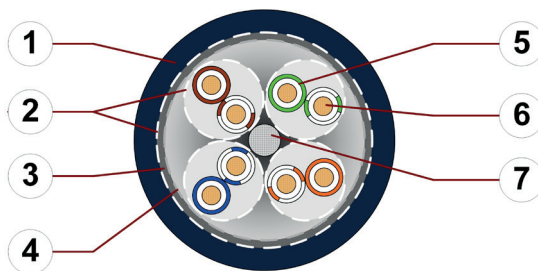


Bus cable (Class 6.1.3.4) ● For torsion applications ● PUR outer jacket ● Shielded ● Oil resistant and coolant-resistant ● Flame retardant ● PVC and halogen-free ● Notch-resistant ● Hydrolysis and microbe-resistant

Ethernet (CAT6/PoE)
CFROBOT8.PLUS.049

Cable structure

(Electrical information please see next page)



1. Outer jacket: Pressure extruded PUR mixture
2. Overall/element banding: Plastic fleece
3. Overall shield: Torsion-resistant special braiding made of tinned copper wires
4. Shield foil: Plastic yarns
5. Core insulation: Mechanically high quality TPE mixture (according to bus specification)
6. Conductor: Fine-wire strand in especially bending-stable version consisting of bare copper wires
7. Strain relief: Tensile stress-resistant centre element

Example image

For detailed overview please see design table

Design table

Part No.	Core group	Colour code	Core design
CFROBOT8.PLUS.049	(4x(2x0.15))C	white-blue/blue, white-orange/orange, white-green/green, white-brown/brown	



igus 36-month chainflex cable guarantee and service life calculator based on 2 billion test cycles per year



Example image




Data sheet

chainflex® CFROBOT8.PLUS



Bus cable (Class 6.1.3.4) ● For torsion applications ● PUR outer jacket ● Shielded ● Oil resistant and coolant-resistant ● Flame retardant ● PVC and halogen-free ● Notch-resistant ● Hydrolysis and microbe-resistant



Example image

Ethernet (CAT6/PoE)

CFROBOT8.PLUS.049

Electrical information

(Cable structure please see previous page)

Part No.	CFROBOT8.PLUS.049
Nominal voltage	50 V 30 V (following UL)
Testing voltage (following DIN EN 50289-1-3)	500 V
Characteristic wave impedance (following DIN EN 50289-1-11)	100 ± 15 Ω (1-100 MHz)
Operating capacity	47 pF/m
Nominal Velocity of Propagation (NVP)	73 %

Conductor nominal cross section	Maximum conductor resistance at 20 °C (following DIN EN 50289-1-2)	Maximum current rating at 30 °C (following DIN VDE 0298-4)
[mm ²]	[Ω/km]	[A]
0.15	149	2.5

The final maximum current rating depends among other things on the ambient conditions, the type of the installation and the number of loaded cores.



igus 36-month chainflex cable guarantee and service life calculator based on 2 billion test cycles per year



Data sheet

chainflex® CFROBOT8.PLUS



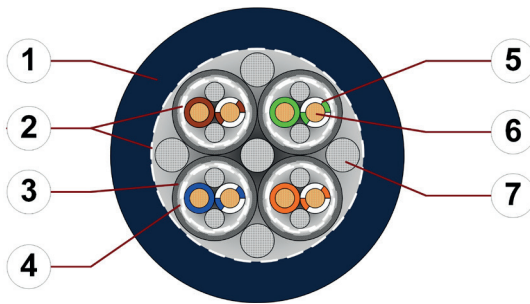
Bus cable (Class 6.1.3.4) ● For torsion applications ● PUR outer jacket ● Shielded ● Oil resistant and coolant-resistant ● Flame retardant ● PVC and halogen-free ● Notch-resistant ● Hydrolysis and microbe-resistant

Ethernet (CAT6A)

CFROBOT8.PLUS.050

Cable structure

(Electrical information please see next page)



1. Outer jacket: Pressure extruded PUR mixture
2. Overall/element banding: Plastic fleece
3. Overall shield: Torsion-resistant special braiding made of tinned copper wires
4. Shield foil: Plastic yarns
5. Core insulation: Mechanically high quality TPE mixture (according to bus specification)
6. Conductor: Fine-wire strand in especially bending-stable version consisting of bare copper wires
7. Strain relief: Tensile stress-resistant centre element

Example image

For detailed overview please see design table

Design table

Part No.	Core group	Colour code	Core design
CFROBOT8.PLUS.050	(4x(2x0.15)C)C	white-blue/blue, white-orange/orange, white-green/green, white-brown/brown	



igus 36-month chainflex cable guarantee and service life calculator based on 2 billion test cycles per year



Example image



Data sheet

chainflex® CFROBOT8.PLUS



Bus cable (Class 6.1.3.4) ● For torsion applications ● PUR outer jacket ● Shielded ● Oil resistant and coolant-resistant ● Flame retardant ● PVC and halogen-free ● Notch-resistant ● Hydrolysis and microbe-resistant



Example image

Ethernet (CAT6A)
CFROBOT8.PLUS.050

Electrical information

(Cable structure please see previous page)

Part No.	CFROBOT8.PLUS.050
Nominal voltage	50 V 30 V (following UL)
Testing voltage (following DIN EN 50289-1-3)	500 V
Characteristic wave impedance (following DIN EN 50289-1-11)	100 ± 15 Ω (1-250 MHz) 100 ± 20 Ω (250-500 MHz)
Operating capacity	48 pF/m
Nominal Velocity of Propagation (NVP)	68 %

Conductor nominal cross section [mm ²]	Maximum conductor resistance at 20 °C (following DIN EN 50289-1-2) [Ω/km]	Maximum current rating at 30 °C (following DIN VDE 0298-4) [A]
0.15	140	2.5

The final maximum current rating depends among other things on the ambient conditions, the type of the installation and the number of loaded cores.



Data sheet

chainflex® CFROBOT8.PLUS

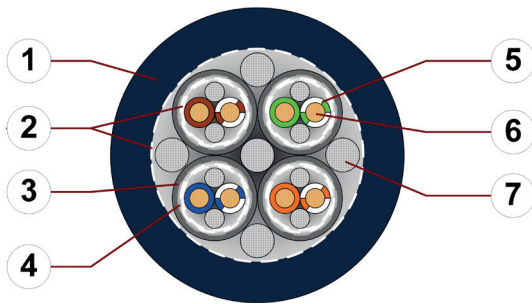


Bus cable (Class 6.1.3.4) ● For torsion applications ● PUR outer jacket ● Shielded ● Oil resistant and coolant-resistant ● Flame retardant ● PVC and halogen-free ● Notch-resistant ● Hydrolysis and microbe-resistant

Ethernet (CAT7)
CFROBOT8.PLUS.052

Cable structure

(Electrical information please see next page)




1. Outer jacket: Pressure extruded PUR mixture
2. Overall/element banding: Plastic fleece
3. Overall shield: Torsion-resistant special braiding made of tinned copper wires
4. Shield foil: Plastic yarns
5. Core insulation: Mechanically high quality TPE mixture (according to bus specification)
6. Conductor: Fine-wire strand in especially bending-stable version consisting of bare copper wires
7. Strain relief: Tensile stress-resistant centre element

Example image
For detailed overview please see design table

Design table

Part No.	Core group	Colour code	Core design
CFROBOT8.PLUS.052	4x(2x0,15)C	white-blue/blue, white-orange/ orange, white-green/green, white-brown/brown	



Example image



igus 36-month chainflex cable guarantee and service life calculator based on 2 billion test cycles per year



Data sheet

chainflex® CFROBOT8.PLUS



Bus cable (Class 6.1.3.4) ● For torsion applications ● PUR outer jacket ● Shielded ● Oil resistant and coolant-resistant ● Flame retardant ● PVC and halogen-free ● Notch-resistant ● Hydrolysis and microbe-resistant

Ethernet (CAT7)
CFROBOT8.PLUS.052


Electrical information

(Cable structure please see previous page)

Part No.	CFROBOT8.PLUS.052
Nominal voltage	50 V 30 V (following UL)
Testing voltage (following DIN EN 50289-1-3)	500 V
Characteristic wave impedance (following DIN EN 50289-1-11)	100 ± 15 Ω (1-250 MHz) 100 ± 20 Ω (250-600 MHz)
Operating capacity	48 pF/m
Nominal Velocity of Propagation (NVP)	68 %

Conductor nominal cross section [mm ²]	Maximum conductor resistance at 20 °C (following DIN EN 50289-1-2) [Ω/km]	Maximum current rating at 30 °C (following DIN VDE 0298-4) [A]
0.15	140	2,5

The final maximum current rating depends among other things on the ambient conditions, the type of the installation and the number of loaded cores.



Example image



Data sheet

chainflex® CFROBOT8.PLUS



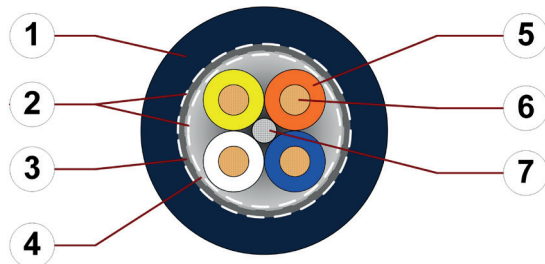
Bus cable (Class 6.1.3.4) ● For torsion applications ● PUR outer jacket ● Shielded ● Oil resistant and coolant-resistant ● Flame retardant ● PVC and halogen-free ● Notch-resistant ● Hydrolysis and microbe-resistant

Profinet (Type C)

CFROBOT8.PLUS.060

Cable structure

(Electrical information please see next page)




1. Outer jacket: Pressure extruded PUR mixture
2. Overall banding: Plastic fleece
3. Overall shield: Torsion-resistant special braiding made of tinned copper wires
4. Shield foil: Plastic foil with aluminium clad on both sides
5. Core insulation: Mechanically high quality TPE mixture (according to bus specification)
6. Conductor: Fine-wire strand in especially bending-stable version consisting of bare copper wires
7. Strain relief: Tensile stress-resistant centre element

Example image

For detailed overview please see design table

Design table

Part No.	Core group	Colour code	Core design
CFROBOT8.PLUS.060	(4x0.34)C	white, orange, blue, yellow (Star-quad)	



Example image



Data sheet

chainflex® CFROBOT8.PLUS



Bus cable (Class 6.1.3.4) ● For torsion applications ● PUR outer jacket ● Shielded ● Oil resistant and coolant-resistant ● Flame retardant ● PVC and halogen-free ● Notch-resistant ● Hydrolysis and microbe-resistant

Profinet (Type C)

CFROBOT8.PLUS.060


Electrical information

(Cable structure please see previous page)

Part No.	CFROBOT8.PLUS.060
Nominal voltage	50 V 30 V (following UL)
Testing voltage (following DIN EN 50289-1-3)	500 V
Characteristic wave impedance (following DIN EN 50289-1-11)	100 ± 15 Ω (1-100 MHz)
Operating capacity	47 pF/m
Nominal Velocity of Propagation (NVP)	67 %

Conductor nominal cross section [mm ²]	Maximum conductor resistance at 20 °C (following DIN EN 50289-1-2) [Ω/km]	Maximum current rating at 30 °C (following DIN VDE 0298-4) [A]
0.34	60	7

The final maximum current rating depends among other things on the ambient conditions, the type of the installation and the number of loaded cores.



Example image

igus® chainflex® CFROBOT8PLUS



igus 36-month chainflex cable guarantee and service life calculator based on 2 billion test cycles per year

