

Extremely low noise and vibration

35



... E6.35

e-chains® | Series E6.35 | Crossbars removable along the inner and outer radius

Part No.	<i>B_i</i>	<i>B_a</i>	E6.35	Part No.	<i>B_i</i>	<i>B_a</i>	E6.35
e-chains®	[mm]	[mm]	[kg/m]	e-chains®	[mm]	[mm]	[kg/m]
E6.35. 030. R.0	30	50	0.88	E6.35. 090. R.0	90	110	1.01
E6.35. 040. R.0	40	60	0.90	E6.35. 100. R.0	100	120	1.03
E6.35. 050. R.0	50	70	0.92	E6.35. 110. R.0	110	130	1.05
E6.35. 060. R.0	60	80	0.94	E6.35. 120. R.0	120	140	1.07
E6.35. 070. R.0	70	90	0.96	E6.35. 140. R.0	140	160	1.11
E6.35. 080. R.0	80	100	0.99				

Available bend radii

R [mm] | 055 | 075 | 100 | 150 |Complete Part No. with required radius (*R*). Example: E6.35.100.100.0

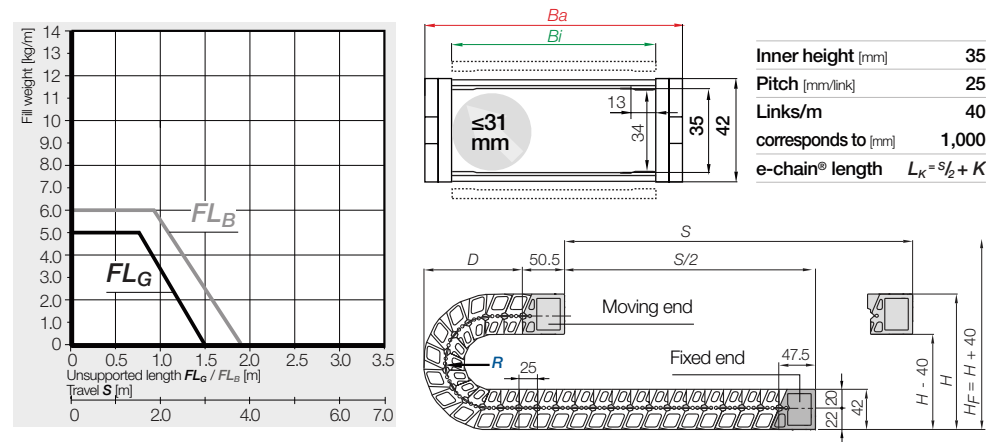
Installation note - system E6

To open, insert the screwdriver into the locking mechanism and prise it open. Repeat the procedure on the other side.

An assembly video is available online at ► www.igus.eu/E6_assembly



Unsupported applications | Short travels



<i>R</i>	055	075	100	150
<i>H</i>	189	229	279	379
<i>D</i>	115	135	160	210
<i>K</i>	225	290	365	525

The required clearance height: $H_F = H + 40\text{mm}$ (with 2.0kg/m fill weight)



i If a gliding application is required for a long travel, please consult igus®.

Aluminium support tray

- Corrosion-resistant and seawater-resistant aluminium rails with adjustable width
- Noise-reducing glide strip integrated as standard
- Easy installation and connection of the e-chain®
- Open design - dirt and debris fall through

More information ► From page 1362

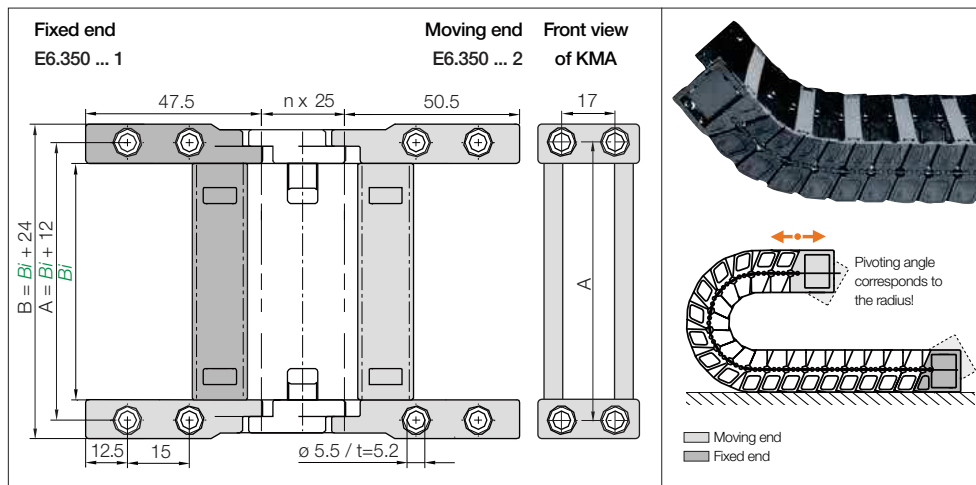


Steel support tray for support of the lower run

- Simple one-piece support trays for the lower run
- To your requirements and specification
- 4 options available

More information ► From page 1356

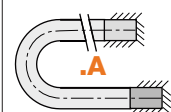




KMA pivoting | Recommended for unsupported applications


Width index	Part No. Full set KMA pivoting	A [mm]	B [mm]	Bi [mm]	Width index	Part No. Full set KMA pivoting	A [mm]	B [mm]	Bi [mm]
030.	E6.350. 030.12	42	54	30	090.	E6.350. 090.12	102	114	90
040.	E6.350. 040.12	52	64	40	100.	E6.350. 100.12	112	124	100
050.	E6.350. 050.12	62	74	50	110.	E6.350. 110.12	122	134	110
060.	E6.350. 060.12	72	84	60	120.	E6.350. 120.12	132	144	120
070.	E6.350. 070.12	82	94	70	140.	E6.350. 140.12	152	164	140
080.	E6.350. 080.12	92	104	80					

(KMA = polymer metal mounting bracket)



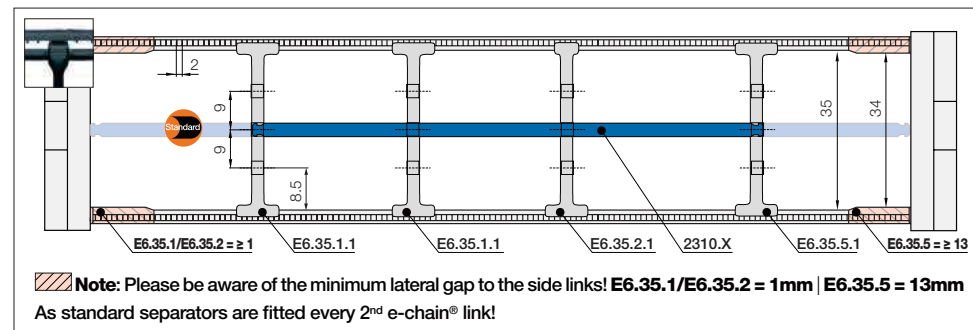
The bracket orientations are set automatically when using an igus® KMA mounting bracket with attachment from any side. To receive a KMA mounting bracket pre-fitted please add index **.A**.

E6.350.100.12.A Order example



Strain relief e.g. clamps, tiwrap plates, nuggets and clips are available from stock. The complete chainfix range with ordering options ► From page 1392

Previous generation of interior separation with other options ► www.igus.eu/E6.35



Standard separator, wide base

unassembled E6.35.1

assembled E6.35.1.1

Standard - for any application

Separator with a wide base for maximum holding force.

Separator, narrow top

unassembled E6.35.2

assembled E6.35.2.1

For even faster installation

Wide on one side for high holding force, narrow on opposite side for easy cable fitting.

Notch separator for notched crossbar

unassembled E6.35.5

assembled E6.35.5.1

Locks securely in preset increments

Notch separator for exact positioning. Recommended for side-mounted applications.

Shelf, lockable

unassembled 2300.X

assembled 2310.X

Horizontal separation

Full-width shelf locks securely into separators at both ends, giving a fixed width. Can be used as full-width or partial shelf.

Shelves

Width = X [mm]



X [mm]	unassembled	assembled	X [mm]	unassembled	assembled	X [mm]	unassembled	assembled
015	2300.015	2310.015	060	2300.060	2310.060	087	2300.87	2310.087
025	2300.025	2310.025	062	2300.062	2310.062	090	2300.90	2310.090
030	2300.030	2310.030	065	2300.065	2310.065	100	2300.100	2310.100
038	2300.038	2310.038	070	2300.070	2310.070	103	2300.103	2310.103
040	2300.040	2310.040	075	2300.075	2310.075	110	2300.110	2310.110
050	2300.050	2310.050	077	2300.077	2310.077	120	2300.120	2310.120
057	2300.057	2310.057	080	2300.080	2310.080	125	2300.125	2310.125

Separator with integrated strain relief teeth

- Can be integrated into the mounting bracket or placed at any point
- Combines strain relief and interior separation, for restricted space conditions
- Strain relief separator is easy to assemble without any screws

Part No. E6.35.02.Z - more information ► From page 1428

