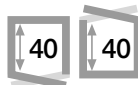


Protection against dust and dirt ingress and quickly openable



e-tubes | Series R2i.40 | Lids openable along the inner radius, from both sides
 e-tubes | Series R2.40 | Lids openable along the outer radius, from both sides

Part No. e-tubes openable along the inner radius	Part No. e-tubes openable along the outer radius	Bi [mm]	Ba [mm]	R Available bend radii										R2i.40 [kg/m]	R2.40 [kg/m]
				[mm]	[mm]	[mm]	[mm]	[mm]	[mm]	[mm]	[mm]	[mm]	[mm]		
R2i.40.050.R.0	R2.40.050.R.0*	50	66.2	080	100	125	150	175	200	250			≈ 1.25	≈ 1.25	
R2i.40.075.R.0	R2.40.075.R.0	75	91.2	080	100	125	150	175	200	250			≈ 1.50	≈ 1.50	
R2i.40.100.R.0®	R2.40.100.R.0	100	116.2	080	100	125	150	175	200	250			≈ 1.75	≈ 1.75	
R2i.40.125.R.0*	R2.40.125.R.0*	125	141.2	080	100	125	150	175	200	250			≈ 2.00	≈ 2.00	
R2i.40.150.R.0	R2.40.150.R.0*	150	166.2	080	100	125	150	175	200	250			≈ 2.25	≈ 2.25	
R2i.40.175.R.0	R2.40.175.R.0	175	191.2	080	100	125	150	175	200	250			≈ 2.50	≈ 2.50	
R2i.40.200.R.0*	R2.40.200.R.0*	200	216.2	080	100	125	150	175	200	250			≈ 2.75	≈ 2.75	

© RBR version (Reverse Bend Radius), some radii available from stock. More information ► From page 130


*Width available upon request. Please consult igus® for delivery time.

Complete Part No. with required radius (R). Example: R2i.40.075.080.0

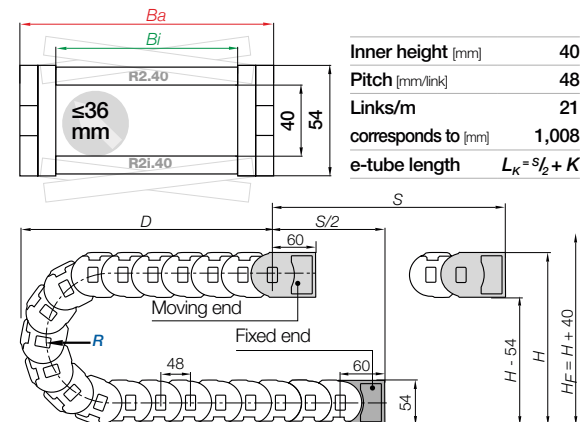
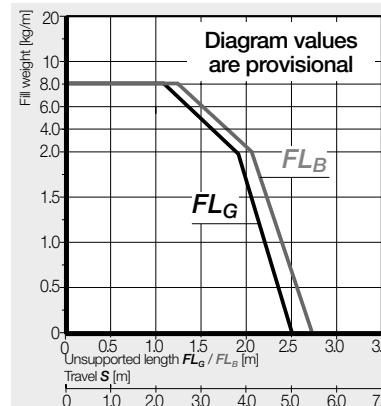
Hot swarf up to +850°C for e-tubes

- e-tubes can repel swarf up to +850°C. Special production option with the igus® material igumid HT
- No hot swarf melting or embedding into the chain

More information ► www.igus.eu/HT



Unsupported applications | Short travels



R	080	100	125	150	175	200	250
H	214	254	304	354	404	454	554
D	179	199	224	249	274	299	349
K	350	415	490	570	650	725	885

The required clearance height: $H_F = H + 40\text{mm}$ (with 2.0kg/m fill weight)

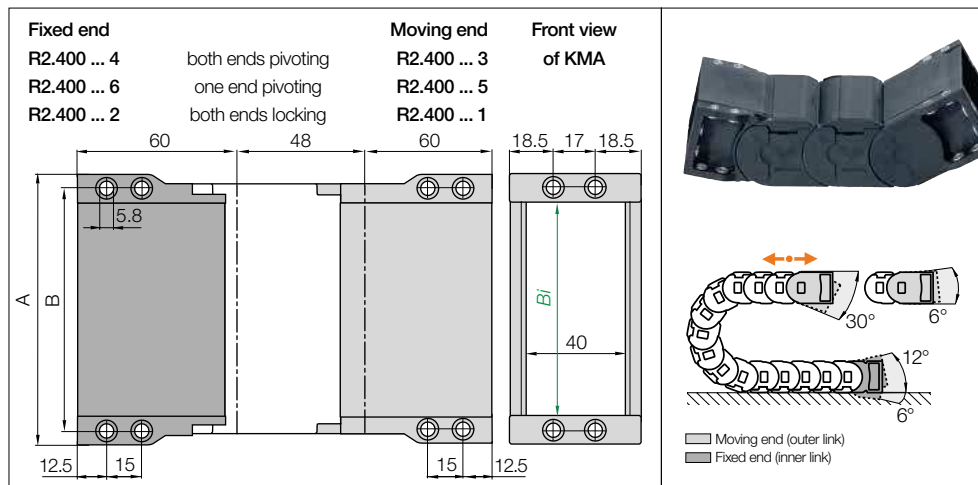


i If a gliding application is required for a long travel, please consult igus®.

Aluminium support tray

- Corrosion-resistant and seawater-resistant aluminium rails with adjustable width
 - Noise-reducing glide strip integrated as standard
 - Easy installation and connection of the e-tube
 - Open design - dirt and debris fall through
- More information ► From page 1362



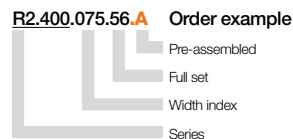
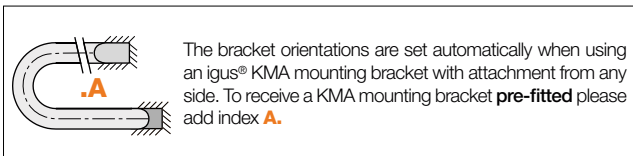


KMA pivoting | Recommended for unsupported applications
KMA locking | Recommended for vertical hanging and standing applications

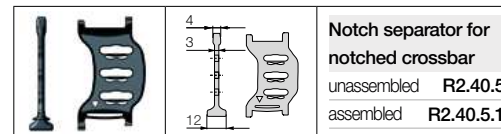
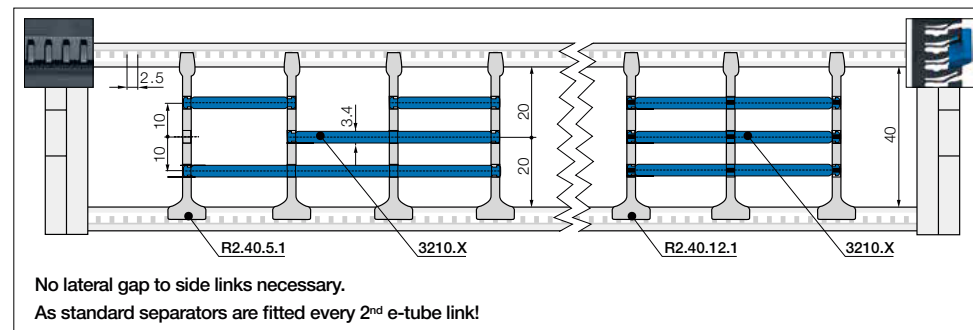
Width index	Part No. full set KMA	Part No. full set KMA	Part No. full set KMA	A [mm]	B [mm]	Bi [mm]
	both ends pivoting	one end pivoting	both ends locking			
50.	R2.400.050.34	R2.400.050.56	R2.400.050.12	74	62	50
75.	R2.400.075.34	R2.400.075.56	R2.400.075.12	99	87	75
100.	R2.400.100.34	R2.400.100.56	R2.400.100.12	124	112	100
125.	R2.400.125.34*	R2.400.125.56*	R2.400.125.12*	149	137	125
150.	R2.400.150.34	R2.400.150.56	R2.400.150.12	174	162	150
175.	R2.400.175.34	R2.400.175.56	R2.400.175.12	199	187	175
200.	R2.400.200.34*	R2.400.200.56*	R2.400.200.12*	224	212	200

*Width available upon request. Please consult igus® for delivery time.

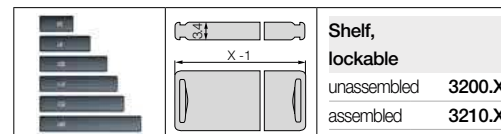
(KMA = polymer metal mounting bracket)



Strain relief e.g. clamps, tiewrap plates, nuggets and clips are available from stock. The complete chainfix range with ordering options ▶ From page 1392



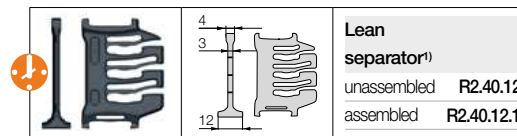
Locks securely in preset increments
Notch separator for exact positioning. Recommended for side-mounted applications.



Horizontal separation
Full-width shelf locks securely into separators at both ends, giving a fixed width. Can be used as full-width or partial shelf.

Shelves Width = X [mm]	X [mm] unassembled		X [mm] assembled		X [mm] unassembled		X [mm] assembled	
	unassembled	assembled	unassembled	assembled	unassembled	assembled	unassembled	assembled
050	3200.050	3210.050	115	3200.115	3210.115	175	3200.175	3210.175
075	3200.075	3210.075	125	3200.125	3210.125	200	3200.200	3210.200
100	3200.100	3210.100	150	3200.150	3210.150			

Interior separation | To allow faster filling



Lean separators¹⁾
For quick fitting of shelves in several layers.
1) Note: Please combine maximum 4 lean separators with one shelf. Not suitable for side-mounted e-chains²⁾

With the lean separator you can quickly insert several layers of cables into the e-chain® and reduce the installation time by up to 50%²⁾.

²⁾ Lean interior separation vs. Standard separator - measured on a 4m long e-chain® fitted with 12 cables in the igus® readychain® factory



Separator with integrated strain relief teeth

- Can be integrated into the mounting bracket or placed at any point
 - Combines strain relief and interior separation, for restricted space conditions
 - Strain relief separator is easy to assemble without any screws
- Part No. R2.40.Z - more information ▶ From page 1424

