



HENNLICH

MERES

KALORIMETRICKÝ PRŮTOKOMĚR KET



- No inlet section necessary
- Integrated flow straightener
- Sensor unit removable
- Direct mass flow rate measurement of gases
- Measuring accuracy:
 - ±1.5% of reading
 - ± 0.3% of full scale
 - on request:
 - ±1.0% of reading
 - ± 0.3% of full scale
- p_{\max} 16 bar (optionally 40 bar)
- Fast response time
- No moving parts
- Analogue output, alarm contact, Modbus RTU and impulse output



KALORIMETRICKÝ PRŮTOKOMĚR KET



HENNLICH

MERES

Description

The newly developed KET combines modern digital interfaces for connection to energy monitoring systems with a small, compact design. The KET is always used when many machines (compressed air consumers) are to be integrated into an energy monitoring network.

Readout values in the display can be rotated by 180°, e.g. for overhead installation.

Display shows 2 values at the same time:

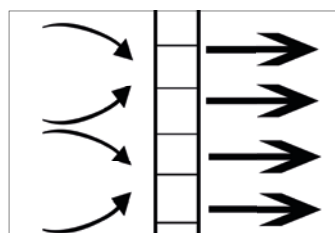
- Present flow in m³/h, l/min, ...
- Total consumption (counter reading) in m³, l, kg
- Temperature measurement

Screw-in thread:


Easy installation into the existing pipe due to integrated measuring section (suitable for ½", ¾", 1", 1¼", 1½" or 2" lines)

Advantages at a glance:

- Compact, small design - for use in machines, behind maintenance unit on the end user
- All interfaces are freely programmable via the display
- Modbus-RTU output
- 4...20 mA analogue output for present flow
- Pulse output total flow (counter reading), electrically isolated. Optional: M-Bus, Ethernet interface or PoE.



Integrated flow straightener - no inlet section necessary



With a key stroke: reset counter reading, select units, parameterise interfaces



The sensor can be removed from the measuring section and cleaned.

Technical Details

Parameters:	m ³ /h, l/min (1000 mbar, 20 °C) in case of compressed air or Nm ³ /h, NI/min (1013 mbar, 0 °C) in case of gases
Units:	m ³ /h, m ³ /min, l/min, l/s, ft/min, cfm, m/s, kg/h, kg/min, g/s, lb/min, lb/h (adjustable via keys at display)
Sensor:	Thermal mass flow sensor
Measured medium:	Air, gases
Gas types:	Air, nitrogen, argon, CO ₂ , oxygen (adjustable over KEC service software)
Measuring range:	See table
Accuracy:	± 1,5 % of reading ± 0,3 % of full scale on request: ± 1 % of reading ± 0,3 % of full scale
Operating temperature:	-30 ... 80 °C
Operating pressure:	up to 16 bar, optionally 40 bar
Digital output:	RS 485 interface, (Modbus-RTU)
Analogue output:	4 ... 20 mA for m ³ /h or l/min
Pulse output:	1 pulse per m ³ or per litre electrically isolated. Pulse weight can be set on the display. Alternatively, the pulse output can be used as an alarm relay.
Supply:	18 ... 36 V _{DC} , 5 W
Burden:	< 500 Ω
Housing:	Polycarbonate (IP65)
Measuring section:	Aluminium, 316L
Connection thread of measuring sections:	G ½ to G2 (BSP British Standard Piping) or ½" to 2" NPT-thread
Mounting position:	any



HENNLICH

MERES

KALORIMETRICKÝ PRŮTOKOMĚR KET

Flow measuring ranges (Max version 185 m/s) for compressed air (ISO 1217:1000 mbar, 20 °C)

Measuring ranges for other types of gas see tables below

Measuring section	Thread	Measuring range full scales	
		m ³ /h	cfm
DN 15	G ½"	90	50
DN 20	G ¾"	170	100
DN 25	G 1"	290	170
DN 32	G 1 ¼"	530	310
DN 40	G 1 ½"	730	430
DN 50	G 2"	1195	700

Measuring ranges flow

(other gases on request)

Inner diameter of pipe			Low-Speed Version (50 m/s)							Standard Version (92.7 m/s)						
			Full scale values in Nm ³ /h*										Full scale values in Nm ³ /h*			
Inch	[mm]	DN	Air**	Ar	CO ₂	N ₂	O ₂	N ₂ O	Natural gas (NG)	Air**	Ar	CO ₂	N ₂	O ₂	N ₂ O	Natural gas (NG)
½"	16.1	DN 15	20	35	20	20	20	20	15	45	70	45	40	40	40	25
¾"	21.7	DN 20	45	75	45	40	45	45	25	85	135	85	80	80	85	50
1"	27.3	DN 25	75	120	75	70	75	75	45	145	230	145	135	140	140	85
1 ¼"	36.0	DN 32	140	220	140	130	135	140	85	265	415	260	240	250	260	155
1 ½"	41.9	DN 40	195	305	195	180	185	190	115	365	570	360	335	345	355	215
2"	53.1	DN 50	320	505	320	295	305	315	190	600	935	590	550	570	585	355

Inner diameter of pipe			Max. Version (185.0 m/s)							High-Speed Version (224.0 m/s)						
			Full scale values in Nm ³ /h*										Full scale values in Nm ³ /h*			
Inch	[mm]	DN	Air**	Ar	CO ₂	N ₂	O ₂	N ₂ O	Natural gas (NG)	Air**	Ar	CO ₂	N ₂	O ₂	N ₂ O	Natural gas (NG)
½"	16.1	DN 15	90	140	90	80	85	85	50	110	170	105	100	105	105	65
¾"	21.7	DN 20	175	275	175	160	165	170	105	215	335	210	195	205	210	125
1"	27.3	DN 25	290	460	290	270	280	285	170	355	555	350	325	340	345	210
1 ¼"	36.0	DN 32	530	830	525	485	505	520	310	640	1005	635	590	610	630	380
1 ½"	41.9	DN 40	730	1140	720	670	695	715	430	885	1385	875	815	845	865	520
2"	53.1	DN 50	1195	1870	1185	1100	1140	1170	705	1450	2265	1430	1330	1380	1420	855

* Nm³/h according to DIN 1343: 0 °C, 1013.25 mbar for gases

** DIN 1945/ISO 1217: 20 °C, 1000 mbar for air

KALORIMETRICKÝ PRŮTOKOMĚR KET



Order Details (Example: KET-ALR15ALS00)

Model	Version	Measuring range	Connection
KET-	A = Aluminium E = Stainless steel	L = Low-Speed Version 50 m/s S = Standard 92.7 m/s M = Max-version 185 m/s H = High-Speed-Version 224 m/s	R15 = G 1/2 female with integrated measuring section R20 = G 3/4 female with integrated measuring section R25 = G 1 female with integrated measuring section R32 = G 1 1/4 female with integrated measuring section R40 = G 1 1/2 female with integrated measuring section R50 = G 2 female with integrated measuring section Nxx ¹⁾ = NPT thread XXX = Special version

¹⁾ replace xx with desired size

Display	Gas type	Max. pressure	Calibration	Options
A = with integrated display 0 = without display	L = Air N = Nitrogen C = CO ₂ A = Argon X = Oxygen D = Nitrous oxide (N ₂ O) M = Natural Gas Y = Further gas (on request) S = Gas mixture (please indicate mixture ratio, on request)	S = 16 bar H = 40 bar	0 = No real gas adjustment - gas type configuration per gas constant E = Real gas adjustment	0 = without M = Special measuring range (please specify in clear text) J = improved accuracy +/- 1% of reading +/- 0,3% of full scale R = Special cleaning oil and grease free (e. g. for oxygen) S = Silicone-free version including special cleaning oil and grease-free

Software

KEC-Soft	Service software incl. PC-connector
----------	-------------------------------------

Always valid:

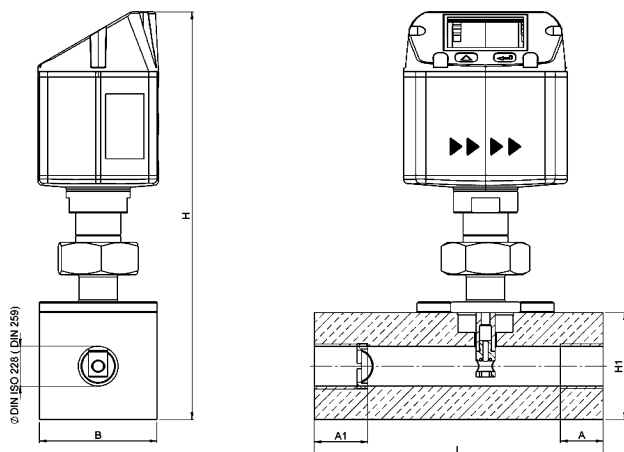
* Nm³/h acc. to DIN 1343: 0°C, 1013.25 mbar with gases

** 1 x 4 ... 20 mA analog output (galvanically not isolated), pulse output, RS 485 (Modbus-RTU)

*** with integrated flow straightener, no additional inlet section necessary

**** standard accuracy ± 1,5% of reading ± 0,3% of full scale

Dimensions



Measuring section	Thread	L [mm]	B [mm]	H1 [mm]	H [mm]	A1 [mm]	A [mm]
DN 15	G 1/2"	135	55	50	109.65	25	20
DN 20	G 3/4"	135	55	50	109.65	26	20
DN 25	G 1"	135	55	50	109.65	33	25
DN 32	G 1 1/4"	135	80	80	215.45	35	25
DN 40	G 1 1/2"	135	80	80	215.45	36	25
DN 50	G 2"	135	80	80	215.45	44	30