

Data cables

Coax cables



chainflex® cable	Jacket	Shield	Bend radius e-chain® [factor x d]	Temperature e-chain® from/to [°C]	Approvals and standards	Oil-resistant	Torsion-resistant v max. [m/s] unsupported	v max. [m/s] gliding a max.	Page
Data cables – wound in layers									
CF8821	PVC	✓	12.5	+5/+70			3	20	136
CF240	PVC	✓	10	+5/+70			3	20	138
CF240.PUR	PUR	✓	10	-25/+80			3	20	142
Data cables – twisted pair									
CF211	PVC	✓	7.5	+5/+70			5	50	146
CF211.PUR	PUR	✓	7.5	-25/+80			5	50	150
CF11	TPE	✓	6.8	-35/+100			10	100	154 New
Data cables – twisted pair with pair shield									
CF112	PUR	✓	10	-25/+80			10	80	158
CF12	TPE	✓	10	-35/+100			10	100	162 New
Data cables – wound in layers									
CF298	TPE		4	-35/+90		✓	10	100	164
CF299	TPE	✓	4	-35/+90			10	100	166
Coax cable									
CFKoax	TPE	✓	10	-35/+100 -35/+70			10	100	168
Twistable data cable (twistable cables chapter ▶ Page 370)									
CFROBOT3	PUR	✓	10	-25/+80					382

36-month chainflex® guarantee
 Guaranteed service life for predictable reliability
 ▶ Selection table page 134













With the help of the chainflex® service life calculator, you can quickly and easily calculate the expected service life of chainflex® cables specifically for your application:

www.igus.eu/chainflexlife



igus 36-month chainflex cable guarantee and service life calculator based on 2 billion test cycles per year



chainflex® cables	Temperature, from/to [°C]	v max. [m/s]		a max. [m/s²]	Travel distance [m]	Minimum bend radius [factor x d] for travel distance		Minimum bend radius [factor x d] for travel distance		Minimum bend radius [factor x d] for travel distance		Page	
		unsupported	gliding			< 10m	≥ 10 m	< 10m	≥ 10 m	< 10m	≥ 10 m		
													5 million (1 million) double strokes *
Data cables													
	CF8821	+5 / +15 +15 / +60 +60 / +70	3	-	20	≤ 10	15 12.5 15	- - -	16 13.5 16	- - -	17 14.5 17	- - -	136
	CF240	+5 / +15 +15 / +60 +60 / +70	3	2	20	≤ 50	12.5 10 12.5	15 12.5 15	13.5 11 13.5	16 13.5 16	14.5 12 14.5	17 14.5 17	138
	CF240.PUR	-25 / -15 -15 / +70 +70 / +80	3	2	20	≤ 50	12.5 10 12.5	15 12.5 15	13.5 11 13.5	16 13.5 16	14.5 12 14.5	17 14.5 17	142
	CF211	+5 / +15 +15 / +60 +60 / +70	5	3	50	≤ 100	10 7.5 10	- - -	11 8.5 11	- - -	12 9.5 12	- - -	146
	CF211.PUR	-25 / -15 -15 / +70 +70 / +80	5	3	50	≤ 100	10 7.5 10	- - -	11 8.5 11	- - -	12 9.5 12	- - -	150
							5 million		7.5 million		12.5 million		
	CF11 New!	-35 / -25 -25 / +90 +90 / +100	10	6	100	≤ 400	7.5 6.8 7.5	- - -	8.5 7.5 8.5	- - -	9.5 8.5 9.5	- - -	154
							5 million		7.5 million		10 million		
	CF112	-20 / -15 -15 / +70 +70 / +80	10	5	80	≤ 100	12.5 10 12.5	- - -	13.5 11 13.5	- - -	14.5 12 14.5	- - -	158
							5 million		7.5 million		12.5 million		
	CF12 New!	-35 / -25 -25 / +90 +90 / +100	10	6	100	≤ 400	12.5 10 12.5	- - -	13.5 11 13.5	- - -	14.5 12 14.5	- - -	162
							20 million		30 million		40 million		
	CF298	-35 / -25 -25 / +80 +80 / +90	10	6	100	≤ 100	5 4 5	- - -	6 5 6	- - -	7 6 7	- - -	164
	CF299	-35 / -25 -25 / +80 +80 / +90	10	6	100	≤ 100	5 4 5	- - -	6 5 6	- - -	7 6 7	- - -	166
Coax cables													
							5 million		7.5 million		10 million		
	CFKCoax1/3	-35 / -25 -25 / +90 +90 / +100	10	5	100	≤ 400	12.5 10 12.5	- - -	13.5 11 13.5	- - -	14.5 12 14.5	- - -	168
	CFKCoax2	-35 / -25 -25 / +60 +60 / +70	10	5	100	≤ 400	12.5 10 12.5	- - -	13.5 11 13.5	- - -	14.5 12 14.5	- - -	168

⁽¹⁾ Guaranteed service life for these series (details ► see page 28-29)

* Higher number of double strokes? Calculate service life online: ► www.igus.eu/chainflexlife
Values in brackets apply to the CF8821 series

Data cable | PVC | chainflex® CF8821

- 36** 5 million Double strokes guaranteed
- 12.5 x d** Bend radius, e-chain®
- 10m** Travel distance, e-chain®

- For flexing applications
- PVC outer jacket
- Shielded
- Flame-retardant

Dynamic information

Bend radius	e-chain® linear flexible	minimum 12.5 x d minimum 10 x d
	fixed	minimum 7 x d
Temperature	e-chain® linear flexible	+5°C up to +70°C -5°C up to +70°C (following DIN EN 60811-504)
	fixed	-15°C up to +70°C (following DIN EN 50305)
v max.	unsupported	3m/s
a max.		20m/s ²
Travel distance		Unsupported travels up to 10 m, Class 1

Cable structure

Conductor	Conductor consisting of bare copper wires (according to DIN EN 60228).
Core insulation	Mechanically high-quality TPE mixture.
Core structure	Cores wound with an optimised pitch length.
Core identification	Colour code in accordance with DIN 47100.
Overall shield	Braiding made of tinned copper wires. Coverage optical approx. 60%
Outer jacket	Low-adhesion PVC mixture, adapted to suit the requirements in e-chains®. Colour: jet black (similar to RAL 9005)

Electrical information

Nominal voltage	300/300V (following DIN VDE 0298-3) 300V (following UL)
Testing voltage	1500V (following DIN EN 50395)

Properties and approvals

Flame-retardant	According to IEC 60332-1-2, Cable Flame, VW-1, FT1, FT2 / Horizontal Flame
Silicone-free	Free from silicone which can affect paint adhesion (following PV 3.10.7 – status 1992)
UL verified	Certificate No. B129699: "igus 36-month chainflex cable guarantee and service life calculator based on 2 billion test cycles per year"

EPLAN download, configurators ► www.igus.eu/CF8821

36-month guarantee ... more than 1,350 cable types from stock ... no cutting charges



EU2022

EU2022



Basic requirements	low	1	2	3	4	5	6	7	highest
Travel distance	unsupported	1	2	3	4	5	6	≥ 400 m	
Oil resistance	none	1	2	3	4	highest			
Torsion	none	1	2	3	4	±360°			

Class 3.1.1.1

UL/CSA AWM	See data sheet for details ► www.igus.eu/CF8821
NFPA	Following NFPA 79-2018, chapter 12.9
EAC	Certificate No. RU C-DE.ME77.B.00300/19
REACH	In accordance with regulation (EC) No. 1907/2006 (REACH)
Lead-free	Following 2011/65/EC (RoHS-II/RoHS-III)
CE	Following 2014/35/EU
UKCA	In accordance with the valid regulations of the United Kingdom (as at 08/2021)

Guaranteed service life (details see page 26-27)

Double strokes*	1 million	3 million	5 million
Temperature, from/to [°C]	R min. [factor x d]	R min. [factor x d]	R min. [factor x d]
+5/+15	15	16	17
+15/+60	12.5	13.5	14.5
+60/+70	15	16	17

* Higher number of double strokes? Service life calculation online ► www.igus.eu/chainflexlife

Typical application areas

- For flexing applications, Class 3
- Especially for unsupported travels, Class 1
- Without influence of oil, Class 1
- No torsion, Class 1
- Preferably indoor applications
- Wood/stone processing, packaging industry, feeding, handling, adjusting devices

Part No.	Number of cores and conductor nominal cross section [mm ²]	Outer diameter (d) max. [mm]	Copper index [kg/km]	Weight [kg/km]
CF8821.01.03 ¹¹⁾	(3x0.14)C	5.5	13	35
CF8821.01.05 ¹¹⁾	(5x0.14)C	6.0	18	46
CF8821.02.02 ¹¹⁾	(2x0.25)C	5.5	13	34
CF8821.02.03 ¹¹⁾	(3x0.25)C	5.5	16	40
CF8821.02.05 ¹¹⁾	(5x0.25)C	6.0	23	53

¹¹⁾ Phase-out model

Note: The given outer diameters are maximum values and may tend toward lower tolerance limits.
G = with green-yellow earth core x = without earth core




Cables available in the chainflex® CASE

Simple savings on delivery, storage space and re-ordering with the chainflex® CASE - ship'n store by igus®.

More on this on page 24/25 and online: www.igus.eu/cfcase



igus 36-month chainflex cable guarantee and service life calculator based on 2 billion test cycles per year



Example image

igus® chainflex® CF8821

Data cable | PVC | chainflex® CF240

36 10 million Double strokes guaranteed **10 x d** Bend radius, e-chain® **50m** Travel distance, e-chain®

- For medium duty applications
- PVC outer jacket
- Shielded
- Oil-resistant
- Flame-retardant

Dynamic information

	Bend radius	e-chain® linear	minimum 10 x d
		flexible	minimum 8 x d
		fixed	minimum 5 x d
	Temperature	e-chain® linear	+5°C up to +70°C
		flexible	-5°C up to +70°C (following DIN EN 60811-504)
		fixed	-15°C up to +70°C (following DIN EN 50305)
	v max.	unsupported	3m/s
		gliding	2m/s
	a max.	20m/s²	
	Travel distance	Unsupported travels and up to 50m for gliding applications, Class 4	

Cable structure

	Conductor	Very finely stranded special conductors of particularly bending resistant design made of bare copper wires.
	Core insulation	Mechanically high-quality TPE mixture.
	Core structure	The individual cores are wound in layers with a short pitch length.
	Core identification	Colour code in accordance with DIN 47100.
	Intermediate layer	Foil taping over the outer layer.
	Overall shield	Extremely bending-resistant braiding made of tinned copper wires. Coverage linear approx. 70%, optical approx. 90%
	Outer jacket	Low-adhesion, oil-resistant PVC mixture, adapted to suit the requirements in e-chains® (following DIN EN 50363-4-1). Colour: Silver-grey (similar to RAL 7001)

Electrical information

	Nominal voltage	300/300V (following DIN VDE 0298-3) 300V (following UL)
	Testing voltage	1500V (following DIN EN 50395)

Example image

EPLAN download, configurators ► www.igus.eu/CF240

36-month guarantee ... more than 1,350 cable types from stock ... no cutting charges



EU2022

EU2022



Basic requirements
Travel distance
Oil resistance
Torsion

low	1	2	3	4	5	6	7	highest
unsupported	1	2	3	4	5	6	≥ 400m	
none	1	2	3	4	highest			
none	1	2	3	4	±360°			

Class 4.4.2.1

Properties and approvals

	Oil resistance	Oil-resistant (following DIN EN 50363-4-1), Class 2
	Flame-retardant	According to IEC 60332-1-2, Cable Flame, VW-1, FT1, FT2 / Horizontal Flame
	Silicone-free	Free from silicone which can affect paint adhesion (following PV 3.10.7 – status 1992)
	UL verified	Certificate No. B129699: "igus 36-month chainflex cable guarantee and service life calculator based on 2 billion test cycles per year"
	UL/CSA AWM	See data sheet for details ► www.igus.eu/CF240
	NFPA	Following NFPA 79-2018, chapter 12.9
	EAC	Certificate No. RU C-DE.ME77.B.00300/19
	REACH	In accordance with regulation (EC) No. 1907/2006 (REACH)
	Lead-free	Following 2011/65/EC (RoHS-II/RoHS-III)
	Cleanroom	According to ISO Class 1, material/cable tested by IPA according to DIN EN ISO standard 14644-1
	CE	Following 2014/35/EU
	UKCA	In accordance with the valid regulations of the United Kingdom (as at 08/2021)

Guaranteed service life (details see page 26-27)

Double strokes*	5 million		7.5 million		10 million	
	< 10m R min. [factor x d]	≥ 10m R min. [factor x d]	< 10m R min. [factor x d]	≥ 10m R min. [factor x d]	< 10m R min. [factor x d]	≥ 10m R min. [factor x d]
+5/+15	12.5	15	13.5	16	14.5	17
+15/+60	10	12.5	11	13.5	12	14.5
+60/+70	12.5	15	13.5	16	14.5	17

* Higher number of double strokes? Service life calculation online ► www.igus.eu/chainflexlife

Typical application areas

- For medium duty applications, Class 4
- Unsupported travels and up to 50m for gliding applications, Class 4
- Light oil influence, Class 2
- No torsion, Class 1
- Preferably indoor applications, but also outdoor ones at temperatures > 5 °C
- Storage and retrieval units, machining units/packaging machines, handling, indoor cranes



igus 36-month chainflex cable guarantee and service life calculator based on 2 billion test cycles per year



igus 36-month chainflex cable guarantee and service life calculator based on 2 billion test cycles per year



UL-verified chainflex® guarantee ... www.igus.eu/ul-verified

low	1	2	3	4	5	6	7	highest
unsupported	1	2	3	4	5	6	≥ 400m	
none	1	2	3	4	highest			
none	1	2	3	4	±360°			

Class 4.4.2.1



Example image


Part No.	Number of cores and conductor nominal cross section [mm²]	Outer diameter (d) max. [mm]	Copper index [kg/km]	Weight [kg/km]
CF240.01.03	(3x0.14)C	5.0	12	28
CF240.01.04	(4x0.14)C	5.0	17	32
CF240.01.05	(5x0.14)C	5.5	19	37
CF240.01.07	(7x0.14)C	6.0	25	47
CF240.01.14	(14x0.14)C	7.0	41	75
CF240.01.18	(18x0.14)C	7.5	51	90
CF240.01.24	(24x0.14)C	8.5	64	125
CF240.02.03	(3x0.25)C	5.0	19	35
CF240.02.04	(4x0.25)C	5.5	23	45
CF240.02.05	(5x0.25)C	6.0	28	49
CF240.02.07	(7x0.25)C	6.5	35	61
CF240.02.08	(8x0.25)C	7.0	39	68
CF240.02.14	(14x0.25)C	7.5	60	92
CF240.02.18	(18x0.25)C	8.5	71	122
CF240.02.24	(24x0.25)C	10.0	95	161
CF240.03.02	(2x0.34)C	5.5	21	37
CF240.03.03	(3x0.34)C	5.5	29	42
CF240.03.04	(4x0.34)C	6.0	33	51
CF240.03.05	(5x0.34)C	6.5	38	56
CF240.03.07	(7x0.34)C	7.5	50	77
CF240.03.10	(10x0.34)C	8.0	58	97
CF240.03.14	(14x0.34)C	8.0	74	112
CF240.03.18	(18x0.34)C	9.0	91	139
CF240.03.24	(24x0.34)C	10.0	119	177

Note: The given outer diameters are maximum values and may tend toward lower tolerance limits.
G = with green-yellow earth core x = without earth core

Order example: CF240.01.03 - to your desired length (0.5m steps)
CF240 chainflex® series .01 Code nominal cross section .03 Number of cores

Order online ► www.igus.eu/CF240

Delivery time 24hrs or today.
Delivery time means time until goods are shipped.



chainflex® CF240 data cables in small handling machines



Cables available in the chainflex® CASE

Simple savings on delivery, storage space and re-ordering with the chainflex® CASE - ship'n store by igus®.

More on this on page 24/25 and online: www.igus.eu/cfcase



EPLAN download, configurators ► www.igus.eu/CF240



igus 36-month chainflex cable guarantee and service life calculator based on 2 billion test cycles per year



igus 36-month chainflex cable guarantee and service life calculator based on 2 billion test cycles per year



Data cable | PUR | chainflex® CF240.PUR

- 36** 10 million Double strokes guaranteed
- 10 x d** Bend radius, e-chain®
- 50m** Travel distance, e-chain®

- For medium duty applications
- PUR outer jacket
- Shielded
- Oil-resistant and coolant-resistant
- Flame-retardant
- PVC and halogen-free
- Notch-resistant
- Hydrolysis and microbe-resistant

Dynamic information

Bend radius	e-chain® linear flexible	minimum 10 x d
	fixed	minimum 8 x d
	e-chain® linear flexible	-25°C up to +80°C
	fixed	-40°C up to +80°C (following DIN EN 60811-504)
	fixed	-50°C up to +80°C (following DIN EN 50305)
Temperature	unsupported	3m/s
	gliding	2m/s
v max.		
a max.		20m/s ²
Travel distance		Unsupported travels and up to 50m for gliding applications, Class 4

Cable structure

Conductor	Very finely stranded special conductors of particularly bending resistant design made of bare copper wires.
Core insulation	Mechanically high-quality TPE mixture.
Core structure	The individual cores are wound in layers with a short pitch length.
Core identification	Colour code in accordance with DIN 47100.
Intermediate layer	Foil taping over the outer layer.
Overall shield	Extremely bending-resistant braiding made of tinned copper wires. Coverage linear approx. 70%, optical approx. 90%
Outer jacket	Low-adhesion, halogen-free, highly abrasion resistant PUR mixture, adapted to suit the requirements in e-chains® (following DIN EN 50363-10-2) Colour: Window-grey (similar to RAL 7040)

Electrical information

Nominal voltage	300/300V (following DIN VDE 0298-3) 300V (following UL)
Testing voltage	1500V (following DIN EN 50395)

Properties and approvals

UV resistance	Medium
Oil resistance	Oil-resistant (following DIN EN 50363-10-2), Class 3

EPLAN download, configurators ► www.igus.eu/CF240.PUR

36-month guarantee ... more than 1,350 cable types from stock ... no cutting charges



EU2022

EU2022



Basic requirements
Travel distance
Oil resistance
Torsion

low	1	2	3	4	5	6	7	highest
unsupported	1	2	3	4	5	6	≥ 400m	
none	1	2	3	4	highest			
none	1	2	3	4	±360°			

Class 4.4.3.1

- Offshore** MUD-resistant following NEK 606 - status 2009
- Flame-retardant** According to IEC 60332-1-2, Cable Flame, VW-1, FT1, FT2 / Horizontal Flame
- Silicone-free** Free from silicone which can affect paint adhesion (following PV 3.10.7 – status 1992)
- Halogen-free** Following DIN EN 60754
- UL verified** Certificate No. B129699: "igus 36-month chainflex cable guarantee and service life calculator based on 2 billion test cycles per year"
- UL/CSA AWM** See data sheet for details ► www.igus.eu/CF240.PUR
- NFPA** Following NFPA 79-2018, chapter 12.9
- DNV** Type Approval Certificate TAE00003X3
- EAC** Certificate No. RU C-DE.ME77.B.00300/19
- REACH** In accordance with regulation (EC) No. 1907/2006 (REACH)
- Lead-free** Following 2011/65/EC (RoHS-II/RoHS-III)
- Cleanroom** According to ISO Class 1. The outer jacket material of this series complies with CF77.UL.05.12.D - tested by IPA according to standard DIN EN ISO 14644-1
Following 2014/35/EU
- CE**
- UKCA** In accordance with the valid regulations of the United Kingdom (as at 08/2021)

Guaranteed service life (details see page 26-27)

Double strokes*	5 million		7.5 million		10 million	
	< 10m	≥ 10m	< 10m	≥ 10m	< 10m	≥ 10m
Temperature, from/to [°C]	R min. [factor x d]	R min. [factor x d]	R min. [factor x d]	R min. [factor x d]	R min. [factor x d]	R min. [factor x d]
-25/-15	12.5	15	13.5	16	14.5	17
-15/+70	10	12.5	11	13.5	12	14.5
+70/+80	12.5	15	13.5	16	14.5	17

* Higher number of double strokes? Service life calculation online ► www.igus.eu/chainflexlife

Typical application areas

- For medium duty applications, Class 4
- Unsupported travels and up to 50m for gliding applications, Class 4
- Almost unlimited resistance to oil, Class 3
- No torsion, Class 1
- Indoor and outdoor applications with average sun radiation
- Machining units/machine tools, storage and retrieval units for high-bay warehouses, packaging industry, quick handling, refrigerating sector



igus 36-month chainflex cable guarantee and service life calculator based on 2 billion test cycles per year



igus 36-month chainflex cable guarantee and service life calculator based on 2 billion test cycles per year



UL-verified chainflex® guarantee ... www.igus.eu/ul-verified

low	1	2	3	4	5	6	7	highest
unsupported	1	2	3	4	5	6	≥ 400m	
none	1	2	3	4	highest			
none	1	2	3	4	±360°			



Example image

Part No.	Number of cores and conductor nominal cross section [mm²]	Outer diameter (d) max. [mm]	Copper index [kg/km]	Weight [kg/km]
CF240.PUR.01.04	(4x0.14)C	5.5	15	39
CF240.PUR.01.07	(7x0.14)C	6.5	24	54
CF240.PUR.01.08	(8x0.14)C	7.0	26	64
CF240.PUR.01.14	(14x0.14)C	7.5	41	79
CF240.PUR.01.18	(18x0.14)C	8.0	51	97
CF240.PUR.01.25	(25x0.14)C	8.5	66	101
CF240.PUR.02.03	(3x0.25)C	5.5	18	41
CF240.PUR.02.04	(4x0.25)C	6.0	22	45
CF240.PUR.02.05	(5x0.25)C	6.0	25	50
CF240.PUR.02.07	(7x0.25)C	7.0	33	65
CF240.PUR.02.08	(8x0.25)C	7.0	39	72
CF240.PUR.02.14	(14x0.25)C	8.0	60	103
CF240.PUR.02.18	(18x0.25)C	9.0	71	122
CF240.PUR.02.25	(25x0.25)C	10.5	97	152
CF240.PUR.03.03	(3x0.34)C	5.0	25	47
CF240.PUR.03.04	(4x0.34)C	5.5	30	54
CF240.PUR.03.05	(5x0.34)C	6.0	34	60
CF240.PUR.03.07	(7x0.34)C	6.5	45	84
CF240.PUR.03.14	(14x0.34)C	8.0	74	126
CF240.PUR.03.18	(18x0.34)C	8.5	91	156

Note: The given outer diameters are maximum values and may tend toward lower tolerance limits.
G = with green-yellow earth core x = without earth core



Cables available in the chainflex® CASE

Simple savings on delivery, storage space and re-ordering with the chainflex® CASE - ship'n store by igus®.

More on this on page 24/25 and online: www.igus.eu/cfcase



Order example: CF240.PUR.01.04 - to your desired length (0.5m steps)
CF240.PUR chainflex® series .01 Code nominal cross section .04 Number of cores



Order online ► www.igus.eu/CF240.PUR



Delivery time 24hrs or today.
Delivery time means time until goods are shipped.

cost down...



...life up

Reduce cost, improve technology, now!

Do the chainflex® price check ...
www.igus.eu/cf-price-check

... for example: reduce cost with CF240 ...



igus 36-month chainflex cable guarantee and service life calculator based on 2 billion test cycles per year



igus 36-month chainflex cable guarantee and service life calculator based on 2 billion test cycles per year

Data cable | PVC | chainflex® CF211

36 10 million Double strokes guaranteed **7.5 x d** Bend radius, e-chain® **100m** Travel distance, e-chain®

- For heavy duty applications
- PVC outer jacket
- Shielded
- Twisted pair
- Oil-resistant
- Flame-retardant

Dynamic information

Bend radius	e-chain® linear flexible	minimum 7.5 x d minimum 6 x d
	fixed	minimum 4 x d
Temperature	e-chain® linear flexible	+5°C up to +70°C -5°C up to +70°C (following DIN EN 60811-504)
	fixed	-15°C up to +70°C (following DIN EN 50305)
v max.	unsupported	5m/s
	gliding	3m/s
a max.		50m/s ²
Travel distance		Unsupported travels and up to 100m for gliding applications, Class 5

Cable structure

Conductor	Very finely stranded special conductors of particularly bending resistant design made of bare copper wires.
Core insulation	Mechanically high-quality TPE mixture.
Core structure	Cores twisted in pairs with a short pitch length, core pairs then wound with short pitch lengths.
Core identification	Colour code in accordance with DIN 47100.
Intermediate layer	Foil taping over the outer layer.
Overall shield	Extremely bending-resistant braiding made of tinned copper wires. Coverage linear approx. 70%, optical approx. 90%
Outer jacket	Low-adhesion, oil-resistant PVC mixture, adapted to suit the requirements in e-chains® (following DIN EN 50363-4-1). Colour: Silver-grey (similar to RAL 7001)

Electrical information

Nominal voltage	300/300V (following DIN VDE 0298-3) 300V (following UL)
Testing voltage	1500V (following DIN EN 50395)

Basic requirements	low	1	2	3	4	5	6	7	highest
Travel distance	unsupported	1	2	3	4	5	6	≥ 400m	
Oil resistance	none	1	2	3	4	highest			
Torsion	none	1	2	3	4	±360°			

Class 5.5.2.1

Properties and approvals

Oil resistance	Oil-resistant (following DIN EN 50363-4-1), Class 2
Flame-retardant	According to IEC 60332-1-2, Cable Flame, VW-1, FT1, FT2 / Horizontal Flame
Silicone-free	Free from silicone which can affect paint adhesion (following PV 3.10.7 – status 1992)
UL verified	Certificate No. B129699: "igus 36-month chainflex cable guarantee and service life calculator based on 2 billion test cycles per year"
UL/CSA AWM	See data sheet for details ► www.igus.eu/CF211
NFPA	Following NFPA 79-2018, chapter 12.9
EAC	Certificate No. RU C-DE.ME77.B.00300/19
REACH	In accordance with regulation (EC) No. 1907/2006 (REACH)
Lead-free	Following 2011/65/EC (RoHS-II/RoHS-III)
Cleanroom	According to ISO Class 1. The outer jacket material of this series complies with CF240.02.24 - tested by IPA according to standard DIN EN ISO 14644-1 Following 2014/35/EU
CE	
UKCA	In accordance with the valid regulations of the United Kingdom (as at 08/2021)

Guaranteed service life (details see page 26-27)

Double strokes*	5 million	7.5 million	10 million
Temperature, from/to [°C]	R min. [factor x d]	R min. [factor x d]	R min. [factor x d]
+5/+15	10	11	12
+15/+60	7.5	8.5	9.5
+60/+70	10	11	12

* Higher number of double strokes? Service life calculation online ► www.igus.eu/chainflexlife

Typical application areas

- For heavy-duty applications, Class 5
- Unsupported travels and up to 100m for gliding applications, Class 5
- Light oil influence, Class 2
- No torsion, Class 1
- Preferably indoor applications, but also outdoor ones at temperatures > 5 °C
- Storage and retrieval units, machining units/packages machines, handling, indoor cranes



igus 36-month chainflex cable guarantee and service life calculator based on 2 billion test cycles per year



igus 36-month chainflex cable guarantee and service life calculator based on 2 billion test cycles per year



low	1	2	3	4	5	6	7	highest
unsupported	1	2	3	4	5	6	≥ 400m	
none	1	2	3	4	highest			
none	1	2	3	4	±360°			



Example image

Part No.	Number of cores and conductor nominal cross section [mm²]	Outer diameter (d) max. [mm]	Copper index [kg/km]	Weight [kg/km]
CF211.02.01.02	(2x0.25)C	5.0	18	33
CF211.02.02.02 ²⁾	(2x(2x0.25))C	6.5	25	51
CF211.02.03.02	(3x(2x0.25))C	7.0	36	63
CF211.02.04.02	(4x(2x0.25))C	7.5	44	76
CF211.02.05.02	(5x(2x0.25))C	8.5	52	92
CF211.02.06.02	(6x(2x0.25))C	9.0	62	105
CF211.02.08.02	(8x(2x0.25))C	10.5	78	137
CF211.02.10.02	(10x(2x0.25))C	12.0	90	170
CF211.02.14.02	(14x(2x0.25))C	12.0	119	204
CF211.03.03.02	(3x(2x0.34))C	8.0	44	86
CF211.03.08.02	(8x(2x0.34))C	12.0	102	206
CF211.05.01.02	(2x0.5)C	6.0	26	51
CF211.05.02.02 ²⁾	(2x(2x0.5))C	7.0	46	90
CF211.05.03.02	(3x(2x0.5))C	9.0	61	109
CF211.05.04.02	(4x(2x0.5))C	9.5	74	125
CF211.05.05.02	(5x(2x0.5))C	11.0	91	153
CF211.05.06.02	(6x(2x0.5))C	11.5	103	189
CF211.05.08.02	(8x(2x0.5))C	13.0	137	234
CF211.05.10.02	(10x(2x0.5))C	15.5	181	326
CF211.05.14.02	(14x(2x0.5))C	16.0	193	341

The chainflex® types marked with ²⁾ are cables designed as a star-quad.

Note: The given outer diameters are maximum values and may tend toward lower tolerance limits.
G = with green-yellow earth core x = without earth core



Cables available in the chainflex® CASE
Simple savings on delivery, storage space and re-ordering with the chainflex® CASE - ship'n store by igus®.
More on this on page 24/25 and online: www.igus.eu/cfcase



- Order example: CF211.02.01.02 - to your desired length (0.5m steps)**
CF211 chainflex® series .02 Code nominal cross section .01 Number of cores .02 Identification pairs
- Order online ► www.igus.eu/CF211
- Delivery time 24hrs or today.
Delivery time means time until goods are shipped.



chainflex® cables (e.g. CF211) and igus® e-chains® (E065 series) in a pharmacy picking systems



igus 36-month chainflex cable guarantee and service life calculator based on 2 billion test cycles per year



igus 36-month chainflex cable guarantee and service life calculator based on 2 billion test cycles per year

Data cable | PUR | chainflex® CF211.PUR

36 10 million Double strokes guaranteed **7.5 x d** Bend radius, e-chain® **100m** Travel distance, e-chain®

- For heavy duty applications
- PUR outer jacket
- Shielded, twisted pair
- Oil-resistant and coolant-resistant
- Flame-retardant
- PVC and halogen-free
- Notch-resistant
- Hydrolysis and microbe-resistant

Dynamic information

Bend radius	e-chain® linear flexible	minimum 7.5 x d
	fixed	minimum 6 x d
Temperature	e-chain® linear flexible	-25°C up to +80°C
	fixed	-40°C up to +80°C (following DIN EN 60811-504)
v max.	unsupported	5m/s
	gliding	3m/s
a max.		50m/s ²
Travel distance		Unsupported travels and up to 100m for gliding applications, Class 5

Cable structure

Conductor	Very finely stranded special conductors of particularly bending resistant design made of bare copper wires.
Core insulation	Mechanically high-quality TPE mixture.
Core structure	Cores twisted in pairs with a short pitch length, core pairs then wound with short pitch lengths.
Core identification	Colour code in accordance with DIN 47100.
Intermediate layer	Foil taping over the outer layer.
Overall shield	Extremely bending-resistant braiding made of tinned copper wires. Coverage linear approx. 70%, optical approx. 90%
Outer jacket	Low-adhesion, halogen-free, highly abrasion resistant PUR mixture, adapted to suit the requirements in e-chains® (following DIN EN 50363-10-2) Colour: Window-grey (similar to RAL 7040)

Electrical information

Nominal voltage	300/300V (following DIN VDE 0298-3) 300V (following UL)
Testing voltage	1500V (following DIN EN 50395)

Example image

igus® chainflex® CF211.PUR

EPLAN download, configurators ► www.igus.eu/CF211.PUR

36-month guarantee ... more than 1,350 cable types from stock ... no cutting charges



EU2022

EU2022



Basic requirements
Travel distance
Oil resistance
Torsion

low	1	2	3	4	5	6	7	highest
unsupported	1	2	3	4	5	6	≥ 400m	
none	1	2	3	4	highest			
none	1	2	3	4	±360°			

Class 5.5.3.1

Properties and approvals

UV resistance	Medium
Oil resistance	Oil-resistant (following DIN EN 50363-10-2), Class 3
Offshore	MUD-resistant following NEK 606 - status 2009
Flame-retardant	According to IEC 60332-1-2, Cable Flame, VW-1, FT1, FT2 / Horizontal Flame
Silicone-free	Free from silicone which can affect paint adhesion (following PV 3.10.7 – status 1992)
Halogen-free	Following DIN EN 60754
UL verified	Certificate No. B129699: "igus 36-month chainflex cable guarantee and service life calculator based on 2 billion test cycles per year"
UL/CSA AWM	See data sheet for details ► www.igus.eu/CF211.PUR
NFPA	Following NFPA 79-2018, chapter 12.9
DNV	Type approval certificate No. 13 656-14 HH
EAC	Certificate No. RU C-DE.ME77.B.00295/19
REACH	In accordance with regulation (EC) No. 1907/2006 (REACH)
Lead-free	Following 2011/65/EC (RoHS-II/RoHS-III)
Cleanroom	According to ISO Class 1. The outer jacket material of this series complies with CF77.UL.05.12.D - tested by IPA according to standard DIN EN ISO 14644-1
CE	Following 2014/35/EU
UK CA	In accordance with the valid regulations of the United Kingdom (as at 08/2021)

Guaranteed service life (details see page 26-27)

Double strokes*	5 million	7.5 million	10 million
Temperature, from/to [°C]	R min. [factor x d]	R min. [factor x d]	R min. [factor x d]
-25/-15	10	11	12
-15/+70	7.5	8.5	9.5
+70/+80	10	11	12

* Higher number of double strokes? Service life calculation online ► www.igus.eu/chainflexlife

Typical application areas

- For heavy-duty applications, Class 5
- Unsupported travels and up to 100m for gliding applications, Class 5
- Almost unlimited resistance to oil, Class 3
- No torsion, Class 1
- Indoor and outdoor applications with average sun radiation
- Machining units/machine tools, storage and retrieval units for high-bay warehouses, packaging industry, quick handling, refrigerating sector

Guarantee igus chainflex **36** up to 36 months guarantee

igus 36-month chainflex cable guarantee and service life calculator based on 2 billion test cycles per year

Guarantee igus chainflex **36** up to 36 months guarantee

igus 36-month chainflex cable guarantee and service life calculator based on 2 billion test cycles per year



UL-verified chainflex® guarantee ... www.igus.eu/ul-verified

low	1	2	3	4	5	6	7	highest
unsupported	1	2	3	4	5	6	≥ 400m	
none	1	2	3	4	highest			
none	1	2	3	4	±360°			



Example image

Part No.	Number of cores and conductor nominal cross section [mm²]	Outer diameter (d) max. [mm]	Copper index [kg/km]	Weight [kg/km]
CF211.PUR.02.01.02	(2x0.25)C	5.0	18	32
CF211.PUR.02.02.02 ²⁾	(2x(2x0.25))C	6.5	25	49
CF211.PUR.02.03.02	(3x(2x0.25))C	7.0	36	65
CF211.PUR.02.04.02	(4x(2x0.25))C	7.5	44	76
CF211.PUR.02.05.02	(5x(2x0.25))C	8.5	52	89
CF211.PUR.02.06.02	(6x(2x0.25))C	9.0	62	102
CF211.PUR.02.08.02	(8x(2x0.25))C	10.5	78	130
CF211.PUR.02.10.02	(10x(2x0.25))C	12.0	90	168
CF211.PUR.02.14.02	(14x(2x0.25))C	12.0	119	204
CF211.PUR.03.03.02	(3x(2x0.34))C	8.0	44	83
CF211.PUR.03.08.02	(8x(2x0.34))C	12.0	95	163
CF211.PUR.05.01.02	(2x0.5)C	6.0	26	51
CF211.PUR.05.02.02 ²⁾	(2x(2x0.5))C	8.5	41	86
CF211.PUR.05.03.02	(3x(2x0.5))C	9.0	61	105
CF211.PUR.05.04.02	(4x(2x0.5))C	9.5	74	123
CF211.PUR.05.05.02	(5x(2x0.5))C	11.0	91	152
CF211.PUR.05.06.02	(6x(2x0.5))C	11.5	103	189
CF211.PUR.05.08.02	(8x(2x0.5))C	13.0	137	221
CF211.PUR.05.10.02	(10x(2x0.5))C	15.5	170	297
CF211.PUR.05.14.02	(14x(2x0.5))C	15.5	185	311

The chainflex® types marked with ²⁾ are cables designed as a star-quad.

Note: The given outer diameters are maximum values and may tend toward lower tolerance limits.
G = with green-yellow earth core x = without earth core



Cables available in the chainflex® CASE

Simple savings on delivery, storage space and re-ordering with the chainflex® CASE - ship'n store by igus®.

More on this on page 24/25 and online: www.igus.eu/cfcase



Order example: CF211.PUR.02.01.02 - to your desired length (0.5m steps)
CF211.PUR chainflex® series .02 Code nominal cross section .01 Number of cores .02 Identification pairs



Order online ► www.igus.eu/CF211.PUR



Delivery time 24hrs or today.
Delivery time means time until goods are shipped.

cost down...



...life up

Reduce cost, improve technology, now!

Do the chainflex® price check ...
www.igus.eu/cf-price-check

... for example: **reduce cost with CF211 ...**



igus 36-month chainflex cable guarantee and service life calculator based on 2 billion test cycles per year



igus 36-month chainflex cable guarantee and service life calculator based on 2 billion test cycles per year

Data cable | TPE | chainflex® CF11



12.5 million
Double strokes guaranteed



6.8 x d
Bend radius, e-chain®



400m
Travel distance, e-chain®

- For extremely heavy duty applications
- TPE outer jacket
- Shielded
- Twisted pair
- Oil and bio-oil-resistant
- PVC and halogen-free
- Hydrolysis and microbe-resistant

Now available
with UL approval
& 25% longer
service life

Dynamic information

Bend radius	e-chain® linear	minimum 6.8 x d
	flexible	minimum 5 x d
	fixed	minimum 4 x d
Temperature	e-chain® linear	-35°C up to +100°C
	flexible	-50°C up to +100°C (following DIN EN 60811-504)
	fixed	-55°C up to +100°C (following DIN EN 50305)
v max.	unsupported	10m/s
	gliding	6m/s
a max.		100m/s ²
Travel distance		Unsupported travels and up to 400m and more for gliding applications, Class 6

Cable structure

Conductor	Stranded conductor in especially bending-resistant version consisting of bare copper wires (following DIN EN 60228).
Core insulation	Mechanically high-quality TPE mixture.
Core structure	Cores twisted in pairs with a short pitch length, core pairs then wound with short pitch lengths.
Core identification	Cores < 1.0mm² : Colour code in accordance with DIN 47100. Cores ≥ 1.0mm² : Black cores with white numbers.
Inner jacket	TPE mixture adapted to suit the requirements in e-chains®.
Overall shield	Extremely bending-resistant braiding made of tinned copper wires. Coverage linear approx. 70%, optical approx. 90%
Outer jacket	Low-adhesion, extremely abrasion-resistant and highly flexible TPE mixture, adapted to suit the requirements in e-chains®. Colour: Steel blue (similar to RAL 5011)

Electrical information

Nominal voltage	300/300V (following DIN VDE 0298-3) 300V (following UL)
Testing voltage	1500V (following DIN EN 50395)

Basic requirements
Travel distance
Oil resistance
Torsion

low	1	2	3	4	5	6	7	highest
unsupported	1	2	3	4	5	6	≥ 400m	
none	1	2	3	4	highest			
none	1	2	3	4	±360°			

Class 6.6.4.1

Properties and approvals

UV resistance	High
Oil resistance	Oil-resistant (following DIN EN 60811-404), bio-oil-resistant (following VDMA 24568 with Plantocut 8 S-MB tested by DEA), Class 4
Silicone-free	Free from silicone which can affect paint adhesion (following PV 3.10.7 – status 1992)
Halogen-free	Following DIN EN 60754
UL verified	Certificate No. B129699: "igus 36-month chainflex cable guarantee and service life calculator based on 2 billion test cycles per year"
UL AWM	See data sheet for details ► www.igus.eu/CF11 (from production date 01/2022)
EAC	Certificate No. RU C-DE.ME77.B.00300/19
REACH	In accordance with regulation (EC) No. 1907/2006 (REACH)
Lead-free	Following 2011/65/EC (RoHS-II/RoHS-III)
Cleanroom	According to ISO Class 1. The outer jacket material of this series complies with CF9.15.07 - tested by IPA according to standard DIN EN ISO 14644-1
CE	Following 2014/35/EU
UKCA	In accordance with the valid regulations of the United Kingdom (as at 08/2021)

Guaranteed service life (details see page 26-27)

Double strokes*	5 million	7.5 million	12.5 million
Temperature, from/to [°C]	R min. [factor x d]	R min. [factor x d]	R min. [factor x d]
-35/-25	7.5	8.5	9.5
-25/+90	6.8	7.5	8.5
+90/+100	7.5	8.5	9.5

* Higher number of double strokes? Service life calculation online ► www.igus.eu/chainflexlife

Typical application areas

- For heavy-duty applications, Class 6
- Unsupported travels and up to 400m and more for gliding applications, Class 6
- Almost unlimited resistance to oil, also with bio-oils, Class 4
- No torsion, Class 1
- Indoor and outdoor applications, UV-resistant
- Storage and retrieval units for high-bay warehouses, machining units/machine tools, quick handling, cleanroom, semiconductor insertion, outdoor cranes, low-temperature applications



igus 36-month
chainflex cable
guarantee and
service life
calculator based
on 2 billion test
cycles per year



igus 36-month
chainflex cable
guarantee and
service life
calculator based
on 2 billion test
cycles per year



Example image

EPLAN download, configurators ► www.igus.eu/CF11

36-month guarantee ... more than 1,350 cable types from stock ... no cutting charges



EU2022

EU2022



UL-verified chainflex® guarantee ... www.igus.eu/ul-verified

low	1	2	3	4	5	6	7	highest
unsupported	1	2	3	4	5	6	≥ 400m	
none	1	2	3	4	highest			
none	1	2	3	4	±360°			



igus® chainflex® CF11

Example image

Part No.	Number of cores and conductor nominal cross section [mm²]	Outer diameter (d) max. [mm]	Copper index [kg/km]	Weight [kg/km]
New CF11.01.04.02	(4x(2x0.14))C	7.5	30	63
New CF11.01.18.02	(18x(2x0.14))C	12.5	101	202
New CF11.02.01.02	(2x0.25)C	6.0	17	39
New CF11.02.02.02 ²⁾	(2x(2x0.25))C	6.5	26	47
New CF11.02.03.02	(3x(2x0.25))C	8.0	35	78
New CF11.02.04.02	(4x(2x0.25))C	8.5	42	90
New CF11.02.05.02	(5x(2x0.25))C	9.0	49	100
New CF11.02.06.02	(6x(2x0.25))C	10.0	69	125
New CF11.02.10.02	(10x(2x0.25))C	13.5	103	207
New CF11.02.14.02	(14x(2x0.25))C	14.0	124	228
New CF11.03.08.02	(8x(2x0.34))C	13.0	106	209
New CF11.05.04.02	(4x(2x0.5))C	9.5	77	140
New CF11.05.06.02	(6x(2x0.5))C	12.0	103	198
New CF11.05.08.02	(8x(2x0.5))C	14.5	135	251
New CF11.07.03.02	(3x(2x0.75))C	10.5	83	155
New CF11.10.04.02	(4x(2x1.0))C	12.5	125	232
New CF11.15.06.02	(6x(2x1.5))C	16.5	247	420

The chainflex® types marked with ²⁾ are cables designed as a star-quad.

Note: The given outer diameters are maximum values and may tend toward lower tolerance limits.
G = with green-yellow earth core x = without earth core

- Order example: CF11.01.04.02 - to your desired length (0.5m steps)**
CF11 chainflex® series .01 Code nominal cross section .04 Number of cores .02 Identification pairs
- Order online ► www.igus.eu/CF11
- Delivery time 24hrs or today.
Delivery time means time until goods are shipped.

cost down...



Reduce cost, improve technology, now!

Do the chainflex® price check ...
www.igus.eu/cf-price-check


... for example: reduce cost with CF211.PUR ...



Cables available in the chainflex® CASE

Simple savings on delivery, storage space and re-ordering with the chainflex® CASE - ship'n store by igus®.

More on this on page 24/25 and online: www.igus.eu/cfcase







Data cable | PUR | chainflex® CF112









- 36** 10 million Double strokes guaranteed
- 10 x d** Bend radius, e-chain®
- 100m** Travel distance, e-chain®

- For extremely heavy duty applications
- PUR outer jacket
- Double shielded, twisted pair
- Oil-resistant and coolant-resistant
- Flame-retardant
- PVC and halogen-free
- Notch-resistant
- Hydrolysis and microbe-resistant



Dynamic information

 Bend radius	e-chain® linear flexible	minimum 10 x d
	fixed	minimum 8 x d
 Temperature	e-chain® linear flexible	-25°C up to +80°C
	fixed	-40°C up to +80°C (following DIN EN 60811-504)
 v max.	unsupported	10m/s
 a max.	gliding	5m/s
 Travel distance	Unsupported travels and up to 100m for gliding applications, Class 5	

Cable structure

 Conductor	Very finely stranded special conductors of particularly bending resistant design made of bare copper wires.
 Core insulation	Mechanically high-quality TPE mixture.
 Core structure	Cores twisted in pairs with a short pitch length, core pairs then wound with short pitch lengths.
 Core identification	Colour code in accordance with DIN 47100.
 Element shield	Extremely bending-resistant braiding made of tinned copper wires. Coverage linear approx. 70%, optical approx. 90%
 Inner jacket	TPE mixture adapted to suit the requirements in e-chains®.
 Overall shield	Extremely bending-resistant braiding made of tinned copper wires. Coverage linear approx. 70%, optical approx. 90%
 Outer jacket	Low-adhesion, halogen-free, highly abrasion resistant PUR mixture, adapted to suit the requirements in e-chains® (following DIN EN 50363-10-2) Colour: Anthracite grey (similar to RAL 7016)

Electrical information

 Nominal voltage	300/300V (following DIN VDE 0298-3) 300V (following UL)
 Testing voltage	1500V (following DIN EN 50395)

Example image

EPLAN download, configurators ► www.igus.eu/CF112

36-month guarantee ... more than 1,350 cable types from stock ... no cutting charges



















EU2022

Class 6.5.3.1

Basic requirements
Travel distance
Oil resistance
Torsion

low	1	2	3	4	5	6	7	highest
unsupported	1	2	3	4	5	6	≥ 400m	
none	1	2	3	4	highest			
none	1	2	3	4	±360°			

Properties and approvals

 UV resistance	High
 Oil resistance	Oil-resistant (following DIN EN 50363-10-2), Class 3
 Offshore	MUD-resistant following NEK 606 - status 2009
 Flame-retardant	According to IEC 60332-1-2, Cable Flame, VW-1, FT1, FT2 / Horizontal Flame
 Silicone-free	Free from silicone which can affect paint adhesion (following PV 3.10.7 – status 1992)
 Halogen-free	Following DIN EN 60754
 UL verified	Certificate No. B129699: "igus 36-month chainflex cable guarantee and service life calculator based on 2 billion test cycles per year"
 UL/CSA AWM	See data sheet for details ► www.igus.eu/CF112
 NFPA	Following NFPA 79-2018, chapter 12.9
 DNV	Type approval certificate No. 13 656-14 HH
 EAC	Certificate No. RU C-DE.ME77.B.00300/19
 REACH	In accordance with regulation (EC) No. 1907/2006 (REACH)
 Lead-free	Following 2011/65/EC (RoHS-II/RoHS-III)
 Cleanroom	According to ISO Class 1. The outer jacket material of this series complies with CF77.UL.05.12.D - tested by IPA according to standard DIN EN ISO 14644-1
 CE	Following 2014/35/EU
 UK CA	In accordance with the valid regulations of the United Kingdom (as at 08/2021)

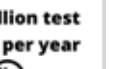
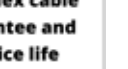

Guaranteed service life (details see page 26-27)

Double strokes*	5 million	7.5 million	10 million
Temperature, from/to [°C]	R min. [factor x d]	R min. [factor x d]	R min. [factor x d]
-25/-15	12.5	13.5	14.5
-15/+70	10	11	12
+70/+80	12.5	13.5	14.5

* Higher number of double strokes? Service life calculation online ► www.igus.eu/chainflexlife

Typical application areas

- For heavy-duty applications, Class 6
- Unsupported travels and up to 100m for gliding applications, Class 5
- Almost unlimited resistance to oil, Class 3
- No torsion, Class 1
- Indoor and outdoor applications with average sun radiation
- Machining units/machine tools, storage and retrieval units for high-bay warehouses, packaging industry, quick handling, refrigerating sector



low	1	2	3	4	5	6	7	highest
unsupported	1	2	3	4	5	6	≥ 400m	
none	1	2	3	4	highest			
none	1	2	3	4	±360°			



Example image

Part No.	Number of cores and conductor nominal cross section [mm²]	Outer diameter (d) max. [mm]	Copper index [kg/km]	Weight [kg/km]
CF112.02.02.02	(2x(2x0.25)C)C	9.5	57	118
CF112.02.03.02	(3x(2x0.25)C)C	10.0	71	133
CF112.02.04.02	(4x(2x0.25)C)C	11.0	78	153
CF112.02.05.02	(5x(2x0.25)C)C	11.5	99	178
CF112.05.02.02	(2x(2x0.5)C)C	11.5	75	163
CF112.05.04.02	(4x(2x0.5)C)C	13.0	117	217
CF112.05.06.02	(6x(2x0.5)C)C	14.5	160	285

Note: The given outer diameters are maximum values and may tend toward lower tolerance limits.
G = with green-yellow earth core x = without earth core







Cables available in the chainflex® CASE

Simple savings on delivery, storage space and re-ordering with the chainflex® CASE - ship'n store by igus®.

More on this on page 24/25 and online: www.igus.eu/cfcase



-  **Order example: CF112.02.02.02 - to your desired length (0.5m steps)**
CF112 chainflex® series .02 Code nominal cross section .02 Number of cores .02 Identification pairs
-  Order online ► www.igus.eu/CF112
-  Delivery time 24hrs or today.
Delivery time means time until goods are shipped.



Hanging application with chainflex® CF112 data cables



igus 36-month chainflex cable guarantee and service life calculator based on 2 billion test cycles per year



Data cable | TPE | chainflex® CF12



12.5 million
Double strokes guaranteed



10 x d
Bend radius, e-chain®



400m
Travel distance, e-chain®

- For extremely heavy duty applications
- TPE outer jacket
- Double-shielded
- Oil and bio-oil-resistant
- PVC and halogen-free
- Hydrolysis and microbe-resistant

Now available
with UL approval
& 25% longer
service life

Dynamic information

Bend radius	e-chain® linear	minimum 10 x d
	flexible	minimum 8 x d
	fixed	minimum 5 x d
Temperature	e-chain® linear	-35°C up to +100°C
	flexible	-50°C up to +100°C (following DIN EN 60811-504)
	fixed	-55°C up to +100°C (following DIN EN 50305)
v max.	unsupported	10m/s
	gliding	6m/s
a max.		100m/s ²
Travel distance		Unsupported travels and up to 400m and more for gliding applications, Class 6

Cable structure

Conductor	Stranded conductor in especially bending-resistant version consisting of bare copper wires (following DIN EN 60228).
Core insulation	Mechanically high-quality TPE mixture.
Core structure	Cores twisted in pairs with a short pitch length, core pairs then wound with short pitch lengths.
Core identification	Cores < 0.5mm² : Colour code in accordance with DIN 47100. Cores ≥ 0.5mm² : Black cores with white numbers.
Element shield	Extremely bending-resistant braiding made of tinned copper wires. Coverage linear approx. 70%, optical approx. 90%
Element shield	TPE mixture on pair shielding adapted to suit the requirements in e-chains®.
Inner jacket	TPE mixture adapted to suit the requirements in e-chains®.
Overall shield	Highly flexible shield consisting of galvanised steel wire braid. Coverage linear approx. 70%, optical approx. 90%
Outer jacket	Low-adhesion, extremely abrasion-resistant and highly flexible TPE mixture, adapted to suit the requirements in e-chains®. Colour: Steel blue (similar to RAL 5011)

Electrical information

Nominal voltage	300/300V (following DIN VDE 0298-3) 300V (following UL)
Testing voltage	1500V (following DIN EN 50395)

Properties and approvals

UV resistance	High
---------------	------

Basic requirements
Travel distance
Oil resistance
Torsion

low	1	2	3	4	5	6	7	highest
unsupported	1	2	3	4	5	6		≥ 400m
none	1	2	3	4	highest			
none	1	2	3	4				±360°

Class 6.6.4.1

- Oil resistance: Oil-resistant (following DIN EN 60811-404), bio-oil-resistant (following VDMA 24568 with Plantocut 8 S-MB tested by DEA), Class 4
- Silicone-free: Free from silicone which can affect paint adhesion (following PV 3.10.7 – status 1992)
- Halogen-free: Following DIN EN 60754
- UL verified: Certificate No. B129699: "igus 36-month chainflex cable guarantee and service life calculator based on 2 billion test cycles per year"
- UL AWM: See data sheet for details ► www.igus.eu/CF12 (from production date 01/2022)
- EAC: Certificate No. RU C-DE.ME77.B.00300/19
- REACH: In accordance with regulation (EC) No. 1907/2006 (REACH)
- RoHS: Lead-free: Following 2011/65/EC (RoHS-II/RoHS-III)
- Cleanroom: According to ISO Class 1. The outer jacket material of this series complies with CF9.15.07 - tested by IPA according to standard DIN EN ISO 14644-1
- CE: Following 2014/35/EU
- UKCA: In accordance with the valid regulations of the United Kingdom (as at 08/2021)

Guaranteed service life (details see page 26-27)

Double strokes*	5 million	7.5 million	12.5 million
Temperature, from/to [°C]	R min. [factor x d]	R min. [factor x d]	R min. [factor x d]
-35/-25	12.5	13.5	14.5
-25/+90	10	11	12
+90/+100	12.5	13.5	14.5

* Higher number of double strokes? Service life calculation online ► www.igus.eu/chainflexlife

Typical application areas

- For heavy-duty applications, Class 6
- Unsupported travels and up to 400m and more for gliding applications, Class 6
- Almost unlimited resistance to oil, also with bio-oils, Class 4
- No torsion, Class 1
- Indoor and outdoor applications, UV-resistant
- For maximum EMC protection
- Storage and retrieval units for high-bay warehouses, machining units/machine tools, quick handling, cleanroom, semiconductor insertion, outdoor cranes, low-temperature applications

Part No.	Number of cores and conductor nominal cross section [mm ²]	Outer diameter (d) max. [mm]	Copper index [kg/km]	Weight [kg/km]
New CF12.02.04.02	(4x(2x0.25)C)C	11.5	52	172
New CF12.05.03.02	(3x(2x0.5))C	13.5	65	224
New CF12.05.04.02	(4x(2x0.5)C)C	14.5	83	267
New CF12.05.06.02	(6x(2x0.5)C)C	17.0	128	376
New CF12.05.08.02	(8x(2x0.5)C)C	20.5	163	503
New CF12.05.10.02	(10x(2x0.5)C)C	22.5	203	605
New CF12.05.14.02	(14x(2x0.5)C)C	22.5	297	679
New CF12.10.06.02	(6x(2x1.0)C)C	20.0	198	529

Note: The given outer diameters are maximum values and may tend toward lower tolerance limits.
G = with green-yellow earth core x = without earth core



igus 36-month chainflex cable guarantee and service life calculator based on 2 billion test cycles per year



Data cable | TPE | chainflex® CF298

36 40 million Double strokes guaranteed **4 x d** Bend radius, e-chain® **100m** Travel distance, e-chain®

- For heaviest duty applications and especially small radii down to 4 x d
- TPE outer jacket
- Oil and bio-oil-resistant
- PVC and halogen-free
- Low-temperature-flexible
- Hydrolysis and microbe-resistant

Dynamic information

Bend radius	e-chain® linear flexible	minimum 4 x d
	fixed	minimum 3 x d
Temperature	e-chain® linear flexible	-35°C up to +90°C
	fixed	-50°C up to +90°C (following DIN EN 60811-504)
v max.	unsupported	10m/s
a max.	gliding	6m/s
Travel distance	Short, very fast applications with small radii and restricted installation space, Class 5	
Torsion	Torsion ±90°, with 1m cable length, Class 2	

Cable structure

Conductor	Conductor consisting of a highly flexible special alloy.
Core insulation	Mechanically high-quality TPE mixture.
Core structure	Cores wound in a layer with especially short pitch length.
Core identification	Colour code in accordance with DIN 47100. CF298.02.03: brown, blue, black CF298.03.04: brown, blue, black, white
Outer jacket	Low-adhesion, extremely abrasion-resistant and highly flexible TPE mixture, adapted to suit the requirements in e-chains®. Colour: Steel blue (similar to RAL 5011)

Electrical information

Nominal voltage	300/300V
Testing voltage	1500V

Properties and approvals

UV resistance	High
Oil resistance	Oil-resistant (following DIN EN 60811-404), bio-oil-resistant (following VDMA 24568 with Plantocut 8 S-MB tested by DEA), Class 4

EPLAN download, configurators ► www.igus.eu/CF298

36-month guarantee ... more than 1,350 cable types from stock ... no cutting charges



EU2022

EU2022



Basic requirements
Travel distance
Oil resistance
Torsion

low	1	2	3	4	5	6	7	highest
unsupported	1	2	3	4	5	6	≥ 400m	
none	1	2	3	4	highest			
none	1	2	3	4	±360°			

Class 7.5.4.2

- Silicone-free**
- Halogen-free**
- UL verified**
- EAC**
- REACH**
- Lead-free**
- Cleanroom**
- CE**
- UKCA**

Free from silicone which can affect paint adhesion (following PV 3.10.7 – status 1992)
Following DIN EN 60754

Certificate No. B129699: "igus 36-month chainflex cable guarantee and service life calculator based on 2 billion test cycles per year"
Certificate No. RU C-DE.ME77.B.02806 (TR ZU)

In accordance with regulation (EC) No. 1907/2006 (REACH)

Following 2011/65/EC (RoHS-II/RoHS-III)

According to ISO Class 1. The outer jacket material of this series complies with CF9.15.07 - tested by IPA according to standard DIN EN ISO 14644-1
Following 2014/35/EU

In accordance with the valid regulations of the United Kingdom (as at 08/2021)

Guaranteed service life (details see page 26-27)

Double strokes*	20 million	30 million	40 million
Temperature, from/to [°C]	R min. [factor x d]	R min. [factor x d]	R min. [factor x d]
-35/-25	5	6	7
-25/+80	4	5	6
+80/+90	5	6	7

* Higher number of double strokes? Service life calculation online ► www.igus.eu/chainflexlife

Typical application areas

- For heaviest duty applications and especially small radii down to 4 x d, Class 7
- Especially for short, very fast applications with small radii and restricted installation space, Class 5
- Almost unlimited resistance to oil, also with bio-oils, Class 4
- Torsion ±90°, with 1m cable length, Class 2
- Indoor and outdoor applications, UV-resistant
- Pick and place machines, automatic doors, cleanroom, very quick handling

Part No.	Number of cores and conductor nominal cross section [mm²]	Outer diameter (d) max. [mm]	Copper index [kg/km]	Weight [kg/km]
CF298.01.02	2x0.14	4.5	5	17
CF298.01.04	4x0.14	5.5	9	28
CF298.01.08	8x0.14	7.0	17	49
CF298.02.03	3x0.25	5.5	12	28
CF298.02.04	4x0.25	6.0	16	34
CF298.02.07	7x0.25	7.0	28	52
CF298.02.08	8x0.25	7.5	32	60
CF298.03.04	4x0.34	6.0	19	37
CF298.03.07	7x0.34	7.5	34	62
CF298.05.04	4x0.5	6.5	28	49

Note: The given outer diameters are maximum values and may tend toward lower tolerance limits.
G = with green-yellow earth core x = without earth core

UL-verified chainflex® guarantee ... www.igus.eu/ul-verified



Example image

igus® chainflex® CF298

Data cable | TPE | chainflex® CF299






36 40 million
Double strokes guaranteed

4 x d
Bend radius, e-chain®








100m
Travel distance, e-chain®

- For heaviest duty applications and especially small radii down to 4 x d
- TPE outer jacket
- Shielded
- Oil and bio-oil-resistant
- PVC and halogen-free
- Low-temperature-flexible
- Hydrolysis and microbe-resistant


Dynamic information

 Bend radius	e-chain® linear flexible	minimum 4 x d
	fixed	minimum 3 x d
 Temperature	e-chain® linear flexible	-35°C up to +90°C
	fixed	-50°C up to +90°C (following DIN EN 60811-504)
 v max.	unsupported	10m/s
 a max.	gliding	6m/s
 Travel distance	Short, very fast applications with small radii and restricted installation space, Class 5	

Cable structure

 Conductor	Conductor consisting of a highly flexible special alloy.
 Core insulation	Mechanically high-quality TPE mixture.
 Core structure	Cores wound in a layer with especially short pitch length.
 Core identification	Colour code in accordance with DIN 47100.
 Inner jacket	TPE mixture adapted to suit the requirements in e-chains®.
 Overall shield	Extremely bending resistant braiding made of alloy wires. Coverage linear approx. 70%, optical approx. 90%
 Outer jacket	Low-adhesion, extremely abrasion-resistant and highly flexible TPE mixture, adapted to suit the requirements in e-chains®. Colour: Steel blue (similar to RAL 5011)

Electrical information

 Nominal voltage	300/300V
 Testing voltage	1500V

Example image

EPLAN download, configurators ► www.igus.eu/CF299

36-month guarantee ... more than 1,350 cable types from stock ... no cutting charges



EU2022

EU2022














Basic requirements
Travel distance
Oil resistance
Torsion

low	1	2	3	4	5	6	7	highest
unsupported	1	2	3	4	5	6	≥ 400m	
none	1	2	3	4	highest			
none	1	2	3	4	±360°			

Class 7.5.4.1

Properties and approvals

 UV resistance	High
 Oil resistance	Oil-resistant (following DIN EN 60811-404), bio-oil-resistant (following VDMA 24568 with Plantocut 8 S-MB tested by DEA), Class 4
 Silicone-free	Free from silicone which can affect paint adhesion (following PV 3.10.7 – status 1992)
 Halogen-free	Following DIN EN 60754
 UL verified	Certificate No. B129699: "igus 36-month chainflex cable guarantee and service life calculator based on 2 billion test cycles per year"
 EAC	Certificate No. RU C-DE.ME77.B.02806 (TR ZU)
 REACH	In accordance with regulation (EC) No. 1907/2006 (REACH)
 Lead-free	Following 2011/65/EC (RoHS-II/RoHS-III)
 Cleanroom	According to ISO Class 1. The outer jacket material of this series complies with CF9.15.07 - tested by IPA according to standard DIN EN ISO 14644-1
 CE	Following 2014/35/EU
 UKCA	In accordance with the valid regulations of the United Kingdom (as at 08/2021)

Guaranteed service life (details see page 26-27)

Double strokes*	20 million	30 million	40 million
Temperature, from/to [°C]	R min. [factor x d]	R min. [factor x d]	R min. [factor x d]
-35/-25	5	6	7
-25/+80	4	5	6
+80/+90	5	6	7

* Higher number of double strokes? Service life calculation online ► www.igus.eu/chainflexlife

Typical application areas

- For heaviest duty applications and especially small radii down to 4 x d, Class 7
- Especially for short, very fast applications with small radii and restricted installation space, Class 5
- Almost unlimited resistance to oil, also with bio-oils, Class 4
- No torsion, Class 1
- Indoor and outdoor applications, UV-resistant
- Pick and place machines, automatic doors, cleanroom, very quick handling

Part No.	Number of cores and conductor nominal cross section [mm²]	Outer diameter (d) max. [mm]	Copper index [kg/km]	Weight [kg/km]
CF299.01.02	(2x0.14)C	6.0	17	37
CF299.01.04	(4x0.14)C	6.5	22	47
CF299.01.08	(8x0.14)C	8.5	35	80
CF299.02.04	(4x0.25)C	7.0	32	56
CF299.02.07	(7x0.25)C	8.5	46	82

Note: The given outer diameters are maximum values and may tend toward lower tolerance limits. G = with green-yellow earth core x = without earth core



igus 36-month chainflex cable guarantee and service life calculator based on 2 billion test cycles per year



UL-verified chainflex® guarantee ... www.igus.eu/ul-verified

Coax cable | TPE | chainflex® CFKCoax

36 10 million Double strokes guaranteed **10 x d** Bend radius, e-chain® **400m** Travel distance, e-chain®

- For extremely heavy duty applications
- TPE outer jacket
- Oil and bio-oil-resistant
- UV-resistant
- Hydrolysis and microbe-resistant

Dynamic information

Bend radius	e-chain® linear	minimum 10 x d
	flexible	minimum 8 x d
	fixed	minimum 5 x d
Temperature	e-chain® linear	-35°C up to +100°C (CFKCoax1/3)
		-35°C up to +70°C (CFKCoax2)
	flexible	-50°C up to +100°C (CFKCoax1/3)
		-50°C up to +70°C (CFKCoax2)
	fixed	-55°C up to +100°C (CFKCoax1/3)
		-55°C up to +70°C (CFKCoax2)
v max.	unsupported	10m/s
	gliding	5m/s
a max.		100m/s ²
Travel distance		Unsupported travels and up to 400m and more for gliding applications, Class 6

Cable structure

Conductor	Multi-wire; adapted to single-wire diameter with pitch length to suit the requirements in e-chains®.
Core insulation	Special FEP mixture (CFKCoax1/3) Special PE mixture (CFKCoax2)
Core structure	Cores wound in a layer with especially short pitch length.
Core identification	Coaxial elements ► Product range table
Element shield	Extremely bending-resistant braiding made of tinned copper wires. Coverage linear approx. 70%, optical approx. 90%
Element shield	TPE mixture adapted to suit the requirements in e-chains®.
Outer jacket	Low-adhesion, extremely abrasion-resistant and highly flexible TPE mixture, adapted to suit the requirements in e-chains®. Colour: ► Product range table

Electrical information

Nominal voltage	500/500V (following DIN VDE 0298-3)
Testing voltage	1500V (following DIN EN 50395)

Example image

EPLAN download, configurators ► www.igus.eu/CFKOAX

36-month guarantee ... more than 1,350 cable types from stock ... no cutting charges



EU2022

EU2022



Basic requirements	low	1	2	3	4	5	6	7	highest
Travel distance	unsupported	1	2	3	4	5	6	≥ 400m	
Oil resistance	none	1	2	3	4	highest	6		
Torsion	none	1	2	3	4	±360°			

Class 6.6.4.1

Properties and approvals

UV resistance	Medium
Oil resistance	Oil-resistant (following DIN EN 60811-404), bio-oil-resistant (following VDMA 24568 with Plantocut 8 S-MB tested by DEA), Class 4
Silicone-free	Free from silicone which can affect paint adhesion (following PV 3.10.7 – status 1992)
UL verified	Certificate No. B129699: "igus 36-month chainflex cable guarantee and service life calculator based on 2 billion test cycles per year" Certificate No. RU C-DE.ME77.B.00300/19
EAC	
REACH	In accordance with regulation (EC) No. 1907/2006 (REACH)
Lead-free	Following 2011/65/EC (RoHS-II/RoHS-III)
Cleanroom	According to ISO Class 1. The outer jacket material of this series complies with CF9.15.07 - tested by IPA according to standard DIN EN ISO 14644-1 Following 2014/35/EU
CE	
UKCA	In accordance with the valid regulations of the United Kingdom (as at 08/2021)
Info	The coaxial elements used in cables of the CFKCoax1 series are comparable with a HF75-0.3/1.6 according to MIL-C-17/94-RG179 and thus fit into an RG179 plug! The coaxial elements used in cables of the CFKCoax2 series are comparable with a HF50-0.9/2.95 according to MIL-C-17/28-RG58 and thus fit into an RG58 plug! The coaxial elements used in cables of the CFKCoax3 series are comparable with a HF50-0.3/0.84 according to MIL-C-17/93-RG178 and thus fit into an RG178 plug!


Guaranteed service life (details see page 26-27)

Double strokes*	5 million	7.5 million	10 million
Temperature, from/to [°C]	R min. [factor x d]	R min. [factor x d]	R min. [factor x d]
-35/-25	12.5	13.5	14.5
-25/+60 (CFKCoax2)	10	11	12
-25/+90 (CFKCoax1/CFKCoax3)	10	11	12
+60/+70 (CFKCoax2)	12.5	13.5	14.5
+90/+100 (CFKCoax1/CFKCoax3)	12.5	13.5	14.5

* Higher number of double strokes? Service life calculation online ► www.igus.eu/chainflexlife

Typical application areas

- For heavy-duty applications, Class 6
- Unsupported travels and up to 400m and more for gliding applications, Class 6
- Almost unlimited resistance to oil, also with bio-oils, Class 4
- No torsion, Class 1
- Indoor and outdoor applications with average sun radiation
- Storage and retrieval units for high-bay warehouses, machining units/machine tools, quick handling, cleanroom, semiconductor insertion, indoor cranes, low temperature applications



Basic requirements	low	1	2	3	4	5	6	7	highest
Travel distance	unsupported	1	2	3	4	5	6	≥ 400m	
Oil resistance	none	1	2	3	4	highest			
Torsion	none	1	2	3	4	±360°			



Example image

Part No.	Number of cores and conductor nominal cross section [mm²]	Outer diameter (d) max. [mm]	Copper index [kg/km]	Weight [kg/km]
CFKoaX1.01	1xHF75-0.3/1.6	4.5	8	23
CFKoaX1.05	5xHF75-0.3/1.6	10.0	34	110
CFKoaX2.01	1xHF50-0.9/2.95	5.5	19	36
CFKoaX3.01	1xHF50-0.3/0.84	3.5	6	12

Note: The given outer diameters are maximum values and may tend toward lower tolerance limits.
G = with green-yellow earth core x = without earth core

Part No.	Characteristic wave impedance approx. [Ω]	Core identification	Colour outer jacket
CFKoaX1.01	75	red	Steel-blue (similar to RAL 5011)
CFKoaX1.05	75	red, green, blue, white, black	Steel-blue (similar to RAL 5011)
CFKoaX2.01	50		Jet black (similar to RAL 9005)
CFKoaX3.01	50		Window-grey (similar to RAL 7040)



Cables available in the chainflex® CASE

Simple savings on delivery, storage space and re-ordering with the chainflex® CASE - ship'n store by igus®.

More on this on page 24/25 and online: www.igus.eu/cfcase



Order example: CFKoaX1.01 - to your desired length (0.5m steps)
CFKoaX chainflex® series .01 Number of coaxial elements

Order online ► www.igus.eu/CFKoaX

Delivery time 24hrs or today.
Delivery time means time until goods are shipped.



Coax cable and other chainflex® cables in a stage technology application. e-chain®: E4/4 system



igus 36-month chainflex cable guarantee and service life calculator based on 2 billion test cycles per year



igus 36-month chainflex cable guarantee and service life calculator based on 2 billion test cycles per year