








Robot

Harnessed dress packs and cables for robots



chainflex® readycable®



Cable type	Page
Dress packs for robots	
 readychain® Robot	Harnessed dress packs for welding robots 545
Harnessed cables for robots	
 readycable® Kuka	Harnessed cables for KUKA robots 546
 readycable® Fanuc	Harnessed cables for Fanuc robots 552
 readycable® ABB	Harnessed cables for ABB robots 556
Direct connection cables for robots	
 readycable® Kuka	Direct connection cables for KUKA robots 547
 readycable® Fanuc	Direct connection cables for Fanuc robots 553
 readycable® ABB	Direct connection cables for ABB robots 557
Cables according to AIDA specifications	
 readycable® AIDA	Harnessed cables according to AIDA specifications 562 New



igus 36-month chainflex cable guarantee and service life calculator based on 2 billion test cycles per year

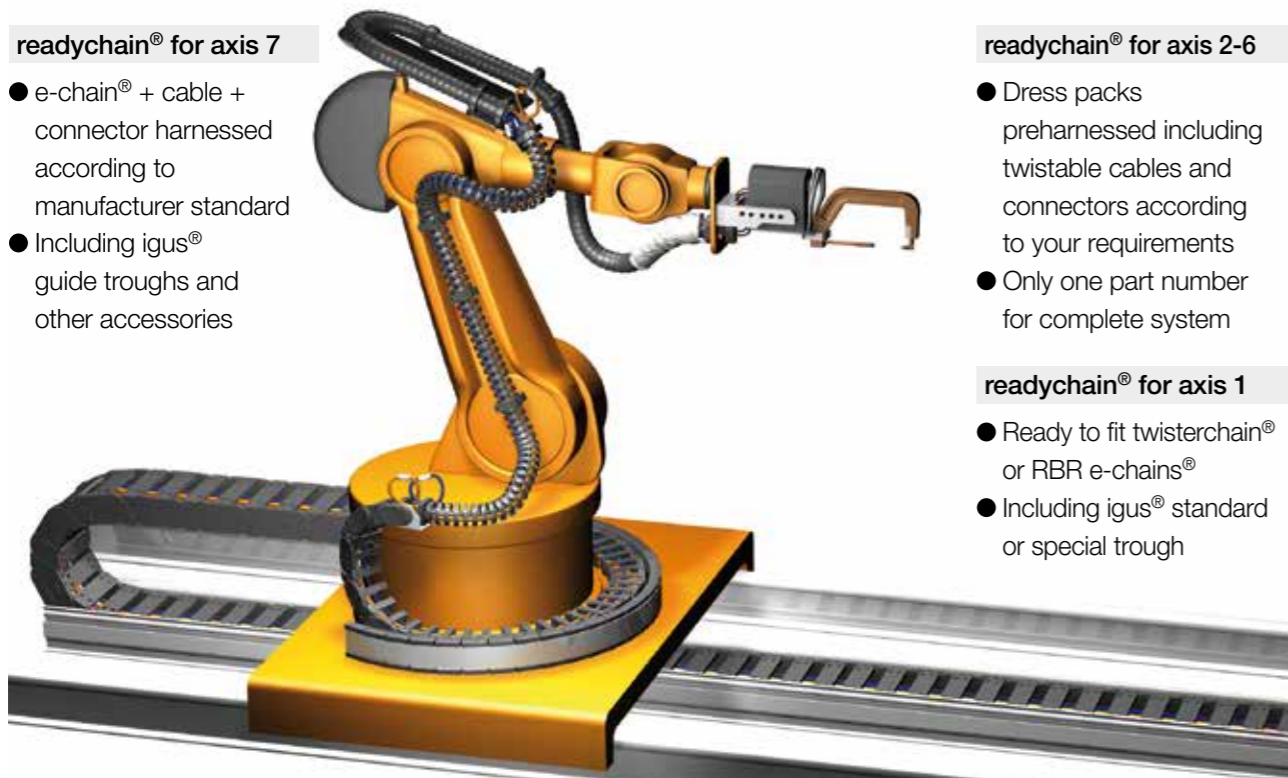


Ready-to-install harnessed e-chain systems[®] for robots

Assembled energy supply systems, connectors and cables from igus[®]. Everything from a single source. Directly from the manufacturer. Quick delivery to your robot, delivered in 1-10 days

readychain[®] for axis 7

- e-chain[®] + cable + connector harnessed according to manufacturer standard
- Including igus[®] guide troughs and other accessories



readychain[®] for axis 2-6

- Dress packs preharnessed including twistable cables and connectors according to your requirements
- Only one part number for complete system

readychain[®] for axis 1

- Ready to fit twisterchain[®] or RBR e-chains[®]
- Including igus[®] standard or special trough

Additional services for you

- Survey of existing systems on your robot by our sales engineers
- Optional system guarantee
- Worldwide readychain[®] specialists and 11 production sites for fast maintenance and spare part support

Moving energy made easy – even for robot applications

The modular igus[®] robot construction kit comprises over 5,000 different items. We can offer you the optimum, customised solution for almost any robot application. Our "Quick Robot" online tool can be used to create the ideal configuration in seconds – try it for yourself: www.igus.eu/quickrobot

All igus[®] robotic components are tested in our laboratory and have already been reliably used in real applications for many years. Our primary aim is to design a reliable energy supply system for your robot. We do not simply focus on mechanical protection but instead look at the entire application including the cables that have been specially developed for use on the robot. We will gladly find a solution for your application too – and look forward to receiving your enquiry.

Product range dress packs for welding robots

Product range Part No.	Dress pack
------------------------	------------

Welding axis 1-3

(1 m projection/side + 1 m e-chain[®] for each)



RRC.S.001

- Consisting of:
- 1m TRLF.85.135.0, including mounting brackets
 - Welding cable (2x35mm² + 1x25mm²) including multicontact TSB and TSS welding connector
 - Control cable (18x0.75mm² + 5x0.75mm²) including rectangular connector on both ends
 - Welding control cable (5x2x0.5mm²) including rectangular connector on both ends
 - 3x hoses - DN12 red, green, blue - including fixture at both ends

Welding axis 3-6

(1 m projection/side + 1 m e-chain[®] for each)










RRC.S.002

- Consisting of:
- 1m TRC.85.135.0 including protectors and mounting brackets
 - Welding cable (2x35mm² + 1x25mm²) including multicontact TSB and TSS welding connector
 - Control cable (18x0.75mm² + 5x0.75mm²) including round connector and rectangular connector
 - Welding control cable (5x2x0.5mm²) including rectangular connector on both ends
 - 3x hoses - DN12 red, green, blue - including fixture at both ends

igus[®] GmbH defines cable length as entire length including connectors or open harnessing. ▶ Page 915

Harnessed cables for robots




KUKA Quantec

Harnessed cables for KUKA Quantec, to your required length				
Part No.	chainflex® cable	Manufacturer description	Number of cores and conductor nominal cross section [mm²]	Ø [mm]
Motor cable (straight socket)				
MAT904105003	CFSPECIAL.792.011	X30/X30.1	(5x(2x6.0+2x2.5)+2x(6x1.0)C)C	35.5
Motor cable (angled socket)				
MAT904105004	CFSPECIAL.792.011	X30/X30.1	(5x(2x6.0+2x2.5)+2x(6x1.0)C)C	35.5
Data cable				
MAT904105005	CFBUS.PUR.H01.060	X31/X31.1	((4x0.38)C+4x1.5)C	11.5
Motor cable single axis (axis 7)				
MAT904105006	CF270.UL.25.15.02.01.D	XM.../X...	(4G2.5+(2x1.5)C)C	14.0
MAT904105007	CF270.UL.40.15.02.01.D	XM.../X...	(4G4.0+(2x1.5)C)C	15.0
Motor cable single axis (axis 7)				
MAT904105008	CF270.UL.60.15.02.01.D	XM.../X...	(4G6.0+(2x1.5)C)C	16.5
Control cable (axis 7)				
MAT904105009	CF112.02.04.02	Control cable single axis	(4x(2x0.25)C)C	11.0
Earth-core				
MAT904105010	CFPE.160.01	Connector plate/robot	1G16	9.5

Note: The given outer diameters are maximum values and may tend toward lower tolerance limits.
G = with green-yellow earth core **x** = without earth core
 igus® GmbH defines cable length as entire length including connectors or open harnessing. ▶ Page 915

Direct connection cables for robots

KUKA Quantec

Direct connection cables for KUKA Quantec, to your required length				
Part No.	chainflex® cable	Manufacturer description	Number of cores and conductor nominal cross section [mm²]	Ø [mm]
Motor cable (direct connection cable)				
MAT904141225	CFSPECIAL.792.011		(5x(2x6.0+2x2.5)+2x(6x1.0)C)C	35.5
Motor cable (direct connection cable)				
MAT904141226	CFSPECIAL.792.011		(5x(2x6.0+2x2.5)+2x(6x1.0)C)C	35.5
Signal cable (direct connection cable)				
MAT904141227	CFBUS.PUR.H01.060		((4x0.38)C+4x1.5)C	11.5

Note: The given outer diameters are maximum values and may tend toward lower tolerance limits.
G = with green-yellow earth core **x** = without earth core
 igus® GmbH defines cable length as entire length including connectors or open harnessing. ▶ Page 915

Harnessed cables for robots

KUKA Fortec

Harnessed cables for KUKA Fortec, to your required length

Part No.	chainflex® cable	Manufacturer description	Number of cores and conductor nominal cross section [mm²]	Ø [mm]
Motor cable (angled socket)				
MAT904105011	CFSPECIAL.792.014	X30.1/X30.1.1	(2x(3x1.5)C+3x(3x10)+1G10)C	35.5
MAT904105012	CFSPECIAL.792.013	X30.4/X30.4.1	((6x1.5)C+3x(3x4)+1G6)C	28.0
Data cable				
MAT904105005	CFBUS.PUR.H01.060	X31/X31.1	((4x0.38)C+4x1.5)C	11.5
Motor cable single axis (axis 7)				
MAT904105006	CF270.UL.25.15.02.01.D	XM.../X...	(4G2.5+(2x1.5)C)C	14.0
MAT904105007	CF270.UL.40.15.02.01.D	XM.../X...	(4G4.0+(2x1.5)C)C	15.0
Motor cable single axis (axis 7)				
MAT904105008	CF270.UL.60.15.02.01.D	XM.../X...	(4G6.0+(2x1.5)C)C	16.5
Control cable (axis 7)				
MAT904105013	CF112.02.04.02	Control cable single axis	(4x(2x0.25)C)C	11.0
Earth-core				
MAT904105010	CFPE.160.01	Connector plate/robot	1G16	9.5

Note: The given outer diameters are maximum values and may tend toward lower tolerance limits.
G = with green-yellow earth core x = without earth core
igus® GmbH defines cable length as entire length including connectors or open harnessing. ▶ Page 915

Direct connection cables for robots

KUKA Fortec

Direct connection cables for KUKA Fortec, to your required length

Part No.	chainflex® cable	Number of cores and conductor nominal cross section [mm²]	Ø [mm]
Motor cable (direct connection cable)			
MAT904141228	CFSPECIAL.792.014	(2x(3x1.5)C+3x(3x10)+1G10)C	35.5
MAT904141229	CFSPECIAL.792.013	((6x1.5)C+3x(3x4)+1G6)C	28.0
Signal cable (direct connection cable)			
MAT904141227	CFBUS.PUR.H01.060	((4x0.38)C+4x1.5)C	11.5

Note: The given outer diameters are maximum values and may tend toward lower tolerance limits.
G = with green-yellow earth core x = without earth core
igus® GmbH defines cable length as entire length including connectors or open harnessing. ▶ Page 915

Harnessed cables for robots KUKA Titan

Harnessed cables for KUKA Titan, to your required length

Part No.	chainflex® cable	Manufacturer description	Number of cores and conductor nominal cross section [mm²]	Ø [mm]
----------	------------------	--------------------------	---	--------

Motor cable (angled socket)



MAT904105011	CFSPECIAL.792.014	X30.1/X30.1.1	(2x(3x1.5)C+3x(3x10)+1G10)C	35.5
MAT904105014	CFSPECIAL.792.014	X30.2/X30.2.1	(2x(3x1.5)C+3x(3x10)+1G10)C	35.5
MAT904105015	CFSPECIAL.792.014	X30.3/X30.3.1	(2x(3x1.5)C+3x(3x10)+1G10)C	35.5

Data cable



MAT904105005	CFBUS.PUR.H01.060	X31/X31.1	((4x0.38)C+4x1.5)C	11.5
--------------	-------------------	-----------	--------------------	------

Motor cable single axis (axis 7)



MAT904105006	CF270.UL.25.15.02.01.D	XM.../X...	(4G2.5+(2x1.5)C)C	14.0
MAT904105007	CF270.UL.40.15.02.01.D	XM.../X...	(4G4.0+(2x1.5)C)C	15.0

Motor cable single axis (axis 7)



MAT904105008	CF270.UL.60.15.02.01.D	XM.../X...	(4G6.0+(2x1.5)C)C	16.5
--------------	------------------------	------------	-------------------	------

Control cable (axis 7)



MAT904105013	CF112.02.04.02	Control cable single axis	(4x(2x0.25)C)C	11.0
--------------	----------------	---------------------------	----------------	------

Earth-core



MAT904105010	CFPE.160.01	Connector plate/robot	1G16	9.5
--------------	-------------	-----------------------	------	-----

Note: The given outer diameters are maximum values and may tend toward lower tolerance limits.
G = with green-yellow earth core x = without earth core
igus® GmbH defines cable length as entire length including connectors or open harnessing. ▶ Page 915

Direct connection cables for robots KUKA Titan

Direct connection cables for KUKA Titan, to your required length

Part No.	chainflex® cable	Number of cores and conductor nominal cross section [mm²]	Ø [mm]
----------	------------------	---	--------

Motor cable (direct connection cable)



MAT904141228	CFSPECIAL.792.014	(2x(3x1.5)C+3x(3x10)+1G10)C	35.5
MAT904141230	CFSPECIAL.792.014	(2x(3x1.5)C+3x(3x10)+1G10)C	35.5
MAT904141231	CFSPECIAL.792.014	(2x(3x1.5)C+3x(3x10)+1G10)C	35.5

Signal cable (direct connection cable)



MAT904141227	CFBUS.PUR.H01.060	((4x0.38)C+4x1.5)C	11.5
--------------	-------------------	--------------------	------

Note: The given outer diameters are maximum values and may tend toward lower tolerance limits.
G = with green-yellow earth core x = without earth core
igus® GmbH defines cable length as entire length including connectors or open harnessing. ▶ Page 915

Harnessed cables for robots

Fanuc M-900iB

Harnessed cables for Fanuc M-900iB, to your required length

Part No.	chainflex® cable	Manufacturer description	Number of cores and conductor nominal cross section [mm²]	Ø [mm]
Motor cable (Extension cable axis 7)				
MAT904117141	CFSPECIAL.792.015	RM1.2	(7x(6x2.0))C	36.5
Motor cable (Extension cable axis 7)				
MAT904117142	CFSPECIAL.792.015	RM2.2	(7x(6x2.0))C	36.5
Pulse encoder (Extension cable axis 7)				
MAT904117143	CFSPECIAL.792.016	RP1.2	(5x(4x0.25)+10x(3x0.75))C	26.5
Earth-core (Extension cable axis 7)				
MAT904117144	CFPE.160.01	Earth-core	1G16	9.5
Earth-core (Extension cable axis 7)				
MAT904117145	CFPE.60.01	Earth-core	1G6.0	7.0
Motor cable single axis (axis 7)				
MAT904117146	CF270.UL.60.15.02.01.D	RM7.2	(4G6.0+(2x1.5)C)C	16.5
Pulse encoder single axis (axis 7)				
MAT904117147	CF240.PUR.03.03	RP7.2	(3x0.34)C	5.0

Note: The given outer diameters are maximum values and may tend toward lower tolerance limits.
G = with green-yellow earth core x = without earth core
igus® GmbH defines cable length as entire length including connectors or open harnessing. ▶ Page 915

Direct connection cables for robots

Fanuc M-900iB

Direct connection cables for Fanuc M-900iB, to your required length

Part No.	chainflex® cable	Number of cores and conductor nominal cross section [mm²]	Ø [mm]
Motor cable (direct connection cable)			
MAT904141222	CFSPECIAL.792.015	(7x(6x2.0))C	36.5
MAT904141223	CFSPECIAL.792.015	(7x(6x2.0))C	36.5
Pulse encoder (direct connection cable)			
MAT904141224	CFSPECIAL.792.016	(5x(4x0.25)+10x(3x0.75))C	26.5

Note: The given outer diameters are maximum values and may tend toward lower tolerance limits.
G = with green-yellow earth core x = without earth core
igus® GmbH defines cable length as entire length including connectors or open harnessing. ▶ Page 915

Harnessed cables for robots Fanuc R-2000iC

Harnessed cables for Fanuc R-2000iC, to your required length				
Part No.	chainflex® cable	Manufacturer description	Number of cores and conductor nominal cross section [mm²]	Ø [mm]
Motor cable (Extension cable axis 7)				
MAT904117141	CFSPECIAL.792.015	RM1.2	(7x(6x2.0))C	36.5
Pulse encoder (Extension cable axis 7)				
MAT904117143	CFSPECIAL.792.016	RP1.2	(5x(4x0.25)+10x(3x0.75))C	26.5
Earth-core (Extension cable axis 7)				
MAT904117144	CFPE.160.01	Earth-core	1G16	9.5
Earth-core (Extension cable axis 7)				
MAT904117145	CFPE.60.01	Earth-core	1G6.0	7.0
Motor cable single axis (axis 7)				
MAT904117146	CF270.UL.60.15.02.01.D	RM7.2	(4G6.0+(2x1.5)C)C	16.5
Pulse encoder single axis (axis 7)				
MAT904117147	CF240.PUR.03.03	RP7.2	(3x0.34)C	5.0

Note: The given outer diameters are maximum values and may tend toward lower tolerance limits.
G = with green-yellow earth core x = without earth core
igus® GmbH defines cable length as entire length including connectors or open harnessing. ▶ Page 915

Direct connection cables for robots Fanuc R-2000iC

Direct connection cables for Fanuc R-2000iC, to your required length				
Part No.	chainflex® cable	Manufacturer description	Number of cores and conductor nominal cross section [mm²]	Ø [mm]
Motor cable (direct connection cable)				
MAT904141222	CFSPECIAL.792.015		(7x(6x2.0))C	36.5
Pulse encoder (direct connection cable)				
MAT904141224	CFSPECIAL.792.016		(5x(4x0.25)+10x(3x0.75))C	26.5

Note: The given outer diameters are maximum values and may tend toward lower tolerance limits.
G = with green-yellow earth core x = without earth core
igus® GmbH defines cable length as entire length including connectors or open harnessing. ▶ Page 915

Harnessed cables for robots

ABB IRB 6620, IRB 6640, IRB 6650S, IRB 7600

Harnessed cables for ABB IRB 6620, IRB 6640, IRB 6650S, IRB 7600, to your desired length				
Part No.	chainflex® cable	Manufacturer description	Number of cores and conductor nominal cross section [mm²]	Ø [mm]
Power cable				
MAT904128539	CFSPECIAL.792.012	R1MP	(18G2.5)C	25.5
Signal cable				
MAT904128540	CF211.PUR.02.06.02	R1.SMB	(6x(2x0.25))C	9.0
Power cable				
MAT904128547	CF270.UL.40.15.02.02.D		(4G4.0+2x(2x1.5)C)C	17.0
Resolver cable				
MAT904128548	CF211.PUR.02.03.02		(3x(2x0.25))C	7.0
Earth-core (Extension cable axis 7)				
MAT904117144	CFPE.160.01	Earth-core	1G16	9.5

Note: The given outer diameters are maximum values and may tend toward lower tolerance limits.
G = with green-yellow earth core **x** = without earth core
 igus® GmbH defines cable length as entire length including connectors or open harnessing. ▶ Page 915

Direct connection cables for robots

ABB IRB 6620, IRB 6640, IRB 6650S, IRB 7600

Direct connection cable for ABB IRB 6620, IRB 6640, IRB 6650S, IRB 7600, to your required length				
Part No.	chainflex® cable		Number of cores and conductor nominal cross section [mm²]	Ø [mm]
Motor cable (direct connection cable)				
MAT904141219	CFSPECIAL.792.012		(18G2.5)C	25.5
Signal cable (direct connection cable)				
MAT904141220	CF211.PUR.02.06.02		(6x(2x0.25))C	9.0

Note: The given outer diameters are maximum values and may tend toward lower tolerance limits.
G = with green-yellow earth core **x** = without earth core
 igus® GmbH defines cable length as entire length including connectors or open harnessing. ▶ Page 915

Harnessed cables for robots ABB IRB 6700

Harnessed cables for ABB IRB 6700, to your desired length				
Part No.	chainflex® cable	Manufacturer description	Number of cores and conductor nominal cross section [mm²]	Ø [mm]
Power cable				
MAT904128539	CF SPECIAL.792.012	R1MP	(18G2.5)C	25.5
Signal cable				
MAT904128541	CF211.PUR.02.06.02	R1.SMB	(6x(2x0.25))C	9.0
Power cable				
MAT904128547	CF270.UL.40.15.02.02.D		(4G4.0+2x(2x1.5))C	17.0
Resolver cable				
MAT904128548	CF211.PUR.02.03.02		(3x(2x0.25))C	7.0
Earth-core (Extension cable axis 7)				
MAT904117144	CFPE.160.01	Earth-core	1G16	9.5

Note: The given outer diameters are maximum values and may tend toward lower tolerance limits.
G = with green-yellow earth core x = without earth core
igus® GmbH defines cable length as entire length including connectors or open harnessing. ► Page 915

Direct connection cables for robots ABB IRB 6700

Direct connection cable for ABB IRB 6700, to your required length				
Part No.	chainflex® cable	Manufacturer description	Number of cores and conductor nominal cross section [mm²]	Ø [mm]
Motor cable (direct connection cable)				
MAT904141219	CF SPECIAL.792.012		(18G2.5)C	25.5
Signal cable (direct connection cable)				
MAT904141221	CF211.PUR.02.06.02		(6x(2x0.25))C	9.0

Note: The given outer diameters are maximum values and may tend toward lower tolerance limits.
G = with green-yellow earth core x = without earth core
igus® GmbH defines cable length as entire length including connectors or open harnessing. ► Page 915

Harnessed cables for robots ABB IRB 8700

Harnessed cables for ABB IRB 8700, to your desired length				
Part No.	chainflex® cable	Manufacturer description	Number of cores and conductor nominal cross section [mm²]	Ø [mm]

Power cable



MAT904128542	CF SPECIAL.792.012	R1MP-A	(18G2.5)C	25.5
MAT904128543	CF SPECIAL.792.012	R1MP-B	(18G2.5)C	25.5

Signal cable



MAT904128541	CF211.PUR.02.06.02	R1.SMB	(6x(2x0.25))C	9.0
--------------	--------------------	--------	---------------	-----

Power cable



MAT904128547	CF270.U.L.40.15.02.02.D		(4G4.0+2x(2x1.5)C)C	17.0
--------------	-------------------------	--	---------------------	------

Resolver cable



MAT904128548	CF211.PUR.02.03.02		(3x(2x0.25))C	7.0
--------------	--------------------	--	---------------	-----

Earth-core (Extension cable axis 7)



MAT904117144	CFPE.160.01	Earth-core	1G16	9.5
--------------	-------------	------------	------	-----

Note: The given outer diameters are maximum values and may tend toward lower tolerance limits.
G = with green-yellow earth core x = without earth core
igus® GmbH defines cable length as entire length including connectors or open harnessing. ▶ Page 915

Direct connection cables for robots ABB IRB 8700

Direct connection cable for ABB IRB 8700, to your required length			
Part No.	chainflex® cable	Number of cores and conductor nominal cross section [mm²]	Ø [mm]

Motor cable (direct connection cable)



MAT904145759	CF SPECIAL.792.012	(18G2.5)C	25.5
MAT904145760	CF SPECIAL.792.012	(18G2.5)C	25.5

Signal cable (direct connection cable)



MAT904141221	CF211.PUR.02.06.02	(6x(2x0.25))C	9.0
--------------	--------------------	---------------	-----

Note: The given outer diameters are maximum values and may tend toward lower tolerance limits.
G = with green-yellow earth core x = without earth core
igus® GmbH defines cable length as entire length including connectors or open harnessing. ▶ Page 915

Cables according to AIDA specifications*

* AIDA = AutomatisierungsInitiative Deutscher Automobilhersteller (Automation Initiative of German Domestic Automobile manufacturers)

Technical information on cable quality:

CFBUS.PUR from page 192	CFLK from page 212	CF77.UL.D from page 100	CF211.PUR from page 150
-----------------------------------	------------------------------	-----------------------------------	-----------------------------------

Harnessed cables according to AIDA specifications, to your required length

Part No.	Robot axis	chainflex® cable	Number of cores and conductor nominal cross section [mm²]	Ø [mm]
AIDA Profinet – RJ45 Pin/ AIDA Profinet – RJ45 Pin				
MAT904117091	Axis 7	CFBUS.PUR.060	(4x0.38)C	7.0
MAT904117095	Axis 1-6	CFROBOT8.060	(2x(2x0.34))C	8.5
AIDA Profinet FOC/ AIDA Profinet FOC				
MAT904117092	Axis 7	CFLK.L1.02	1x980/1,000µm	7.0
upon request ¹⁾	Axis 1-6	CFLK.L1.02	1x980/1,000µm	7.0
AIDA Power Pin/ AIDA Power Pin				
MAT904117093	Axis 7	CF77.UL.25.05.D	5G2.5	10.5
MAT904117097	Axis 1-6	CF77.UL.25.05.D	5G2.5	10.5
AIDA Signal Pin/ AIDA Signal Pin				
MAT904117094	Axis 7	CF211.PUR.05.05.02	(5x(2x0.5))C	10.5
MAT904117098	Axis 1-6	CFROBOT3.05.05.02	(5x(2x0.5))C	12.5

¹⁾ Offer made only after technical clarification of the application
Note: The given outer diameters are maximum values and may tend toward lower tolerance limits.
G = with green-yellow earth core **x** = without earth core
 igus® GmbH defines cable length as entire length including connectors or open harnessing. ▶ Page 915

Cables according to AIDA specifications*

* AIDA = AutomatisierungsInitiative Deutscher Automobilhersteller (Automation Initiative of German Domestic Automobile manufacturers)

Technical information on cable quality:

CFBUS.PUR from page 192	CFLK from page 212	CF77.UL.D from page 100	CF211.PUR from page 150
-----------------------------------	------------------------------	-----------------------------------	-----------------------------------

Harnessed extension cables according to AIDA specifications, to your required length

Part No.	Robot axis	chainflex® cable	Number of cores and conductor nominal cross section [mm²]	Ø [mm]
AIDA Profinet – RJ45 Socket/ AIDA Profinet – RJ45 Pin				
MAT904152118	Axis 7	CFBUS.PUR.060	(4x0.38)C	7.0
MAT904152121	Axis 1-6	CFROBOT8.060	(2x(2x0.34))C	8.5
AIDA Profinet – RJ45 Socket/ AIDA Profinet – RJ45 Socket				
MAT904151684	Axis 7	CFBUS.PUR.060	(4x0.38)C	7.0
MAT904151687	Axis 1-6	CFROBOT8.060	(2x(2x0.34))C	8.5
AIDA Power Socket/ AIDA Power Pin				
MAT904152119	Axis 7	CF77.UL.25.05.D	5G2.5	10.0
MAT904152122	Axis 1-6	CF77.UL.25.05.D	5G2.5	10.0
AIDA Power Socket/ AIDA Power Socket				
MAT904151685	Axis 7	CF77.UL.25.05.D	5G2.5	10.0
MAT904151688	Axis 1-6	CF77.UL.25.05.D	5G2.5	10.0
AIDA Signal Socket/ AIDA Signal Pin				
MAT904152120	Axis 7	CF211.PUR.05.05.02	5x(2x0.5)C	11.0
MAT904152123	Axis 1-6	CFROBOT3.05.05.02	5x(2x0.5)C	11.0
AIDA Signal Socket/ AIDA Signal Socket				
MAT904151686	Axis 7	CF211.PUR.05.05.02	5x(2x0.5)C	11.0
MAT904151689	Axis 1-6	CFROBOT3.05.05.02	5x(2x0.5)C	11.0

Note: The given outer diameters are maximum values and may tend toward lower tolerance limits.
G = with green-yellow earth core **x** = without earth core
 igus® GmbH defines cable length as entire length including connectors or open harnessing. ▶ Page 915