

Metering devices

VSKH



VSG



VSL




VSKV



VSL-MD



SGA and SG



Overview of metering devices

Block design metering devices

Product	Material housing and design	Operation pressure max.		Outlets	Metered quantity per cycle		Page
		bar	psi		cm ³	in ³	
	steel galvanized or stainless steel						
VSKH-KR	with indicator pin, adjustable output	400	5 800	1-8	0-1,5	0-0.09	32
VSKH-KRFBM	with FKM seals	400	5 800	1-8	0-1,5	0-0.09	32
VSKV-KR	with indicator pin, adjustable output	400	5 800	1-8	0-1,5	0-0.09	32
VSKV-KRFBM	with FKM seals	400	5 800	1-8	0-1,5	0-0.09	32
VSG-KR	with indicator pin, adjustable output	400	5 800	1-8	0-2,2	0-0.13	34
VSG-KRFBM	with FKM seals	400	5 800	1-8	0-2,2	0-0.13	34
VSG-KR-NP	with piston detector	400	5 800	1-8	0-2,2	0-0.13	34
VSG-KR-KA	with adapter for limit switch	400	5 800	2, 4, 6, 8	0-2,2	0-0.13	34
VSG-KR-KS	with limit switch	400	5 800	1-8	0-2,2	0-0.13	34
VSG-KR-KD, D	with fixed metering screw	400	5 800	1-8	0,55; 1,1; 1,65; 2,2	0.04, 0.07, 0.1, 0.13	34
VSL-KR	with indicator pin, adjustable output	400	5 800	1-8	0-5	0-0.3	38
VSL-KR-FKM	with FKM seals	400	5 800	1-8	0-5	0-0.3	38
VSL-KR-NP	with piston detector	400	5 800	1-8	0-5	0-0.3	38
VSL-KR-KA	with adapter for limit switch	400	5 800	2, 4, 6, 8	0-5	0-0.3	38
VSL-KR-KS	with limit switch	400	5 800	1-8	0-5	0-0.3	38
VSL-KR-KD, D	with fixed metering screw	400	5 800	1-8	1,25; 2,5; 3,75; 5	0.07, 0.15, 0.23, 0.3	38

Modular design metering devices

Product	Material housing and design	Operation pressure max.		Outlets	Metered quantity per cycle		Page
		bar	psi		cm ³	in ³	
	steel galvanized or stainless steel						
SGA	with indicator pin, adjustable output	250	3 600	1-12	0,15-9,7	0.009-0.6	44
SG	with indicator pin, adjustable output	250	3 600	1-12	4,7-196	0.3-12	44

Metering device

VSKH and VSKV



Grease

Product description

The durable, galvanized steel VSK metering devices are designed for dual-line systems with pressures of up to 400 bar (5 800 psi).

These metering devices are available with up to eight outlets, and each pair of outlets is equipped with an indicator pin for visual monitoring. Also, the VSK metering devices are available with low-wear proximity switches, or piston detectors, for electrical monitoring (except VSK..-D version).

Additional features include rust-resistant material or rust- and acid-resistant material.

Features and benefits

- Solid-block construction for durability and error-free exchange
- Operates effectively in a wide range of temperatures
- Easy to monitor
- Available with horizontal VSKH outlets or vertical VSKV outlets for limited installation conditions

Applications

- Cement plants
- Mining excavators
- Steel plants

Technical data

Function principle	metering devices
Outlets	1-8
Operating temperature	KR: max. +80 °C, +176 °F MD, KR-FKM: max. +120 °C, +248 °F
Operating pressure	max. 400 bar, 5 800 psi
Lubricant	grease up to NLGI 3, oil with a viscosity of min. 20 mm ² /s
Materials	carbon steel galvanized or stainless steel
Metering quantity per cycle	0-1,5 cm ³ , 0-0.09 in ³ or fixed output Version D: 0,3; 0,6; 1,2; 1,5 cm ³ 0.018; 0.037; 0.073; 0.092 in ³ order numbers on request
Main line connection inlet	G 1/4
Outlet connection	G 1/4
Dimensions	depending on the model: min. 124 x 52 x 57 mm max. 124 x 136 x 57 mm min. 4.88 x 2.05 x 2.24 in max. 4.88 x 5.35 x 2.24 in

NOTE

For further technical information, technical drawings, accessories, spare parts or product function descriptions, see the following publication available on SKF.com/lubrication:
PUB 12EN-28002-H08

Metering device

VSKH and VSKV

Order numbers VSKH and VSKV



Connection thread BSPP		Outlets	Material			Indicator pin adjustable output 0–1,5 cm ³ , 0–0.09 in ³	
VSKH–KR ..	VSKV–KR ..		Steel galvanized	Stainless steel 1.4305/303	Stainless steel 1.4571/316Ti	KR	FKM U-cup seal
620-27438-1	620-27442-1	1	•			•	
620-27418-1	620-27422-1	2	•			•	
620-27439-1	620-27443-1	3	•			•	
620-27419-1	620-27423-1	4	•			•	
620-27440-1	620-27444-1	5	•			•	
620-27420-1	620-27424-1	6	•			•	
620-27441-1	620-27445-1	7	•			•	
620-27421-1	620-27425-1	8	•			•	
620-27488-1	620-27496-1	1		•		•	
620-27489-1	620-27497-1	2		•		•	
620-27490-1	620-27498-1	3		•		•	
620-27491-1	620-27499-1	4		•		•	
620-27492-1	620-27500-1	5		•		•	
620-27493-1	620-27501-1	6		•		•	
620-27494-1	620-27502-1	7		•		•	
620-27495-1	620-27503-1	8		•		•	
620-27766-1	620-27857-1	1			•	•	
620-27767-1	620-27858-1	2			•	•	
620-27768-1	620-27859-1	3			•	•	
620-27769-1	620-27860-1	4			•	•	
620-27770-1	620-27861-1	5			•	•	
620-27771-1	620-27862-1	6			•	•	
620-27772-1	620-27863-1	7			•	•	
620-27773-1	620-27864-1	8			•	•	
620-28409-1	620-28413-1	1	•			•	•
620-28376-1	620-28392-1	2	•			•	•
620-28410-1	620-28414-1	3	•			•	•
620-28366-1	620-28393-1	4	•			•	•
620-28411-1	620-28415-1	5	•			•	•
620-28367-1	620-28374-1	6	•			•	•
620-28412-1	620-28416-1	7	•			•	•
620-28391-1	620-28394-1	8	•			•	•

Grease

Metering device

VSG

Grease



Product description

The durable, galvanized steel VSG metering devices are designed for dual-line systems with pressures of up to 400 bar (5 800 psi). These metering devices are available with up to eight outlets, and each pair of outlets is equipped with an indicator pin for visual monitoring. Also, the VSG metering devices are available with low-wear proximity switches, or piston detectors, for electrical monitoring (except VSG-D version).

Additional features include rust-resistant material or rust- and acid-resistant material.

Features and benefits

- Easy cross-porting with external screw to combine
- Solid-block construction for durability and error-free exchange
- Operates effectively in a wide range of temperatures
- Easy to monitor

Applications

- Steel plants
- Cement plants
- Mining excavators

Technical data

Function principle	metering devices
Outlets	1-8
Operating temperature	KR-..., KD, D: max. +80 °C, +176 °F MD, KR-FKM: max. +120 °C, +248 °F
Lubricant	grease up to NLGI 3, oil with a viscosity of min. 20 mm ² /s
Operating pressure	max. 400 bar, 5 800 psi
Materials	carbon steel galvanized or stainless steel
Metering quantity per cycle	0-2,2 cm ³ , 0-0.13 in ³ or fixed output Version D: 0,55; 1,1; 1,65; 2,2 cm ³ , 0.033; 0.067; 0.01; 0.13 in ³ order numbers on request
Main line connection inlet	G 3/8, 3/8 NPTF
Outlet connection	G 1/4, 1/4 NPTF
Dimensions	min. 148 x 94 x 54 mm max. 148 x 190 x 54 mm min. 5.83 x 3.70 x 2.13 in max. 5.83 x 7.48 x 2.13 in

NOTE

For further technical information, technical drawings, accessories, spare parts or product function descriptions, see the following publication available on SKF.com/lubrication: **PUB 12EN-28001-D07**

Metering device

VSG

Order numbers VSG

Connection thread		Outlets	Material			Indicator pin adjustable output FKM U-cup seal	Metering screws D ¹⁾
BSP	NPTF		Steel galvanized	Stainless steel 1.4305/303	Stainless steel 1.4571/316Ti		
620-40022-1	620-40022-2	1	•			•	
620-40015-1	620-40015-2	2	•			•	
620-40022-3	620-40022-4	3	•			•	
620-40015-3	620-40015-4	4	•			•	
620-40022-5	620-40022-6	5	•			•	
620-40015-5	620-40015-6	6	•			•	
620-40022-7	620-40022-8	7	•			•	
620-40015-7	620-40015-8	8	•			•	
620-40567-1		1		•		•	
620-40567-2		2		•		•	
620-40567-3		3		•		•	
620-40567-4		4		•		•	
620-40567-5		5		•		•	
620-40567-6		6		•		•	
620-40567-7		7		•		•	
620-40567-8		8		•		•	
620-40839-1		1			•	•	
620-40839-2		2			•	•	
620-40839-3		3			•	•	
620-40839-4		4			•	•	
620-40839-5		5			•	•	
620-40839-6		6			•	•	
620-40839-7		7			•	•	
620-40839-8		8			•	•	
620-40525-2		1	•			•	
620-40525-1		2	•			•	
620-40525-3		3	•			•	
620-40525-4		4	•			•	
620-40525-5		5	•			•	
620-40525-6		6	•			•	
620-40525-7		7	•			•	
620-40525-8		8	•			•	
620-40681-2		2	•	•			•
620-40681-4		4	•	•			•
620-40681-6		6	•	•			•
620-40681-8		8	•	•			•
620-41304-4		4	•		•		•
620-41304-8		8	•		•		•

¹⁾ 2,2 cm³, 0.13 in³

Grease

Metering device

VSG

Order numbers VSG

Connection thread		Outlets	Material Steel galvanized	Indication and monitoring		Adapter for limit switch KA ¹⁾	Limit switch KS	Indicator pin; fixed output; metering screws KD ²⁾	Metering screws D ²⁾
BSP	NPTF			Indicator pin adjustable KR	Piston detector NP				
620-40733-1		1	•	•	•				
620-40733-2		2	•	•	•				
620-40733-3		3	•	•	•				
620-40733-4		4	•	•	•				
620-40733-5		5	•	•	•				
620-40733-6		6	•	•	•				
620-40733-7		7	•	•	•				
620-40733-8		8	•	•	•				
620-40605-1		2	•	•		•			
620-40605-2		4	•	•		•			
620-40605-3		6	•	•		•			
620-40605-4		8	•	•		•			
620-40027-1	620-40027-2	1	•	•		•			
620-40027-3	620-40027-4	2	•	•		•			
620-40027-5	620-40027-6	3	•	•		•			
620-40027-7	620-40027-8	4	•	•		•			
620-40028-1	620-40028-2	5	•	•		•			
620-40028-3	620-40028-4	6	•	•		•			
620-40028-5	620-40028-6	7	•	•		•			
620-40028-7	620-40028-8	8	•	•		•			
620-40023-1	620-40023-2	1	•				•		
620-40023-3	620-40023-4	2	•				•		
620-40023-5	620-40023-6	3	•				•		
620-40023-7	620-40023-8	4	•				•		
620-40024-1	620-40024-2	5	•				•		
620-40024-3	620-40024-4	6	•				•		
620-40024-5	620-40024-6	7	•				•		
620-40024-7	620-40024-8	8	•				•		
620-40025-1	620-40025-2	1	•					•	
620-40025-3	620-40025-4	2	•					•	
620-40025-5	620-40025-6	3	•					•	
620-40025-7	620-40025-8	4	•					•	
620-40026-1	620-40026-2	5	•					•	
620-40026-3	620-40026-4	6	•					•	
620-40026-5	620-40026-6	7	•					•	
620-40026-7	620-40026-8	8	•					•	

¹⁾ thread M 12x1

²⁾ fixed output 0,55; 1,1; 1,65; 2,2 cm³; 0.033; 0.067; 0.01; 0.13 in³

Grease

Accessories

Metering screws and outlet check valves

Metering screw for VSKH/VSKV

Order number	Output	
	cm ³	in ³
303-19351-1	0,30	0.018
303-19352-1	0,60	0.037
303-19354-1	1,20	0.073
303-19375-1	1,50	0.091
stainless steel 1.4571/316 Ti		
303-19356-1	0,30	0.018
303-19357-1	0,60	0.037
303-19359-1	1,20	0.073
303-19374-1	1,50	0.091

Metering screw for VSG

Order number	Output	
	cm ³	in ³
303-17505-1	0,55	0.33
303-17506-1	1,10	0.67
303-17507-1	1,65	0.10
303-17508-1	2,2	0.13
stainless steel 1.4305/303		
303-16283-1	0,55	0.33
303-16698-1	1,10	0.67
303-19838-1	1,65	0.10
303-19759-1	2,2	0.13
stainless steel 1.4571/316Ti		
303-16696-1	0,55	0.33
303-16695-1	1,10	0.67
303-16694-1	1,65	0.10
303-16224-1	2,2	0.13


Metering screw for VSL

Order number	Output	
	cm ³	in ³
303-17509-1	1,25	0.076
303-17510-1	2,50	0.15
303-17511-1	3,75	0.23
303-17512-1	5,00	0.30
stainless steel 1.4305/303		
303-16106-1	2,50	0.15
303-19809-1	3,75	0.23
303-19760-1	5,00	0.30

Grease

Check valves, welding plates and extensions

VSG4-KR with welding plate and extension



Welding plates for VSK, VSG and VSL

Order number	Model
432-23698-1	VSK2
432-23699-1	VSK4
432-23700-1	VSK6
432-23701-1	VSK8
432-21791-1	VSG2/VSL2
432-21792-1	VSG4/VSL4
432-21793-1	VSG6/VSL6
432-21794-1	VSG8/VSL8

Extensions for VSK, VSG and VSL

Order number	Model
420-23628-1	VSKH
420-23790-1	VSKH, 1.4305
420-23872-1	VSG, 1.4305
420-22139-1	VSG
420-24832-1	VSL
420-22140-1	VSL

223-13052-1




Check valves

Order number	Tube	Designation
ø mm		
223-13052-1	6	GERV 6-S G 1/4 AVCF
223-13052-2	8	GERV 8-L G 1/4 AVCF
223-13052-3	10	GERV 10-L G 1/4 AVCF

Metering device

VSL



Grease

Product description

The durable, galvanized steel VSL metering devices are designed for dual-line systems with pressures of up to 400 bar (5 800 psi). These metering devices are available with up to eight outlets, and each pair of outlets is equipped with an indicator pin for visual monitoring. Also, the VSL metering devices are available with low-wear proximity switches, or piston detectors, for electrical monitoring.

Additional features include rust-resistant material.

Features and benefits

- Easy cross-porting with external screw to combine
- Solid-block construction for durability and error-free exchange
- Operates effectively in a wide range of temperatures
- Easy to monitor

Applications

- Steel plants
- Cement plants
- Mining excavators

Technical data

Function principle	metering devices
Outlets	2-8
Operating temperature	KR, KA, KD, D: max. +80 °C, +176 °F MD, KR-FKM: max. +120 °C, +248 °F
Lubricant	grease up to NLGI 3 oil with a viscosity of min 20 mm ² /s
Operating pressure	max. 400 bar, 5 800 psi
Materials	steel galvanized or stainless steel 1.4305/303 on request
Metering quantity per cycle	0-5 cm ³ , 0-0.3 in ³ or fixed output: 1.25; 2.5; 3.75; 5 cm ³ , 0.076; 0.15; 0.23; 0.31 in ³ , order number on request
Main line connection inlet	G 3/8, 3/8 NPTF
Outlet connection	G 1/4, 1/4 NPTF
Dimensions	min. 148 x 94 x 54 mm max. 148 x 220 x 54 mm min. 5.83 x 3.70 x 2.13 in max. 5.83 x 8.66 x 2.13 in



NOTE

For further technical information, technical drawings, accessories, spare parts or product function descriptions, see the following publication available on SKF.com/lubrication:
PUB 12EN-28001-D07

Metering device

VSL

Grease

Order numbers VSL carbon steel galvanized

Connection thread BSP	Connection thread NPTF	Outlets	Material Steel galvanized	Indication and monitoring Indicator pin adjustable output FKM U-cup seal	Piston detector NP	Adapter for limit switch KA ¹⁾	Limit switch KS
620-40062-1	620-40062-2	1	•	•			
620-40062-3	620-40062-4	2	•	•			
620-40062-5	620-40062-6	3	•	•			
620-40062-7	620-40062-8	4	•	•			
620-40064-1	610-40064-2	5	•	•			
620-40064-3	620-40064-4	6	•	•			
620-40064-5	620-40064-6	7	•	•			
620-40064-7	620-40064-8	8	•	•			
620-40527-1		1	•	•			
620-40526-1	620-40937-2	2	•	•			
620-40526-9		3	•	•			
620-40526-4	620-40937-4	4	•	•			
620-40526-5		5	•	•			
620-40526-6	620-40937-6	6	•	•			
620-40526-7		7	•	•			
620-40526-8	620-40937-8	8	•	•			
620-40853-1		1	•	•	•		
620-40853-2		2	•	•	•		
620-40853-3		3	•	•	•		
620-40853-4		4	•	•	•		
620-40853-6		6	•	•	•		
620-40853-8		8	•	•	•		
620-40637-2		2	•	•		•	
620-40637-4		4	•	•		•	
620-40637-6		6	•	•		•	
620-40637-8		8	•	•		•	
620-40068-1	620-40068-2	1	•	•			•
620-40068-3	620-40068-4	2	•	•			•
620-40068-5	620-40068-6	3	•	•			•
620-40068-7	620-40068-8	4	•	•			•
620-40069-1	620-40069-2	5	•	•			•
620-40069-3	620-40069-4	6	•	•			•
620-40069-5	620-40069-6	7	•	•			•
620-40069-7	620-40069-8	8	•	•			•

¹⁾ thread M12x1

Order numbers VSL


Connection thread BSP	Connection thread NPTF	Outlets	Material Carbon steel galvanized	Indication and monitoring Indicator pin; fixed output; metering screw KD ¹⁾	Metering screw D ¹⁾
620-40065-1	620-40065-2	1	•	•	
620-40065-3	620-40065-4	2	•	•	
620-40065-5	620-40065-6	3	•	•	
620-40065-7	620-40066-8	4	•	•	
620-40066-1	620-40066-2	5	•	•	
620-40066-3	620-40066-4	6	•	•	
620-40066-5	620-40066-6	7	•	•	
620-40066-7	620-40066-8	8	•	•	
620-40063-1	620-40063-2	1	•		•
620-40063-3	620-40063-4	2	•		•
620-40063-5	620-40063-6	3	•		•
620-40063-7	620-40063-8	4	•		•
620-40067-1	620-40067-2	5	•		•
620-40067-3	620-40067-4	6	•		•
620-40067-5	620-40067-6	7	•		•
620-40067-7	620-40067-8	8	•		•

¹⁾ also available: 1,25; 2,5; 3,75 cm³, 0,07, 0,15, 0,228 in³

Metering device

VS metering devices with magnetic indicator

Grease



Product description

Suitable for dual-line lubrication systems, the MD magnetic indicator device is available with VSKH, VSKV, VSG and VSL metering devices. The movement of the indicator pin is conveyed without contact by a strong magnet to the outer control ring sleeve. Coated with a bright color, the control ring is visible, even in low-light conditions.

The output of the dual-line metering device can be adjusted by using metering screws, which are available in various sizes.

Features and benefits

- Solid-block construction for durability and error-free exchange
- No rubber seals – suitable for use with high back pressures
- Operates effectively in a wide range of temperatures
- Easy to monitor
- Leakage-free design

Applications

- Continuous casters
- Rolling mills

Technical data

Function principle	metering devices
Outlets	2–8
Operating temperature	max. +120 °C, +248 °F
Lubricant	grease up to NLGI 3 oil with a viscosity of min 20 mm ² /s
Operating pressure	max. 400 bar, 5 800 psi
Materials	steel galvanized or stainless steel
Metering quantity	VSL: 1,25; 2,50; 3,75; 5,0 cm ³ , 0,076; 0,15; 0,23; 0,31 in ³ VSG: 0,55; 1,10; 1,65; 2,20 cm ³ , 0,033; 0,067; 0,01; 0,13 in ³ VSKH, VSKV: 0,3; 0,6; 1,2; 1,5 cm ³ 0,018; 0,037; 0,073 and 0,092 in ³
Main line connection inlet	VSL, VSG: G 3/8, 3/8 NPTF VSKH, VSKV: G 1/4, 1/4 NPTF
Outlet connection	G 1/4, 1/4 NPTF
Dimensions	depending on the model: min. 122 x 44,5 x 54 mm max. 140 x 140 x 57 mm min. 4.86 x 1.78 x 2.16 in max. 5.6 x 5.6 x 2.28 in

NOTE

For further technical information, technical drawings, accessories, spare parts or product function descriptions, see the following publication available on SKF.com/lubrication:
PUB 12EN-18003-A07

Metering device

VS metering devices with magnetic indicator

VSKH-MD.. , with connection thread BSPP

Order number	Outlets	Material Metering device	Regulating sleeve	Protection cap	Metering quantity ¹⁾	
					cm ³	in ³
620-41086-1	2	steel, galvanized	brass	brass	1,50	0.09
620-41122-1	2	steel, galvanized	brass	plastic	1,50	0.09
620-41086-5	3	steel, galvanized	brass	brass	1,50	0.09
620-41086-2	4	steel, galvanized	brass	brass	1,50	0.09
620-41122-2	4	steel, galvanized	brass	plastic	1,50	0.09
620-41086-6	5	steel, galvanized	brass	brass	1,50	0.09
620-41086-3	6	steel, galvanized	brass	brass	1,50	0.09
620-41122-3	6	steel, galvanized	brass	plastic	1,50	0.09
620-41086-7	7	steel, galvanized	brass	brass	1,50	0.09
620-41086-4	8	steel, galvanized	brass	brass	1,50	0.09
620-41122-4	8	steel, galvanized	brass	plastic	1,50	0.09

VSKV-MD.. , with connection thread BSPP

Order number	Outlets	Material Metering device	Regulating sleeve	Protection cap	Metering quantity ¹⁾	
					cm ³	in ³
620-41123-2	2	steel, galvanized	brass	plastic	1,50	0.09
620-41089-2	2	steel, galvanized	brass	brass	1,50	0.09
620-41123-4	4	steel, galvanized	brass	plastic	1,50	0.09
620-41089-4	4	steel, galvanized	brass	brass	1,50	0.09
620-41123-6	6	steel, galvanized	brass	plastic	1,50	0.09
620-41089-6	6	steel, galvanized	brass	brass	1,50	0.09
620-41123-8	8	steel, galvanized	brass	plastic	1,50	0.09
620-41089-8	8	steel, galvanized	brass	brass	1,50	0.09

VSG-MD.. , with connection thread BSPP

Order number	Outlets	Material Metering device	Regulating sleeve	Protection cap	Metering quantity ¹⁾	
					cm ³	in ³
620-41081-7	1	steel, galvanized	brass	brass	2,20	0.13
620-41124-1	1	steel, galvanized	brass	plastic	2,20	0.13
620-41081-4	2	steel, galvanized	brass	brass	2,20	0.13
620-41124-2	2	steel, galvanized	brass	plastic	2,20	0.13
620-41124-3	3	steel, galvanized	brass	plastic	2,20	0.13
620-41081-8	3	steel, galvanized	brass	brass	2,20	0.13
620-41081-5	4	steel, galvanized	brass	brass	2,20	0.13
620-41124-4	4	steel, galvanized	brass	plastic	2,20	0.13
620-41081-6	6	steel, galvanized	brass	brass	2,20	0.13
620-41124-6	6	steel, galvanized	brass	plastic	2,20	0.13
620-41081-1	8	steel, galvanized	brass	brass	2,20	0.13
620-41133-1	1	stainless steel, 1.4571	stainless steel, 1.4571	stainless steel, 1.4571	2,20	0.13
620-41133-9	2	stainless steel, 1.4571	stainless steel, 1.4571	stainless steel, 1.4571	2,20	0.13
620-41133-3	3	stainless steel, 1.4571	stainless steel, 1.4571	stainless steel, 1.4571	2,20	0.13
620-41133-5	4	stainless steel, 1.4571	stainless steel, 1.4571	stainless steel, 1.4571	2,20	0.13
620-41133-7	6	stainless steel, 1.4571	stainless steel, 1.4571	stainless steel, 1.4571	2,20	0.13
620-41124-7	7	steel, galvanized	brass	plastic	2,20	0.13
620-41081-2	7	steel, galvanized	brass	brass	2,20	0.13
620-41124-8	8	steel, galvanized	brass	plastic	2,20	0.13
620-41081-1	8	steel, galvanized	brass	brass	2,20	0.13

¹⁾ other quantities on request

Metering device

VS metering devices with magnetic indicator

VSL-MD.. , with connection thread BSPP


Order number	Outlets	Material Metering device	Regulating sleeve	Protection cap	Metering quantity ¹⁾	
					cm ³	in ³
VSL-..						
620-41125-1	1	steel, galvanized	brass	plastic	5,00	0.30
620-41079-6	1	steel, galvanized	brass	brass	5,00	0.30
620-41079-2	2	steel, galvanized	brass	brass	5,00	0.30
620-41125-2	2	steel, galvanized	brass	plastic	5,00	0.30
620-41125-3	3	steel, galvanized	brass	plastic	5,00	0.30
620-41079-7	3	steel, galvanized	brass	brass	5,00	0.30
620-41079-4	4	steel, galvanized	brass	brass	5,00	0.30
620-41125-4	4	steel, galvanized	brass	plastic	5,00	0.30
620-41125-5	5	steel, galvanized	brass	plastic	5,00	0.30
620-41079-8	5	steel, galvanized	brass	brass	5,00	0.30
620-41079-5	6	steel, galvanized	brass	brass	5,00	0.30
620-41125-6	6	steel, galvanized	brass	plastic	5,00	0.30
620-41125-7	7	steel, galvanized	brass	plastic	5,00	0.30
620-41079-9	7	steel, galvanized	brass	brass	5,00	0.30
620-41079-3	8	steel, galvanized	brass	brass	5,00	0.30
620-41125-8	8	steel, galvanized	brass	plastic	5,00	0.30

¹⁾ other quantities on request

Accessories

VS magnetic indicator

520-33075-1



Magnetic indicator for VSKH/VSKV

Order number

Protection cap material		Output setting	
Brass	Plastic	cm ³	in ³
520-33109-1	520-33266-1	0,30	0.018
520-33110-1	520-33267-1	0,60	0.037
520-33112-1	520-33268-1	1,20	0.073
520-33075-1	520-33269-1	1,50	0.091

520-33277-1




Magnetic indicator for VSL

Order number

Protection cap material		Metering quantity	
Brass	Plastic	cm ³	in ³
520-33103-1	520-33274-1	A 1,25	0.076
520-33104-1	520-33275-1	B 2,50	0.15
520-33108-1	520-33276-1	C 3,75	0.23
520-33074-1	520-33277-1	D 5,00	0.30

520-33073-1



Magnetic indicator for VSG



Order number

Protection cap material		Metering quantity	
Brass	Plastic	cm ³	in ³
520-33105-1	520-33270-1	0,55	0.033
520-33106-1	520-33271-1	1,10	0.043
520-33107-1	520-33272-1	1,65	0.065
520-33073-1	520-33273-1	2,20	0.087

Metering device

SGA and SG

Grease



Product description

Designed for use in dual-line lubrication systems, SGA and SG metering devices feature a modular design with separate base plate that makes system modification simple. Made of zinc-coated carbon steel or stainless steel, these metering devices are installed on aluminium or stainless steel BPSG base plates. Available in six basic sizes, the SGA and SG metering devices meet industrial needs ranging from small joints to large roller bearings.

Features and benefits

- Versatile and durable
- Modular units provide easy system modification and maintenance without costly piping work
- Manufactured from zinc-coated carbon steel or stainless steel AISI-316 L to resist corrosion
- Suitable for lubricants up to NLGI 2

Applications

- Paper industry
- Steel Industry
- Heavy industry

Technical data

Function principle	metering devices
Outlets	1–12
Operating temperature	–25 to +80 °C, –13 to +176 °F
Lubricant	oil and greases NLGI 000–2
Operating pressure	SGA 01: max. 250 bar, 3 625 psi SG/SGA 1–5: max. 300 bar, 4 350 psi
Material	carbon steel galvanized or stainless steel
Metering quantity	depending on outlet, 0,15–196 cm ³ , 0,009–12 in ³
Outlet connection	BSPP and NPTF
Dimensions	min. 73 x 30 x 30 mm max. 307 x 62 x 60 mm min. 2.87 x 1.18 x 1.18 in max. 12.08 x 2.44 x 2.36 in

NOTE

For further technical information, technical drawings, accessories, spare parts or product function descriptions, see the following publication available on SKF.com/lubrication:
PUB LS/P8 11277 EN

PUB LS/P1 16132 EN

Metering device

SGA and SG

Order number SGA and SG

Order number	Designation	Output		Outlets	Material		
		cm ³ /cycle	in ³ /cycle		Carbon steel galvanized	Stainless steel	Without mechanical indicator
12387460	SGA-011-ZN	0,30–1,6	0.02–0.10	1	•		
12387510	SGA-012-ZN	0,15–0,77	0.009–0.05	2	•		
12387560	SGA-11-ZN	0,60–2,80	0.04–0.18	1	•		
12387610	SGA-12-ZN	0,25–1,40	0.02–0.09	2	•		
12387660	SGA-21-ZN	1,5–9,7	0.09–0.6	1	•		
12387710	SGA-22-ZN	0,8–4,8	0.05–0.32	2	•		
12388110	SG-31-ZN ¹⁾	9,4–62	0.6–3.8	1	•		
12388160	SG-32-ZN ¹⁾	9,4–62	0.6–3.8	2	•		
12386560	SGA-011-SS	0,30–1,6	0.02–0.10	1		•	
12386610	SGA-012-SS	0,15–0,77	0.009–0.05	2		•	
12386660	SGA-11-SS	0,60–2,80	0.04–0.18	1		•	
12386710	SGA-12-SS	0,25–1,40	0.02–0.09	2		•	
12386760	SGA-21-SS	1,5–9,7	0.09–0.6	1		•	
12386810	SGA-22-SS	0,8–4,8	0.05–0.3	2		•	
12387525	SGA-011-ZN-NI	0,30–1,6	0.02–0.10	1		•	•
12387530	SGA-012-ZN-NI	0,15–0,77	0.009–0.05	2		•	•
12387625	SGA-11-ZN-NI	0,60–2,80	0.04–0.18	1		•	•
12387630	SGA-12-ZN-NI	0,25–1,40	0.02–0.09	2		•	•
12387680	SGA-21-ZN-NI	1,5–9,7	0.09–0.6	1		•	•
12387685	SGA-22-ZN-NI	0,8–4,8	0.05–0.3	2		•	•
12387160	SG-31-SS ¹⁾	9,4–62	0.6–3.8	1		•	
12387210	SG-32-SS ¹⁾	4,7–31	0.3–1.9	2		•	
12387260	SG-41-SS ¹⁾	21–102	1.3–6.2	1		•	
12387310	SG-42-SS ¹⁾	10,7–51	0.6–3.0	2		•	
12387360	SG-51-SS ¹⁾	95–196	5.8–12	1		•	
12387410	SG-52-SS ¹⁾	47–97	2.9–6.0	2		•	

¹⁾ takes two places on base plate

Grease

Accessories

BPSG

Order number BPSG Base plate

Order number	Designation	Dimensions		Material		Connections	
		Bore distance	Base plate	Base plate: anodized aluminium	Mounting rail: stainless steel	NPTF	R-female threads
12383250	BPSG-01-AL-U	2 1/8	2 3/4	•		•	
12383300	BPSG-02-AL-U	3 3/8	4	•		•	
12383350	BPSG-03-AL-U	4 10/16	5 9/32	•		•	
12383400	BPSG-04-AL-U	5 29/32	6 17/32	•		•	
12383450	BPSG-05-AL-U	7 5/32	7 25/32	•		•	
12383500	BPSG-06-AL-U	8 7/16	9 1/16	•		•	
12384300	BPSG-01-SS-U	2 1/8	2 3/4		•	•	
12384350	BPSG-02-SS-U	3 3/8	4		•	•	
12384400	BPSG-03-SS-U	4 10/16	5 9/32		•	•	
12384450	BPSG-04-SS-U	5 29/32	6 17/32		•	•	
12384500	BPSG-05-SS-U	7 5/32	7 25/32		•	•	
12384550	BPSG-06-SS-U	8 7/16	9 1/16		•	•	
12383250	BPSG-01-AL	48	60	•			•
12383300	BPSG-02-AL	78	92	•			•
12383350	BPSG-03-AL	110	124	•			•
12383400	BPSG-04-AL	142	156	•			•
12383450	BPSG-05-AL	174	188	•			•
12383500	BPSG-06-AL	206	220	•			•
12384300	BPSG-01-SS	54	70		•		•
12384350	BPSG-02-SS	86	102		•		•
12384400	BPSG-03-SS	448	134		•		•
12384450	BPSG-04-SS	150	166		•		•
12384500	BPSG-05-SS	182	198		•		•
12384550	BPSG-06-SS	214	230		•		•

Grease

SKF Doser monitor



Grease

Product description

Designed for use with SGA and SG metering devices in dual-line lubrication systems, this monitor senses the movement of the metering device piston. The SKF Doser monitor comes complete with electrical sensors, connection cable and a junction box.

Features and benefits

- Increases metering device operation monitoring level when dosage piston movement is monitored; sensor has no contact with lubricant because of sensor adapter.
- Sensor is easy to install and maintain with separate sensor adapter
- Status of monitor can be confirmed visually by LED signals
- Compatible with all SGA and SG metering devices
- IP 67 protection rating

Applications

- Heavy industry

Technical data

Function principle	monitoring devices
Operating temperature	-20 to +70 °C, -4 to +160 °F
Operating pressure	0-250 bar, 0-3 600 psi
Supply voltage	24 (20-28) V DC
Output signal	potential-free relay contact
Connection	M 12
Protection class	IP 67
Dimensions	68 x 30 x 20 mm 2.67 x 1.18 x 0.78 in

SKF Doser monitor

Order number	Designation
12388184	SKF Doser monitor SGA-2
12388188	SKF Doser monitor SG-3-4-5
12388192	SKF Doser monitor junction box
12771677	SKF Doser monitor extension cable M 12, l= 1 m
12771678	SKF Doser monitor extension cable M 12, l= 5 m

NOTE

For further technical information, technical drawings, accessories, spare parts or product function descriptions, see the following publication available on SKF.com/lubrication: PUB LS/P8 11277 EN