

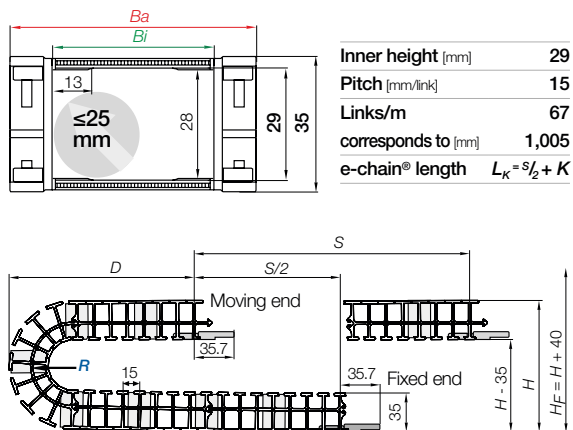
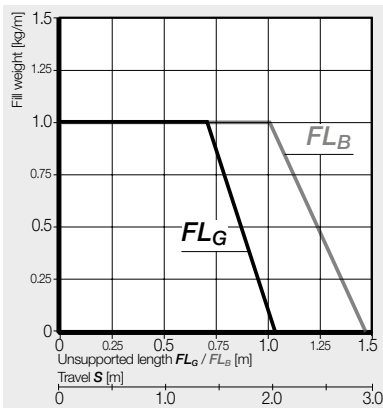


e-chains® | Series T3.29 | Crossbars removable along the inner and outer radius

Part No.	Bi	Ba	R Available bend radii	T3.29
e-chains®	[mm]	[mm]	[mm]	[kg/m]
T3.29.030.R.0	30	55	038	≈ 0.40
T3.29.040.R.0	40	65	038	≈ 0.42
T3.29.050.R.0	50	75	038	≈ 0.44
T3.29.060.R.0	60	85	038	≈ 0.46
T3.29.070.R.0	70	95	038	≈ 0.48
T3.29.080.R.0	80	105	038	≈ 0.50
T3.29.090.R.0	90	115	038	≈ 0.51
T3.29.100.R.0	100	125	038	≈ 0.53
T3.29.110.R.0	110	135	038	≈ 0.55
T3.29.120.R.0	120	145	038	≈ 0.57
T3.29.140.R.0	140	165	038	≈ 0.59

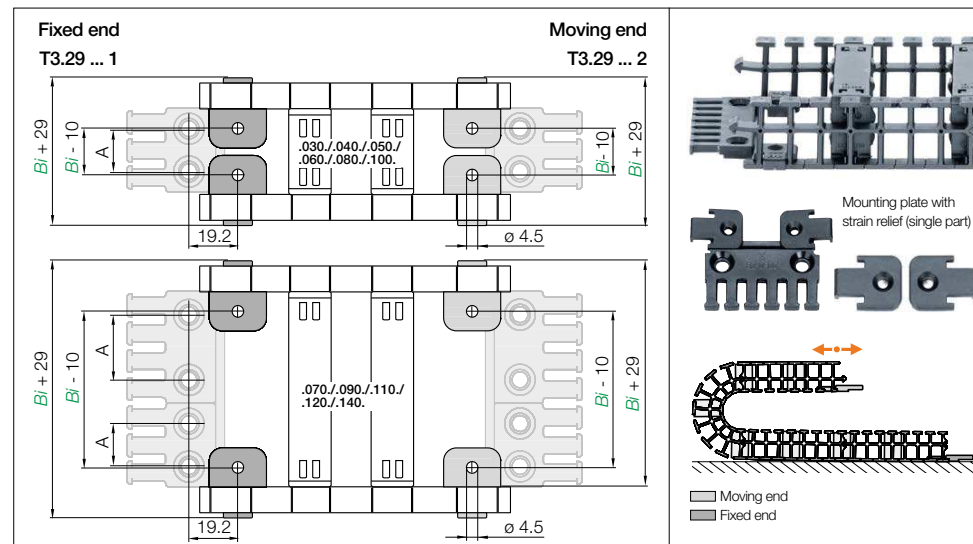
Complete Part No. with required radius (R). Example: T3.29.100.038.0

Installation dimensions



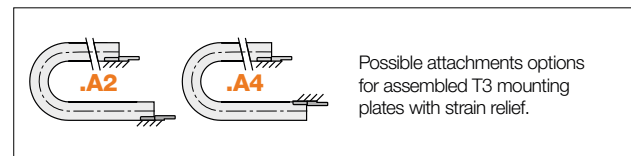
R ≥	038
H ≥	216
D	111
K	210

The required clearance height: $H_f = H + 40\text{mm}$ (with 1.0kg/m fill weight)

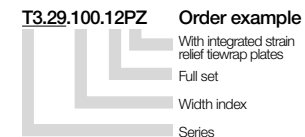


Width index	Part No. full set with tiewrap plates	Part No. full set without tiewrap plates	A [mm]	Bi [mm]	Number of teeth
030. ▶	T3.29.030.12PZ	T3.29.030.12	15	30	3
040. ▶	T3.29.040.12PZ	T3.29.040.12	20	40	4
050. ▶	T3.29.050.12PZ	T3.29.050.12	30	50	5
060. ▶	T3.29.060.12PZ	T3.29.060.12	40	60	6
070. ▶	T3.29.070.12PZ	T3.29.070.12	15 + 20*	70	7
080. ▶	T3.29.080.12PZ	T3.29.080.12	60	80	8
090. ▶	T3.29.090.12PZ	T3.29.090.12	20 + 30*	90	9
100. ▶	T3.29.100.12PZ	T3.29.100.12	80	100	10
110. ▶	T3.29.110.12PZ	T3.29.110.12	30 + 40*	110	11
120. ▶	T3.29.120.12PZ	T3.29.120.12	40 + 40*	120	12
140. ▶	T3.29.140.12PZ	T3.29.140.12	60 + 40*	140	14

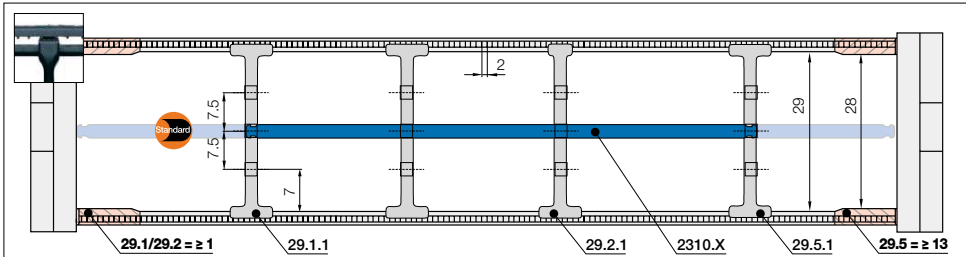
*Strain relief consisting of 2 tiewrap plates



Possible attachments options for assembled T3 mounting plates with strain relief.



Strain relief e.g. clamps, tiewrap plates, nuggets and clips are available from stock. The complete chainfix range with ordering options ▶ From page 1392



Note: Please be aware of the minimum lateral gap to the side links! **29.1/29.2 = 1mm** | **29.5 = 13mm**
As standard separators are fitted every 4th e-chain® link!

Standard separator, wide base

unassembled	29.1
assembled	29.1.1

Standard - for any application
Separator with a wide base for maximum holding force.

Separator, narrow top

unassembled	29.2
assembled	29.2.1

For even faster installation
Wide on one side for high holding force, narrow on opposite side for easy cable fitting.

Notch separator for notched crossbar

unassembled	29.5
assembled	29.5.1

Locks securely in preset increments
Notch separator for exact positioning. Recommended for side-mounted applications.

Shelf, lockable


unassembled	2300.X
assembled	2310.X

Horizontal separation
Full-width shelf locks securely into separators at both ends, giving a fixed width. Can be used as full-width or partial shelf.

Shelves Width = X [mm]	X [mm]		X [mm]		X [mm]	
	unassembled	assembled	unassembled	assembled	unassembled	assembled
015	2300.015	2310.015	060	2300.060	087	2300.087
025	2300.025	2310.025	062	2300.062	090	2300.090
030	2300.030	2310.030	065	2300.065	100	2300.100
038	2300.038	2310.038	070	2300.070	103	2300.103
040	2300.040	2310.040	075	2300.075	110	2300.110
050	2300.050	2310.050	077	2300.077	120	2300.120
057	2300.057	2310.057	080	2300.080	125	2300.125

Separator with integrated strain relief teeth

- Can be integrated into the mounting bracket or placed at any point
 - Combines strain relief and interior separation, for restricted space conditions
 - Strain relief separator is easy to assemble without any screws
- Part No. E6.29.02.Z - more information ► From page 1424



Perfect match. Cleanroom-suitable igus® chainflex® cables are safely guided in a T3 e-chain®. 1,125 IPA certified chainflex® cables according to ISO Class 1 or Class 2 are available from stock