

Endurance runner with high dimensional stability at high temperatures

Can be used with many kinds of shafts and loads

iglidur® J350



When to use it?

- When a wear-resistant bearing for rotational movement at medium and high loads is required
- When a cost-effective plain bearing for high temperatures is required
- When press-fit up to +150°C is necessary
- When the bearing is exposed to shock loading



When not to use?

- When continuous operating temperatures are higher than +180°C
- iglidur® X*
- When the lowest friction is required
- iglidur® J*
- When a cost-effective plain bearing with low friction is required
- iglidur® D, iglidur® R*
- For high rotational speeds
- iglidur® J*

Bearing technology | Plain bearing | iglidur® J350



Ø
4.0 – 50.0mm



Also available
as:



Bar stock,
round bar
Page 675

Endurance runner with high dimensional stability at high temperatures Can be used with many kinds of shafts and loads

An outstanding plain bearing for rotating applications – and for a wide range of different shaft materials: with iglidur® J350 plain bearings, the service life can often be increased for applications between 2 and 50MPa. In addition, the high temperature resistance makes it a very versatile material.

- Recommended for steel shafts
- Continuous operating temperatures up to +180°C
- Suitable for medium and high loads
- Suitable for rotating applications
- Lubrication-free
- Maintenance-free



Bar stock,
plate
Page 683

Typical application areas

- Automation
- Mechanical engineering
- Automotive
- Glass industry



tribo-tape liner
Page 691



Piston rings
Page 584



Two hole
flange
bearings
Page 603



Moulded
special parts
Page 624



igubal®
spherical balls
Page 841

Descriptive technical specifications				
Wear resistance at +23°C	-	<div style="width: 100%; height: 10px; background-color: yellow;"></div>		+
Wear resistance at +90°C	-	<div style="width: 100%; height: 10px; background-color: yellow;"></div>		+
Wear resistance at +150°C	-	<div style="width: 100%; height: 10px; background-color: yellow;"></div>		+
Low coefficient of friction	-	<div style="width: 100%; height: 10px; background-color: yellow;"></div>		+
Low moisture absorption	-	<div style="width: 100%; height: 10px; background-color: yellow;"></div>		+
Wear resistance under water	-	<div style="width: 100%; height: 10px; background-color: yellow;"></div>		+
High media resistance	-	<div style="width: 100%; height: 10px; background-color: yellow;"></div>		+
Resistant to edge pressures	-	<div style="width: 100%; height: 10px; background-color: yellow;"></div>		+
Suitable for shock and impact loads	-	<div style="width: 100%; height: 10px; background-color: yellow;"></div>		+
Resistant to dirt	-	<div style="width: 100%; height: 10px; background-color: yellow;"></div>		+

Online product finder
www.igus.eu/igidur-finder

Online service life calculation
www.igus.eu/igidur-expert

Technical data

General properties		Testing method	
Density	g/cm ³	1.44	
Colour		yellow	
Max. moisture absorption at +23°C and 50% r.h.	% weight	0.3	DIN 53495
Max. moisture absorption	% weight	1.6	
Coefficient of friction, dynamic, against steel	μ	0.10 – 0.20	
pv value, max. (dry)	MPa · m/s	0.45	
Mechanical properties			
Flexural modulus	MPa	2,000	DIN 53457
Flexural strength at +20°C	MPa	55	DIN 53452
Compressive strength	MPa	60	
Max. recommended surface pressure (+20°C)	MPa	60	
Shore D hardness		80	DIN 53505
Physical and thermal properties			
Max. application temperature long-term	°C	+180	
Max. application temperature short-term	°C	+220	
Min. application temperature	°C	-100	
Thermal conductivity	W/m · K	0.24	ASTM C 177
Coefficient of thermal expansion (at +23°C)	K ⁻¹ · 10 ⁻⁵	7	DIN 53752
Electrical properties			
Specific contact resistance	Ωcm	> 10 ¹³	DIN IEC 93
Surface resistance	Ω	> 10 ¹⁰	DIN 53482

Table 01: Material properties

iglidur® J350 blends universally good wear resistance, flexibility and temperature resistance into a very versatile iglidur® material with a broad application spectrum.

Moisture absorption

The moisture absorption of iglidur® J350 is low and can be ignored when using standard plain bearings. Even when saturated with water, iglidur® J350 does not absorb more than 1.6% weight of water (by weight).

Vacuum

In vacuum, any present moisture is released as vapour. Use in vacuum is only possible with dehumidified iglidur® J350 bearings.

Radiation resistance

Plain bearings made from iglidur® J350 are resistant up to a radiation intensity of 2 · 10²Gy.

Resistance to weathering

iglidur® J350 plain bearings are continuously resistant to weathering. The material properties are only slightly affected. Possible discolorations are only superficial.

Mechanical properties

With increasing temperatures, the compressive strength of iglidur® J350 plain bearings decreases. Diagram 02 shows this inverse relationship. The maximum recommended surface pressure is a mechanical material parameter. No conclusions regarding the tribological properties can be drawn from this.

iglidur® J350 plain bearings are adequate for medium and high loads. Diagram 03 shows the elastic deformation of iglidur® J350 at radial loads. It shows the material behaviour submitted to a short-term load. The ambient temperatures are only noticeable at 60MPa.

Surface pressure, page 41



-100°C up to
+180°C



60MPa



V-0



Permissible surface speeds

iglidur® J350 plain bearings are suitable for low and medium speeds in rotating and oscillating applications. The wear rates, however, are much better in the case of rotating applications. iglidur® J350 is also excellent for linear movements.

Surface speed, page 44

Temperature

The temperatures prevailing in the bearing system also have an influence on the wear. The wear-rate of iglidur® J350 bearings changes very little at high temperatures. In some cases, wear even decreases at +100°C. For temperatures over +140°C an additional securing is required.

Application temperatures, page 49

Additional securing, page 49

Friction and wear

The coefficient of friction of iglidur® J350 in dry operation against steel is very good. They decrease significantly at higher surface speeds. This benefits the service life of the plain bearings in continuous operations with high surface speeds. Diagram 04 illustrates this relationship. Especially with loads higher than 2MPa, the iglidur® J350 plain bearings are clearly superior to other bearings in rotating applications.

Coefficient of friction and surfaces, page 47

Wear resistance, page 50

Shaft materials

Diagrams 06 and 07 show the test results of iglidur® J350 plain bearings running against various shaft materials. iglidur® J350 plain bearings can be combined with various shaft materials. One shaft – bearing combination stands out when looking at the wear results of the test: iglidur® J350 with soft 304 stainless steel. Not many bearing materials are suitable for use with this rather difficult soft stainless steel material (304 stainless steel) and achieve good wear results. Also, good properties are reached with hard-anodised aluminium shafts. If the shaft material you plan on using is not shown in these test results, please contact us.

Shaft materials, page 52

Installation tolerances

iglidur® J350 plain bearings are standard bearings for shafts with h tolerance (recommended minimum h9). The bearings are designed for press-fit into a housing machined to a H7 tolerance. After being assembled into a nominal size housing, in standard cases the inner diameter automatically adjusts to the F10 tolerances. For particular dimensions the tolerance differs depending on the wall thickness (please see product range table).

Testing methods, page 57

Chemicals	Resistance
Alcohols	+
Diluted acids	+
Diluted alkalines	+
Fuels	+
Greases, oils without additives	+
Hydrocarbons	+ up to 0
Strong acids	+ up to 0
Strong alkalines	+

All information given at room temperature [+20°C]

Table 02: Chemical resistance

Chemical table, page 1636

	Rotating	Oscillating	linear
long-term	m/s 1.3	1.0	4.0
short-term	m/s 3.0	2.3	8.0

Table 03: Maximum surface speeds

	Dry	Greases	Oil	Water
Coefficient of friction μ	0.10 – 0.20	0.09	0.04	0.04

Table 04: Coefficient of friction against steel (Ra = 1 μ m, 50HRC)

\varnothing d1 [mm]	Housing		Plain bearing		Shaft	
	H7 [mm]	F10 [mm]	F10 [mm]	h9 [mm]		
0 – 3	+0.000	+0.010	+0.006	+0.046	-0.025	+0.000
> 3 – 6	+0.000	+0.012	+0.010	+0.058	-0.030	+0.000
> 6 – 10	+0.000	+0.015	+0.013	+0.071	-0.036	+0.000
> 10 – 18	+0.000	+0.018	+0.016	+0.086	-0.043	+0.000
> 18 – 30	+0.000	+0.021	+0.020	+0.104	-0.052	+0.000
> 30 – 50	+0.000	+0.025	+0.025	+0.125	-0.062	+0.000
> 50 – 80	+0.000	+0.030	+0.030	+0.150	-0.074	+0.000
> 80 – 120	+0.000	+0.035	+0.036	+0.176	-0.087	+0.000
> 120 – 180	+0.000	+0.040	+0.043	+0.203	+0.000	+0.100

Table 05: Important tolerances for plain bearings according to ISO 3547-1 after press-fit

Technical data

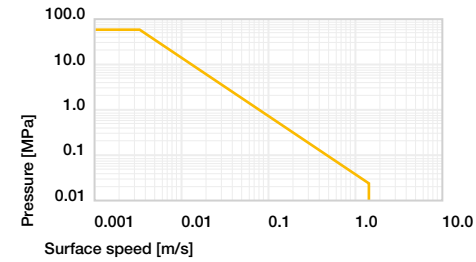


Diagram 01: Permissible pv values for iglidur® J350 plain bearings with a wall thickness of 1mm, dry operation against a steel shaft, at +20°C, mounted in a steel housing

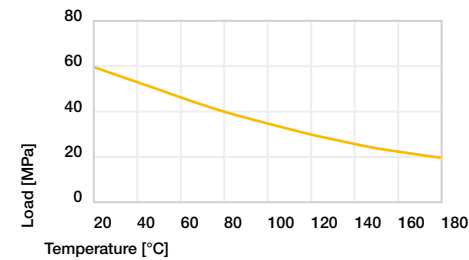


Diagram 02: Maximum recommended surface pressure as a function of temperature (60MPa at +20°C)

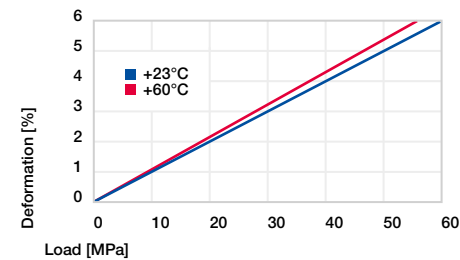


Diagram 03: Deformation under pressure and temperature

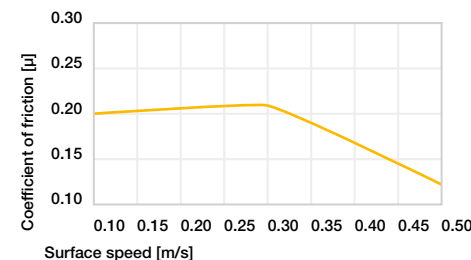


Diagram 04: Coefficient of friction as a function of the surface speed, p = 1MPa

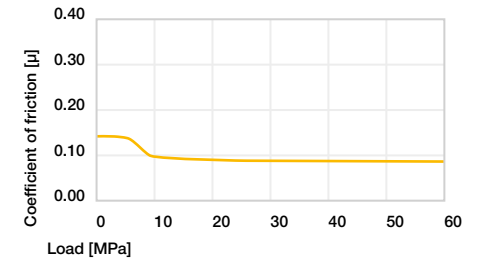


Diagram 05: Coefficient of friction as a function of the load, v = 0.01m/s

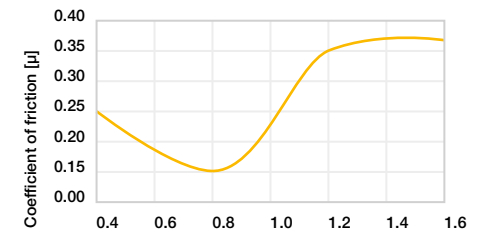


Diagram 06: Coefficient of friction as a function of the shaft surface (Cf53 shaft)

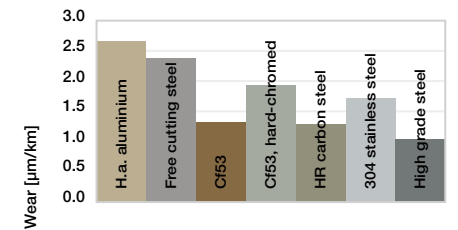
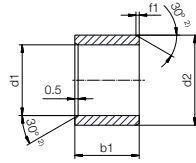


Diagram 07: Wear, rotating with different shaft materials, pressure, p = 1MPa, v = 0.3m/s

Sleeve bearing (form S)



²⁾ Thickness < 0.6mm: Chamfer = 20°

Chamfer in relation to d1

d1 [mm]	Ø 1–6	Ø 6–12	Ø 12–30	Ø > 30
f1 [mm]	0.3	0.5	0.8	1.2



Dimensions according to ISO 3547-1 and special dimensions



Order example: **J350SM-0405-04** – no minimum order quantity.

J350 iglidur® material **S** Sleeve bearing **M** Metric **04** Inner Ø d1 **05** Outer Ø d2 **04** Total length b1

d1	d1	d2	b1	Part No.
[mm]	Tolerance ³⁾	[mm]	h13	[mm]
4.0		5.5	4.0	J350SM-0405-04
4.0		5.5	6.0	J350SM-0405-06
5.0	+0.010	7.0	5.0	J350SM-0507-05
5.0	+0.058	7.0	10.0	J350SM-0507-10
6.0		8.0	6.0	J350SM-0608-06
6.0		8.0	8.0	J350SM-0608-08
6.0		8.0	10.0	J350SM-0608-10
8.0		10.0	8.0	J350SM-0810-08
8.0		10.0	10.0	J350SM-0810-10
8.0		10.0	12.0	J350SM-0810-12
10.0	+0.013	12.0	8.0	J350SM-1012-08
10.0	+0.071	12.0	10.0	J350SM-1012-10
10.0		12.0	12.0	J350SM-1012-12
10.0		12.0	15.0	J350SM-1012-15
10.0		12.0	20.0	J350SM-1012-20
12.0		14.0	10.0	J350SM-1214-10
12.0		14.0	12.0	J350SM-1214-12
12.0		14.0	15.0	J350SM-1214-15
12.0		14.0	20.0	J350SM-1214-20
13.0		15.0	10.0	J350SM-1315-10
13.0		15.0	20.0	J350SM-1315-20
14.0	+0.016	16.0	15.0	J350SM-1416-15
14.0	+0.086	16.0	20.0	J350SM-1416-20
14.0		16.0	25.0	J350SM-1416-25
15.0		17.0	15.0	J350SM-1517-15
15.0		17.0	20.0	J350SM-1517-20
15.0		17.0	25.0	J350SM-1517-25
16.0		18.0	4.0	J350SM-1618-04
16.0		18.0	15.0	J350SM-1618-15

d1	d1	d2	b1	Part No.
[mm]	Tolerance ³⁾	[mm]	h13	[mm]
16.0		18.0	20.0	J350SM-1618-20
16.0		18.0	25.0	J350SM-1618-25
18.0	+0.016	20.0	15.0	J350SM-1820-15
18.0	+0.086	20.0	20.0	J350SM-1820-20
18.0		20.0	25.0	J350SM-1820-25
20.0		23.0	10.0	J350SM-2023-10
20.0		23.0	15.0	J350SM-2023-15
20.0		23.0	20.0	J350SM-2023-20
20.0		23.0	25.0	J350SM-2023-25
20.0		23.0	30.0	J350SM-2023-30
22.0		25.0	15.0	J350SM-2225-15
22.0		25.0	20.0	J350SM-2225-20
22.0		25.0	25.0	J350SM-2225-25
22.0		25.0	30.0	J350SM-2225-30
24.0		27.0	15.0	J350SM-2427-15
24.0		27.0	20.0	J350SM-2427-20
24.0	+0.020	27.0	25.0	J350SM-2427-25
24.0	+0.104	27.0	30.0	J350SM-2427-30
25.0		28.0	15.0	J350SM-2528-15
25.0		28.0	20.0	J350SM-2528-20
25.0		28.0	25.0	J350SM-2528-25
25.0		28.0	30.0	J350SM-2528-30
25.0		28.0	45.0	J350SM-2528-45
28.0		32.0	20.0	J350SM-2832-20
28.0		32.0	25.0	J350SM-2832-25
28.0		32.0	30.0	J350SM-2832-30
30.0		34.0	20.0	J350SM-3034-20
30.0		34.0	25.0	J350SM-3034-25
30.0		34.0	30.0	J350SM-3034-30

³⁾ After press-fit. Testing methods, page 57

Product range

d1	d1	d2	b1	Part No.
[mm]	Tolerance ³⁾	[mm]	h13	[mm]
30.0	+0.020	34.0	40.0	J350SM-3034-40
	+0.104			
32.0		36.0	20.0	J350SM-3236-20
32.0		36.0	30.0	J350SM-3236-30
32.0		36.0	40.0	J350SM-3236-40
35.0		39.0	20.0	J350SM-3539-20
35.0	+0.025	39.0	30.0	J350SM-3539-30
35.0	+0.125	39.0	40.0	J350SM-3539-40
35.0		39.0	50.0	J350SM-3539-50
40.0		44.0	20.0	J350SM-4044-20
40.0		44.0	30.0	J350SM-4044-30

³⁾ After press-fit. Testing methods, page 57

d1	d1	d2	b1	Part No.
[mm]	Tolerance ³⁾	[mm]	h13	[mm]
40.0		44.0	40.0	J350SM-4044-40
40.0		44.0	50.0	J350SM-4044-50
45.0		50.0	20.0	J350SM-4550-20
45.0		50.0	30.0	J350SM-4550-30
45.0		50.0	40.0	J350SM-4550-40
45.0	+0.025	50.0	50.0	J350SM-4550-50
45.0	+0.125	50.0	50.0	J350SM-4550-50
50.0		55.0	20.0	J350SM-5055-20
50.0		55.0	30.0	J350SM-5055-30
50.0		55.0	40.0	J350SM-5055-40
50.0		55.0	50.0	J350SM-5055-50
50.0		55.0	60.0	J350SM-5055-60



Available from stock

Detailed information about delivery time online.

www.igus.eu/24



Online ordering

Including delivery times, prices, online tools

www.igus.eu/J350



Ordering note

Our prices are scaled according to order quantities, current prices can be found online.

Discount scaling

1 – 9	50 – 99	500 – 999
10 – 24	100 – 199	1,000 – 2,499
25 – 49	200 – 499	2,500 – 4,999

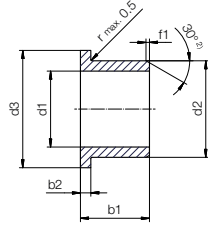
No minimum order value.

No low-quantity surcharges.

Free shipping within Germany for orders above €150.

Bearing technology | Plain bearing | iglidur® J350

Flange bearing (form F)



²⁾ Thickness < 0.6mm: Chamfer = 20°

Chamfer in relation to d1

d1 [mm]	Ø 1–6	Ø 6–12	Ø 12–30	Ø > 30
f1 [mm]	0.3	0.5	0.8	1.2

i Dimensions according to ISO 3547-1 and special dimensions



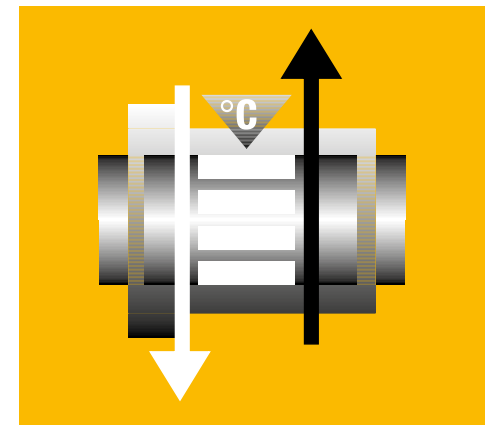
Order example: **J350FM-0608-04** – no minimum order quantity.

J350 iglidur® material **F** Flange bearing **M** Metric **06** Inner Ø d1 **08** Outer Ø d2 **04** Total length b1

d1	d1	d2	d3	b1	b2	Part No.
[mm]	Tolerance ³⁾	[mm]	d13 ³⁾	h13	h13	
6.0		8.0	12.0	4.0	1.00	J350FM-0608-04
6.0	+0.010	8.0	12.0	6.0	1.00	J350FM-0608-06
6.0	+0.058	8.0	12.0	8.0	1.00	J350FM-0608-08
8.0		10.0	15.0	5.5	1.00	J350FM-0810-05
8.0		10.0	15.0	7.5	1.00	J350FM-0810-07
8.0		10.0	15.0	9.5	1.00	J350FM-0810-09
8.0		10.0	15.0	10.0	1.00	J350FM-0810-10
10.0	+0.013	12.0	18.0	7.0	1.00	J350FM-1012-07
10.0	+0.071	12.0	18.0	9.0	1.00	J350FM-1012-09
10.0		12.0	18.0	10.0	1.00	J350FM-1012-10
10.0		12.0	18.0	12.0	1.00	J350FM-1012-12
10.0		12.0	18.0	17.0	1.00	J350FM-1012-17
12.0		14.0	20.0	7.0	1.00	J350FM-1214-07
12.0		14.0	20.0	9.0	1.00	J350FM-1214-09
12.0		14.0	20.0	12.0	1.00	J350FM-1214-12
12.0		14.0	20.0	17.0	1.00	J350FM-1214-17
14.0	+0.016	16.0	22.0	12.0	1.00	J350FM-1416-12
14.0	+0.086	16.0	22.0	17.0	1.00	J350FM-1416-17
15.0		17.0	23.0	9.0	1.00	J350FM-1517-09
15.0		17.0	23.0	12.0	1.00	J350FM-1517-12
15.0		17.0	23.0	17.0	1.00	J350FM-1517-17

d1	d1	d2	d3	b1	b2	Part No.
[mm]	Tolerance ³⁾	[mm]	d13 ³⁾	h13	h13	
16.0		18.0	24.0	12.0	1.00	J350FM-1618-12
16.0		18.0	24.0	17.0	1.00	J350FM-1618-17
18.0	+0.016	20.0	26.0	12.0	1.00	J350FM-1820-12
18.0	+0.086	20.0	26.0	17.0	1.00	J350FM-1820-17
18.0		20.0	26.0	22.0	1.00	J350FM-1820-22
20.0		23.0	30.0	11.5	1.50	J350FM-2023-11
20.0		23.0	30.0	16.5	1.50	J350FM-2023-16
20.0		23.0	30.0	21.5	1.50	J350FM-2023-21
25.0		28.0	35.0	11.5	1.50	J350FM-2528-11
25.0	+0.020	28.0	35.0	16.5	1.50	J350FM-2528-16
25.0	+0.104	28.0	35.0	21.5	1.50	J350FM-2528-21
30.0		34.0	42.0	16.0	2.00	J350FM-3034-16
30.0		34.0	42.0	22.0	2.00	J350FM-3034-22
30.0		34.0	42.0	26.0	2.00	J350FM-3034-26
30.0		34.0	42.0	37.0	2.00	J350FM-3034-37
35.0		39.0	47.0	16.0	2.00	J350FM-3539-16
35.0		39.0	47.0	26.0	2.00	J350FM-3539-26
40.0	+0.025	44.0	52.0	30.0	2.00	J350FM-4044-30
40.0	+0.125	44.0	52.0	40.0	2.00	J350FM-4044-40
45.0		50.0	58.0	50.0	2.00	J350FM-4550-50

³⁾ After press-fit. Testing methods, page 57



Ideal for plastic shafts

Wear-resistant at medium temperatures and loads

iglidur® J260



When to use it?

- When polymer shafts are used
- When the temperature rating of iglidur® J is not sufficient
- When a plain bearing with low coefficient of friction is required
- When high wear resistance is required at medium loads
- When good liquid media resistance is required



When not to use?

- When high surface pressures occur
iglidur® Z
- When continuous operating temperatures are higher than +120°C
iglidur® J350
- When universal wear resistance is required
iglidur® J