

Special cables



chainflex [®] cable		Approvals and standards	Page
Special cables			
CFTHERMO	Thermocouple cable	EAC	412
CFFLAT	Single core flat cable	EAC	414
CFSPECIAL.182	Bus cable for hanging applications	EAC	416
CFSPECIAL.414	Control cable for rail vehicles	EAC	418
CFSPECIAL.484	Bus cable for rail vehicles	EAC	420
CFSPECIAL.532	Data cable for top drive applications	EAC	422 New
CFSPECIAL.562.PE	Motor cable for top drive applications	EAC	424 New
CFSPECIAL.572	Motor cable for top drive applications	EAC	426 New
CFSPECIAL.792	Cable for axis 7 on robots	EAC	428

The following chapter of special cables offers solutions for moving applications going beyond standard energy supply.

The constantly growing program of special cables is in response to our customer requirements.

At the same time this can be an inspiration for users. igus[®] can make cables for special applications using many different materials and production processes. Depending to the construction this is already possible from a length of 500m.

Use our comprehensive knowledge about cables plus the experience of 2 billion test cycles that are annually achieved in the company's chainflex[®] laboratory.

The technical and material details of the CFSPECIAL families are documented in data sheets and are available on the internet. The respective web links can be recalled on the summary pages of the CFSPECIAL cables.

We look forward to hearing about your requirements!

chainflex[®] guarantee

As these are special cables for special applications, we ask you to contact us for information on the guaranteed lifetime:

Phone +49-2203 9649-0, info@igus.de



igus 36-month chainflex cable guarantee and service life calculator based on 2 billion test cycles per year








Thermocouple cable | PUR | chainflex® CFTHERMO

- For heavy duty applications
- PUR outer jacket
- Oil-resistant and coolant-resistant
- PVC and halogen-free
- Notch-resistant
- Hydrolysis and microbe-resistant


Dynamic information

	Bend radius	e-chain® linear flexible	minimum 12.5 x d
		fixed	minimum 10 x d
	Temperature	e-chain® linear flexible	-25°C up to +80°C
		fixed	-40°C up to +80°C (following DIN EN 60811-504)
	v max.	unsupported	2m/s
		gliding	1m/s
	a max.		20m/s ²
	Travel distance		Unsupported travels and up to 50m for gliding applications, Class 4

Cable structure

	Conductor	Conductor consisting of a flexible special alloy. ▶ Product range table
	Core insulation	Mechanically high-quality TPE mixture.
	Core structure	The individual cores are wound in layers with a short pitch length.
	Core identification	According to thermo specification. ▶ Product range table
	Intermediate layer	Fleece taping over the external layer.
	Overall shield	Extremely bending-resistant braiding made of tinned copper wires. Coverage linear approx. 70%, optical approx. 90%
	Outer jacket	Low-adhesion, halogen-free, highly abrasion resistant PUR mixture, adapted to suit the requirements in e-chains® (following DIN EN 50363-10-2) Colour: According to thermo specification ▶ Product range table












Electrical information

	Nominal voltage	300/300V (following DIN VDE 0298-3)
	Testing voltage	1,500V

Basic requirements	low	1	2	3	4	5	6	7	highest
Travel distance	unsupported	1	2	3	4	5	6	≥ 400m	
Oil resistance	none	1	2	3	4	highest			
Torsion	none	1	2	3	4	±360°			

Class 5.4.3.1

Properties and approvals

	UV resistance	Medium
	Oil resistance	Oil-resistant (following DIN EN 50363-10-2), Class 3
	Silicone-free	Free from silicone which can affect paint adhesion (following PV 3.10.7 – status 1992)
	Halogen-free	Following DIN EN 60754
	UL verified	Certificate No. B129699: "igus 36-month chainflex cable guarantee and service life calculator based on 2 billion test cycles per year"
	EAC	Certificate No. RU C-DE.ME77.B.00300/19
	REACH	In accordance with regulation (EC) No. 1907/2006 (REACH)
	Lead-free	Following 2011/65/EC (RoHS-II/RoHS-III)
	Cleanroom	According to ISO Class 1. The outer jacket material of this series complies with CF77.UL.05.12.D - tested by IPA according to standard DIN EN ISO 14644-1
	CE	Following 2014/35/EU
	UKCA	In accordance with the valid regulations of the United Kingdom (as at 08/2021)

Typical application areas

- For heavy-duty applications, Class 5
- Unsupported travels and up to 50m for gliding applications, Class 4
- Almost unlimited resistance to oil, Class 3
- No torsion, Class 1
- Indoor and outdoor applications with average sun radiation
- Machining units/machine tools, storage and retrieval units for high-bay warehouses, packaging industry, quick handling, refrigerating sector

Part No.	Number of cores and conductor nominal cross section [mm ²]	Outer diameter (d) max. [mm]	Copper index [kg/km]	Weight [kg/km]
CFTHERMO.J.001 *	(2x0.23)C	5.5	9	36
CFTHERMO.K.001	(2x0.23)C	5.5	9	37
CFTHERMO.K.002	(2x0.23)C+3G0.5	7.5	24	67

* The cross-section of the copper conductor is equivalent to the electrically effective cross-section.

Note: The given outer diameters are maximum values and may tend toward lower tolerance limits.
G = with green-yellow earth core x = without earth core

Part No.	Jacket colour	Thermo materials	Core group	Colour code
CFTHERMO.J.001	black	Fe-CuNi	(2x0.23)C	+ black, - white
CFTHERMO.K.001	green	NiCr-Ni	(2x0.23)C	+ green, - white
CFTHERMO.K.002	green	NiCr-Ni Cu	(2x0.23)C 3G0.5	+ green, - white brown, blue, yellow-green








Example image




Single core flat cable | TPE | chainflex® CFFLAT

- For heaviest duty applications
- TPE outer jacket
- Oil and bio-oil-resistant
- PVC and halogen-free
- UV-resistant
- Hydrolysis and microbe-resistant

Dynamic information

 Bend radius	e-chain® linear flexible	minimum 5 x d
	fixed	minimum 4 x d
	fixed	minimum 3 x d
 Temperature	e-chain® linear flexible	-35°C up to +90°C
	fixed	-50°C up to +90°C (following DIN EN 60811-504)
	fixed	-55°C up to +90°C (following DIN EN 50305)
 v max.	unsupported	10m/s
 a max.	gliding	6m/s
 Travel distance	Unsupported travels and up to 100m for gliding applications, Class 5	

Cable structure

 Conductor	Highly flexible braided special conductor.
 Core insulation	Mechanically high-quality TPE mixture.
 Outer jacket	Low-adhesion, extremely abrasion-resistant and highly flexible TPE mixture, adapted to suit the requirements in e-chains®. Colour: Steel blue (similar to RAL 5011)

Electrical information

 Nominal voltage	600/1,000V (following DIN VDE 0298-3)
 Testing voltage	4,000V (following DIN EN 50395)

Example image












igus® chainflex® CFFLAT

Basic requirements
Travel distance
Oil resistance
Torsion

low	1	2	3	4	5	6	7	highest
unsupported	1	2	3	4	5	6	≥ 400m	
none	1	2	3	4	highest			
none	1	2	3	4	±360°			

Class 7.5.4.1

Properties and approvals

 UV resistance	High
 Oil resistance	Oil-resistant (following DIN EN 60811-404), bio-oil-resistant (following VDMA 24568 with Plantocut 8 S-MB tested by DEA), Class 4
 Silicone-free	Free from silicone which can affect paint adhesion (following PV 3.10.7 – status 1992)
 Halogen-free	Following DIN EN 60754
 UL verified	Certificate No. B129699: "igus 36-month chainflex cable guarantee and service life calculator based on 2 billion test cycles per year" Certificate No. RU C-DE.ME77.B.00863/20
 EAC	
 REACH	In accordance with regulation (EC) No. 1907/2006 (REACH)
 RoHS	Following 2011/65/EC (RoHS-II/RoHS-III)
 Cleanroom	According to ISO Class 1. The outer jacket material of this series complies with CF9.15.07 - tested by IPA according to standard DIN EN ISO 14644-1
 CE	Following 2014/35/EU
 UKCA	In accordance with the valid regulations of the United Kingdom (as at 08/2021)

Typical application areas

- For heavy-duty applications, Class 7
- Unsupported travels and up to 100m for gliding applications, Class 5
- Almost unlimited resistance to oil, also with bio-oils, Class 4
- No torsion, Class 1
- Indoor and outdoor applications, UV-resistant
- Storage and retrieval units for high-bay warehouses, for small installation spaces and bend radii, machining units/machine tools, quick handling, cleanroom, semiconductor insertion, low-temperature applications

Part No.	Number of cores and conductor nominal cross section [mm ²]	Outer dimensions [mm]	Copper index [kg/km]	Weight [kg/km]
CFFLAT.40.01	1x4.0	14.0x5.5	48	117

Note: The given outer diameters are maximum values and may tend toward lower tolerance limits.
G = with green-yellow earth core x = without earth core








Bus cable for hanging applications | PUR








chainflex® CFSPECIAL.182

- For increased tensile load
- PUR outer jacket
- Shielded
- Oil-resistant and coolant-resistant
- Flame-retardant
- PVC and halogen-free
- Notch-resistant
- Hydrolysis and microbe-resistant



Dynamic information

 Bend radius	e-chain® linear flexible	minimum 10 x d minimum 8 x d
	fixed	minimum 5 x d
 Temperature	e-chain® linear flexible	-25°C up to +80°C -40°C up to +80°C (following DIN EN 60811-504)
	fixed	-50°C up to +80°C (following DIN EN 50305)
 v max.	unsupported	10m/s
	gliding	6m/s
 a max.		100m/s ²
 Travel distance		For hanging applications up to 50 m


Cable structure














 Conductor	Stranded conductor in especially bending-resistant version consisting of bare copper wires (following DIN EN 60228).
 Core insulation	According to bus specification.
 Core structure	According to bus specification.
 Core identification	According to bus specification.
 Inner jacket	TPE mixture adapted to suit the requirements in e-chains®.
 Overall shield	Bending-resistant braiding made of tinned copper wires. Coverage linear approx. 70%, optical approx. 90%
 Outer jacket	1. Outer jacket: PUR mixture adapted to suit the requirements in e-chains®. Reinforcement: High tensile strength aramid braid embedded in the outer jacket. 2. Outer jacket: Low-adhesion, halogen-free PUR mixture, highly abrasion and bending-resistant, adapted to suit the requirements in hanging applications (following DIN EN 50363-10-2). Colour: jet black (similar to RAL 9005)

Electrical information

 Nominal voltage	50V 300V (following UL)
 Testing voltage	500V


Properties and approvals

 UV resistance	High
---	------

 Oil resistance	Oil-resistant (in accordance with DIN EN 50363-10-2)
 Offshore	MUD-resistant following NEK 606 - status 2009
 Flame-retardant	According to IEC 60332-1-2, Cable Flame, VW-1, FT1, FT2 / Horizontal Flame
 Silicone-free	Free from silicone which can affect paint adhesion (following PV 3.10.7 – status 1992)
 Halogen-free	Following DIN EN 60754
 UL verified	Certificate No. B129699: "igus 36-month chainflex cable guarantee and service life calculator based on 2 billion test cycles per year"
 UL/CSA AWM	See data sheet for details ► www.igus.eu/CFSPECIAK182
 NFPA	Following NFPA 79-2018, chapter 12.9
 EAC	Certificate No. RU C-DE.ME77.B.00295/19
 REACH	In accordance with regulation (EC) No. 1907/2006 (REACH)
 Lead-free	Following 2011/65/EC (RoHS-II/RoHS-III)
 CE	Following 2014/35/EU
 UKCA	In accordance with the valid regulations of the United Kingdom (as at 08/2021)

Typical application areas

- For increased tensile load
- For hanging applications up to 50 m
- Almost unlimited resistance to oil
- Storage and retrieval units, hanging control units, lifts

Part No.	Number of cores and conductor nominal cross section [mm ²]	Outer diameter (d) max. [mm]	Copper index [kg/km]	Weight [kg/km]
CFSPPECIAL.182.045	(4x(2x0.15))C	9.5	42	136
CFSPPECIAL.182.060 ¹³⁾ 	(4x0.38)C	8.5	37	125

¹³⁾ Colour outer jacket: Yellow-green (RAL 6018)

Note: The given outer diameters are maximum values and may tend toward lower tolerance limits.
G = with green-yellow earth core x = without earth core

Part No.	Characteristic wave impedance approx. [Ω]	Core group	Colour code
Ethernet/CAT5e/PoE			
CFSPPECIAL.182.045	100	(4x(2x0.15))C	white-blue/blue, white-orange/orange, white-green/green, white-brown/brown
Profinet			
CFSPPECIAL.182.060	100	(4x0.38)C	white, orange, blue, yellow (star-quad)



Example image







Control cable for rail vehicles

chainflex® CFSPECIAL.414





- For heaviest duty applications in rail vehicles
- Special outer jacket
- PVC and halogen-free
- Oil-resistant
- Flame-retardant
- Self-extinguishing
- Low toxicity
- Low gas density

Especially for rail vehicles



Dynamic information

 Bend radius	e-chain® linear	minimum 7.5 x d
	flexible	minimum 6 x d
	fixed	minimum 4 x d
 Temperature	e-chain® linear	-20°C up to +80°C
	flexible	-25°C up to +80°C (following DIN EN 60811-504)
	fixed	-30°C up to +80°C (following DIN EN 50305)
 v max.	unsupported	10m/s
 a max.		20m/s ²
 Travel distance		For unsupported travel lengths up to 100m



Cable structure











 Conductor	Fine-wire stranded conductor in especially bending-resistant version consisting of bare copper wires (following DIN EN 60228).
 Core insulation	Mechanically high-quality special mixture.
 Core identification	Black cores with white numbers.
 Outer jacket	Special mixture adapted to suit the requirements in e-chains® (following DIN EN 50264-1 EM 104). Colour: jet black (similar to RAL 9005)

Electrical information

 Nominal voltage	300/500V
 Testing voltage	2,000V

Properties and approvals

 UV resistance	High
 Oil resistance	Oil-resistant (following DIN EN 60811-2-1)

 Flame-retardant	Following DIN EN 45545-2 Fire safety class 3 (HL3)
 Halogen-free	Following DIN EN 60754
 UL verified	Certificate No. B129699: "igus 36-month chainflex cable guarantee and service life calculator based on 2 billion test cycles per year" Certificate No. RU C-DE.ME77.B.00300/19
 EAC	
 REACH	In accordance with regulation (EC) No. 1907/2006 (REACH)
 Lead-free	Following 2011/65/EC (RoHS-II/RoHS-III)
 CE	Following 2014/35/EU
 UKCA	In accordance with the valid regulations of the United Kingdom (as at 08/2021)
 Toxicity	Low toxicity according to EN 50305-9.2
 Smoke gas density	Low smoke gas density according to EN 61034-2

Typical application areas

- Rail vehicles, automatic doors, buses, adjusting equipment

Part No.	Number of cores and conductor nominal cross section [mm ²]	Outer diameter (d) max. [mm]	Copper index [kg/km]	Weight [kg/km]
CFSPPECIAL.414.03.04 ¹¹⁾	4x0.34	5.0	15	36
CFSPPECIAL.414.03.06 ¹¹⁾	6x0.34	6.0	23	51

¹¹⁾ Phase-out model

Note: The given outer diameters are maximum values and may tend toward lower tolerance limits.
G = with green-yellow earth core x = without earth core

Part No.	Core group	Colour code
CFSPPECIAL.414.03.04	4x0.34	black with white numbers 1-4
CFSPPECIAL.414.03.06	6x0.34	black with white numbers 1-6



chainflex® CFSPECIAL.414 in automatic door systems for underground railway vehicles of VAG Verkehrs-Aktiengesellschaft Nürnberg, each approx. 70,000 opening and closing cycles per year. e-chain®: E2 micro series.

igus® chainflex® CFSPECIAL 414

Example image








Bus cable for rail vehicles

chainflex® CFSPECIAL.484








- For heaviest duty applications in rail vehicles
- Special outer jacket
- PVC and halogen-free
- Oil-resistant
- Flame-retardant
- Self-extinguishing
- Low toxicity
- Low gas density

Especially for rail vehicles



Dynamic information

 Bend radius	e-chain® linear flexible	minimum 12.5 x d minimum 10 x d
	fixed	minimum 7 x d
 Temperature	e-chain® linear flexible	-20°C up to +80°C -25°C up to +80°C (following DIN EN 60811-504)
	fixed	-30°C up to +80°C (following DIN EN 50305)
 v max.	unsupported	10m/s
 a max.		20m/s ²
 Travel distance		For unsupported travel lengths up to 100m

Cable structure













 Conductor	Fine-wire stranded conductor in especially bending-resistant version consisting of bare copper wires (following DIN EN 60228).
 Core insulation	According to bus specification.
 Core structure	According to bus specification.
 Core identification	According to bus specification.
 Inner jacket	TPE mixture adapted to suit the requirements in e-chains®.
 Overall shield	Extremely bending-resistant braiding made of tinned copper wires. Coverage linear approx. 70%, optical approx. 90%
 Outer jacket	Special mixture adapted to suit the requirements in e-chains® (following DIN EN 50264-1 EM 104). Colour: jet black (similar to RAL 9005)

Electrical information

 Nominal voltage	50V
 Testing voltage	500V

Example image

Properties and approvals

 UV resistance	High
 Oil resistance	Oil-resistant (following DIN EN 60811-2-1)
 Flame-retardant	Following DIN EN 45545-2 Fire safety class 3 (HL3)
 Halogen-free	Following DIN EN 60754
 UL verified	Certificate No. B129699: "igus 36-month chainflex cable guarantee and service life calculator based on 2 billion test cycles per year" Certificate No. RU C-DE.ME77.B.00295/19
 EAC	EAC
 REACH	In accordance with regulation (EC) No. 1907/2006 (REACH)
 Lead-free	Following 2011/65/EC (RoHS-II/RoHS-III)
 CE	Following 2014/35/EU
 UKCA	In accordance with the valid regulations of the United Kingdom (as at 08/2021)
 Toxicity	Low toxicity according to EN 50305-9.2
 Smoke gas density	Low smoke gas density according to EN 61034-2

Typical application areas

- Rail vehicles, automatic doors, buses, adjusting equipment

Part No.	Number of cores and conductor nominal cross section [mm ²]	Outer diameter (d) max. [mm]	Copper index [kg/km]	Weight [kg/km]
Ethernet/CAT6				
CFSPPECIAL.484.049 ¹¹⁾	(4x(2x0.15))C	8.5	42	86

¹¹⁾ Phase-out model

Note: The given outer diameters are maximum values and may tend toward lower tolerance limits.
G = with green-yellow earth core x = without earth core

Part No.	Characteristic wave impedance approx.	Core group	Colour code
Ethernet/CAT6			
CFSPPECIAL.484.049	100	(4x(2x0.15))C	white-blue/blue, white-orange/orange, white-green/green, white-brown/brown








Data cable for top drive applications| PUR

chainflex® CFSPECIAL.532







- For top drive applications
- For heavy duty applications
- PUR outer jacket
- Shielded
- Oil-resistant and coolant-resistant
- Flame-retardant
- PVC and halogen-free
- UV-resistant
- Hydrolysis and microbe-resistant

For top drive hanging applications up to 50m



Dynamic information

	Bend radius	e-chain® linear flexible	minimum 10 x d
		fixed	minimum 8 x d
		e-chain® linear flexible	minimum 5 x d
	Temperature	e-chain® linear flexible	-25°C up to +80°C
		fixed	-40°C up to +80°C (following DIN EN 60811-504)
		fixed	-50°C up to +80°C (following DIN EN 50305)
	v max.	unsupported	10m/s
		sliding	2m/s
	a max.		50m/s ²
	Travel distance		For top drive hanging applications up to 50m














Cable structure

	Conductor	Stranded conductor in especially bending-resistant version consisting of bare copper wires (following DIN EN 60228).
	Core insulation	Mechanically high-quality, especially low-capacitance XLPE mixture.
	Core structure	Cores twisted in pairs with a short pitch length, core pairs then wound with short pitch lengths.
	Core identification	Black cores with white numbers.
	Overall shield	Extremely bending-resistant braiding made of tinned copper wires. Coverage linear approx. 70%, optical approx. 90%
	Outer jacket	1. Outer jacket: PUR mixture adapted to suit the requirements in e-chains®. Reinforcement: High tensile strength aramid braid embedded in the outer jacket. 2. Outer jacket: Low-adhesion, halogen-free PUR mixture, highly abrasion and bending-resistant, adapted to suit the requirements in top drive hanging applications (following DIN EN 50363-10-2). Colour: jet black (similar to RAL 9005)

Electrical information

	Nominal voltage	600/1,000V (following DIN VDE 0298-3)
	Testing voltage	4,000V (following DIN EN 50395)

Properties and approvals

	UV resistance	High
	Oil resistance	Oil-resistant (in accordance with DIN EN 50363-10-2)
	Offshore	MUD-resistant following NEK 606 - status 2009
	Flame-retardant	According to IEC 60332-1-2, Cable Flame, VW-1, FT1, FT2 / Horizontal Flame
	Silicone-free	Free from silicone which can affect paint adhesion (following PV 3.10.7 – status 1992)
	Halogen-free	Following DIN EN 60754
	UL verified	Certificate No. B129699: „igus 36-month chainflex cable guarantee and service life calculator based on 2 billion test cycles per year“
	UL/CSA AWM	See data sheet for details ► www.igus.eu/CFSPECIAL532
	NFPA	Following NFPA 79-2018, chapter 12.9
	REACH	In accordance with regulation (EC) No. 1907/2006 (REACH)
	Lead-free	Following 2011/65/EC (RoHS-II)
	CE	Following 2014/35/EU
	UKCA	In accordance with the valid regulations of the United Kingdom (as at 08/2021)

Typical application areas

- For high tensile loads
- Almost unlimited resistance to oil
- For top drive hanging applications up to 50m

Part No.	Number of cores and conductor nominal cross section [mm ²]	Outer diameter (d) max. [mm]	Copper index [kg/km]	Weight [kg/km]
CFSPPECIAL.532.15.08.02	(8x(2x1.5)C)C	30.0	513	1014
CFSPPECIAL.532.15.16.02	(16x(2x1.5)C)C	36.5	972	1669

Note: The given outer diameters are maximum values and may tend toward lower tolerance limits.
G = with green-yellow earth core x = without earth core



Example image








Motor cable for top drive applications | PUR

chainflex® CFSPECIAL.562.PE






- For top drive applications
- For heavy duty applications
- PUR outer jacket
- Shielded
- Oil-resistant and coolant-resistant
- Flame-retardant
- PVC and halogen-free
- UV-resistant
- Hydrolysis and microbe-resistant

For top drive hanging applications up to 50m



Dynamic information

 Bend radius	e-chain® linear flexible	minimum 10 x d
	fixed	minimum 8 x d
	e-chain® linear flexible	minimum 5 x d
 Temperature	e-chain® linear flexible	-25°C up to +80°C
	fixed	-40°C up to +80°C (following DIN EN 60811-504)
 v max.	unsupported	10m/s
 a max.	sliding	2m/s
 Travel distance	For top drive hanging applications up to 50m	














Cable structure

 Conductor	Conductor cable consisting of pre-leads (following DIN EN 60228).
 Core insulation	Mechanically high-quality TPE mixture.
 Core identification	Green-yellow
 Overall shield	Extremely bending-resistant braiding made of tinned copper wires. Coverage linear approx. 70%, optical approx. 90%
 Outer jacket	1. Outer jacket: PUR mixture adapted to suit the requirements in e-chains®. Reinforcement: High tensile strength aramid braid embedded in the outer jacket. 2. Outer jacket: Low-adhesion, halogen-free PUR mixture, highly abrasion and bending-resistant, adapted to suit the requirements in top drive hanging applications (following DIN EN 50363-10-2). Colour: jet black (similar to RAL 9005)

Electrical information

 Nominal voltage	600/1,000V (following DIN VDE 0298-3)
 Testing voltage	4,000V (following DIN EN 50395)

Properties and approvals

 UV resistance	High
 Oil resistance	Oil-resistant (in accordance with DIN EN 50363-10-2)
 Offshore	MUD-resistant following NEK 606 - status 2009
 Flame-retardant	According to IEC 60332-1-2, Cable Flame, VW-1, FT1, FT2 / Horizontal Flame
 Silicone-free	Free from silicone which can affect paint adhesion (following PV 3.10.7 – status 1992)
 Halogen-free	Following DIN EN 60754
 UL verified	Certificate No. B129699: „igus 36-month chainflex cable guarantee and service life calculator based on 2 billion test cycles per year“
 UL/CSA AWM	See data sheet for details ► www.igus.eu/CFSPECIAL.562.PE
 NFPA	Following NFPA 79-2018, chapter 12.9
 REACH	In accordance with regulation (EC) No. 1907/2006 (REACH)
 Lead-free	Following 2011/65/EC (RoHS-II)
 CE	Following 2014/35/EU
 UKCA	In accordance with the valid regulations of the United Kingdom (as at 08/2021)

Typical application areas

- For high tensile loads
- Almost unlimited resistance to oil
- For top drive hanging applications up to 50m

Part No.	Number of cores and conductor nominal cross section [mm²]	Outer diameter (d) max. [mm]	Copper index [kg/km]	Weight [kg/km]
CFSPECIAL.562.PE.700.01	1G70	19.5	713	867

Note: The given outer diameters are maximum values and may tend toward lower tolerance limits.
G = with green-yellow earth core x = without earth core








Motor cable for top drive applications | PUR

chainflex® CFSPECIAL.572





- For top drive applications
- For heavy duty applications
- PUR outer jacket
- Shielded
- Oil-resistant and coolant-resistant
- Flame-retardant
- PVC and halogen-free
- UV-resistant
- Hydrolysis and microbe-resistant

For top drive hanging applications up to 50m



Dynamic information

 Bend radius	e-chain® linear flexible	minimum 10 x d
	fixed	minimum 8 x d
	e-chain® linear flexible	-25°C up to +80°C
	fixed	-40°C up to +80°C (following DIN EN 60811-504)
 Temperature	e-chain® linear flexible	-25°C up to +80°C
	fixed	-40°C up to +80°C (following DIN EN 60811-504)
 v max.	unsupported	10m/s
	sliding	2m/s
 a max.		50m/s ²
 Travel distance		For top drive hanging applications up to 50m













Cable structure

 Conductor	Conductor cable consisting of pre-leads (following DIN EN 60228).
 Core insulation	Mechanically high-quality TPE mixture.
 Overall shield	Extremely bending-resistant braiding made of tinned copper wires. Coverage linear approx. 70%, optical approx. 90%
 Outer jacket	1. Outer jacket: PUR mixture adapted to suit the requirements in e-chains®. Reinforcement: High tensile strength aramid braid embedded in the outer jacket. 2. Outer jacket: Low-adhesion, halogen-free PUR mixture, highly abrasion and bending-resistant, adapted to suit the requirements in top drive hanging applications (following DIN EN 50363-10-2). Colour: jet black (similar to RAL 9005)

Electrical information

 Nominal voltage	600/1,000V (following DIN VDE 0298-3)
 Testing voltage	4,000V (following DIN EN 50395)

Properties and approvals

 UV resistance	High
 Oil resistance	Oil-resistant (in accordance with DIN EN 50363-10-2)
 Offshore	MUD-resistant following NEK 606 - status 2009
 Flame-retardant	According to IEC 60332-1-2, Cable Flame, VW-1, FT1, FT2 / Horizontal Flame
 Silicone-free	Free from silicone which can affect paint adhesion (following PV 3.10.7 – status 1992)
 Halogen-free	Following DIN EN 60754
 UL verified	Certificate No. B129699: „igus 36-month chainflex cable guarantee and service life calculator based on 2 billion test cycles per year“
 UL/CSA AWM	See data sheet for details ► www.igus.eu/CFSPECIAL572
 NFPA	Following NFPA 79-2018, chapter 12.9
 REACH	In accordance with regulation (EC) No. 1907/2006 (REACH)
 Lead-free	Following 2011/65/EC (RoHS-II)
 CE	Following 2014/35/EU
 UKCA	In accordance with the valid regulations of the United Kingdom (as at 08/2021)

Typical application areas

- For high tensile loads
- Almost unlimited resistance to oil
- For top drive hanging applications up to 50m

Part No.	Number of cores and conductor nominal cross section [mm ²]	Outer diameter (d) max. [mm]	Copper index [kg/km]	Weight [kg/km]
CFSPECIAL.572.2400.01	(1x240)C	34.5	2581	3081
CFSPECIAL.572.3000.01	(1x300)C	37.5	3189	3799
CFSPECIAL.572.4000.01	(1x400)C	42.0	4269	5007

Note: The given outer diameters are maximum values and may tend toward lower tolerance limits.
G = with green-yellow earth core x = without earth core



igus® chainflex® CFSPECIAL.572

Example image



Cable for axis 7 on robots | PUR | CFSPECIAL.792



- PUR outer jacket
- Shielded
- Oil-resistant and coolant-resistant
- Flame-retardant
- PVC and halogen-free
- Notch-resistant
- Hydrolysis and microbe-resistant

Dynamic information

Bend radius	e-chain® linear	minimum 10 x d
	flexible	minimum 8 x d
	fixed	minimum 5 x d
Temperature	e-chain® linear	-25°C up to +80°C
	flexible	-40°C up to +80°C (following DIN EN 60811-504)
	fixed	-50°C up to +80°C (following DIN EN 50305)
v max.	unsupported	3m/s
	gliding	2m/s
a max.		20m/s ²
Travel distance		Unsupported travels and up to 100m for gliding applications, Class 5

Cable structure

Conductor	Finely stranded conductor consisting of bare copper wires (following DIN EN 60228).
Core insulation	Mechanically high-quality TPE mixture.
Core identification	► Product range table
Inner jacket	TPE mixture adapted to suit the requirements in e-chains®.
Overall shield	Bending-resistant braiding made of tinned copper wires. Coverage linear approx. 50%, optical approx. 80%
Outer jacket	Low-adhesion, halogen-free, highly abrasion resistant PUR mixture, adapted to suit the requirements in e-chains® (following DIN EN 50363-10-2) Colour: jet black (similar to RAL 9005)

Electrical information

Nominal voltage	600/1,000V (following DIN VDE 0298-3) 1,000V (following UL)
Testing voltage	4,000V (following DIN EN 50395)

Properties and approvals

UV resistance	High
Oil resistance	Oil-resistant (following DIN EN 50363-10-2), Class 3
Offshore	MUD-resistant following NEK 606 - status 2009
Flame-retardant	According to IEC 60332-1-2, Cable Flame, VW-1, FT1, FT2 / Horizontal Flame
Silicone-free	Free from silicone which can affect paint adhesion (following PV 3.10.7 – status 1992)
Halogen-free	Following DIN EN 60754
UL verified	Certificate No. B129699: "igus 36-month chainflex cable guarantee and service life calculator based on 2 billion test cycles per year" See data sheet for details ► www.igus.eu/CFSPECIAL792
UL/CSA AWM	
NFPA	Following NFPA 79-2018, chapter 12.9
EAC	Certificate No. RU C-DE.ME77.B.00302/19
REACH	In accordance with regulation (EC) No. 1907/2006 (REACH)
Lead-free	Following 2011/65/EC (RoHS-II/RoHS-III)
CE	Following 2014/35/EU
UKCA	In accordance with the valid regulations of the United Kingdom (as at 08/2021)

Typical application areas

- Reliable e-chain® cable for the seventh robot axis
- Electrical properties in line with Kuka (.011/.013/.014), ABB (.012) and Fanuc (.015/.016)



igus® chainflex® CFSPECIAL.792

Example image

Cable for axis 7 on robots | PUR | CFSPECIAL.792

igus® chainflex® CFSPECIAL.792



Example image

Part No.	Number of cores and Conductor nominal cross section [mm ²]	Outer diameter (d) max. [mm]	Copper index [kg/km]	Weight [kg/km]	Part No.	Core group	Colour code
ABB							
CFSPECIAL.792.012	(18G2.5)C	25.5	545	882	CFSPECIAL.792.012	(18G2.5)C	Black cores with white numbers 1-17, one green-yellow core
Fanuc							
CFSPECIAL.792.015	(7x(6x2.0))C	36.5	999	1747	CFSPECIAL.792.015	(7x(6x2.0))C	Black cores with white numbers 1-29 Blue cores with white numbers 1-4 Yellow cores with black numbers 1-9
CFSPECIAL.792.016	(5x(4x0.25)+10x(3x0.75))C	26.5	422	877	CFSPECIAL.792.016	5x(4x0.25) 10x(3x0.75)	(blue/violet/brown/green), (grey/violet/yellow/brown), (grey/blue/brown/green), (grey/blue/green/yellow), (green/violet/brown/yellow) Brown cores with white numbers 1, 7, 24 & 30 Black cores with white numbers 16-21 Blue cores with white numbers 2, 8 & 25 Green cores with black numbers 3, 9 & 26 Yellow cores with black numbers 5, 22 & 28 Red cores with white numbers 11-15 Violet cores with white numbers 4, 10 & 27 Grey cores with black numbers 6, 23 & 29
Kuka							
CFSPECIAL.792.011	(5x(2x6.0+2x2.5)+2x(6x1.0)C)C	35.5	1250	2033	CFSPECIAL.792.011	10x6.0 10x2.5 2x(6x1.0)C	Black cores with white numbers 1-9, one green-yellow core Black cores with white numbers 10-18, one green-yellow core Black cores with white numbers 19-30
CFSPECIAL.792.013	((6x1.5)C+3x(3x4)+1G6)C	28.0	679	1220	CFSPECIAL.792.013	(6x1.5)C 3x(3x4) 1G6	Black cores with white numbers 10-15 Black cores with white numbers 1-9 Green-yellow core
CFSPECIAL.792.014	(2x(3x1.5)C+3x(3x10)+1G10)C	35.5	1340	2122	CFSPECIAL.792.014	2x(3x1.5)C 3x(3x10) 1G10	Black cores with white numbers 10-15 Black cores with white numbers 1-9 Green-yellow core

Note: The given outer diameters are maximum values and may tend toward lower tolerance limits.
G = with green-yellow earth core x = without earth core

