

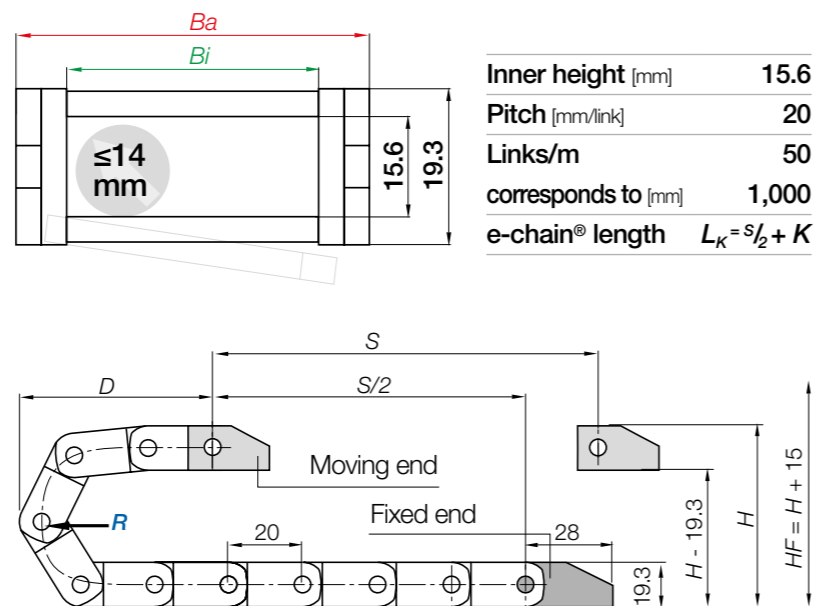
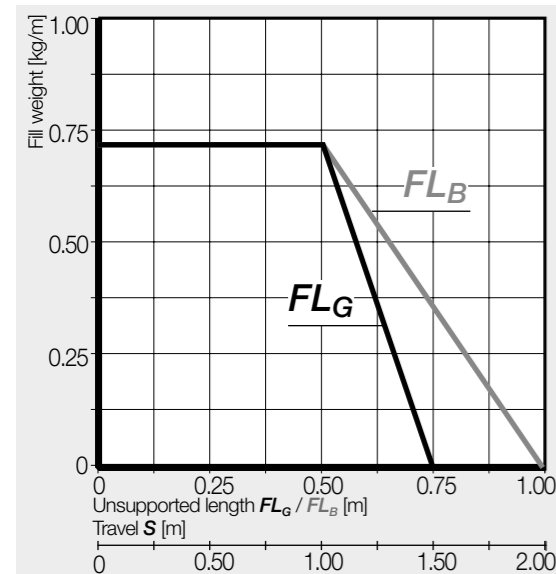


e-chains® | Series 094 | Openable along the inner radius from one side with film hinge

Part No.	Bi	Ba	R Available bend radii	Weight
e-chains®	[mm]	[mm]	[mm]	[kg/m]
094.10.R.0	10	18.2	028 038 048	≈ 0.23
094.16.R.0	16	24.2	028 038 048	≈ 0.24
094.20.R.0	20	28.2	028 038 048	≈ 0.25
094.30.R.0	30	38.2	028 038 048	≈ 0.28

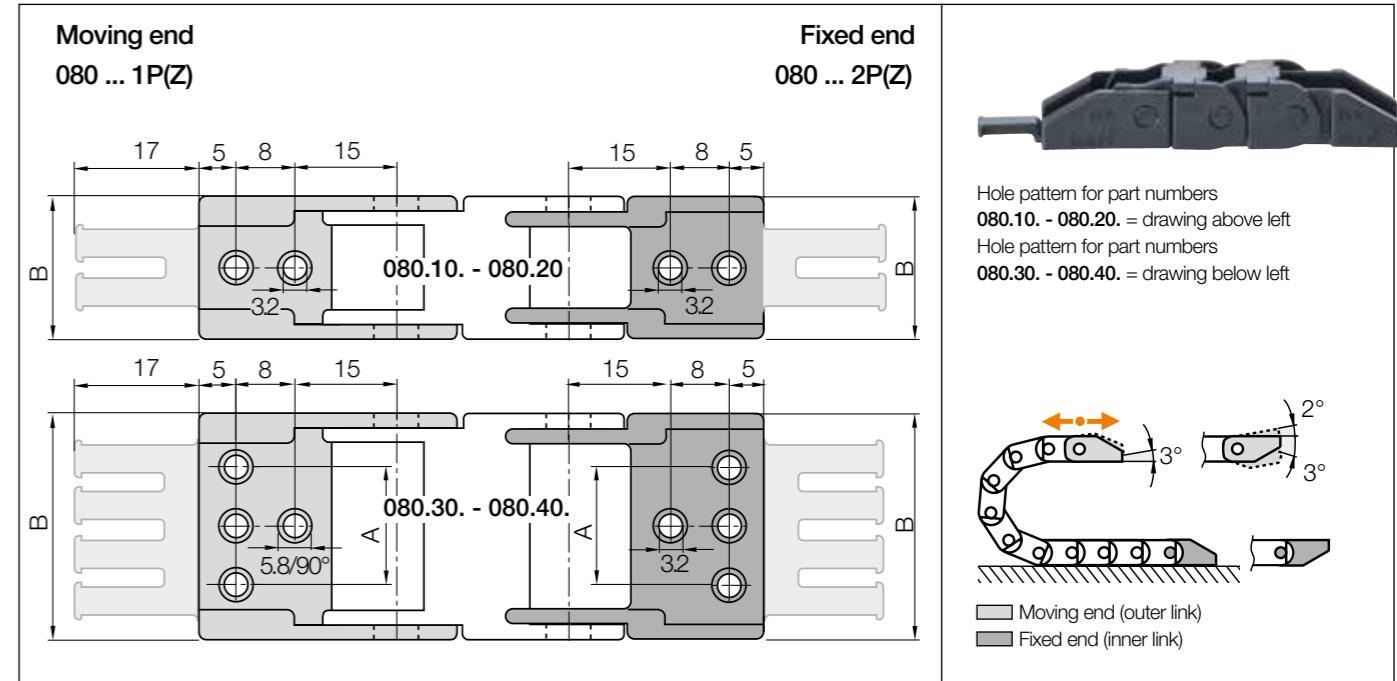
Complete Part No. with required radius (R). Example: 094.10.028.0

Installation dimensions



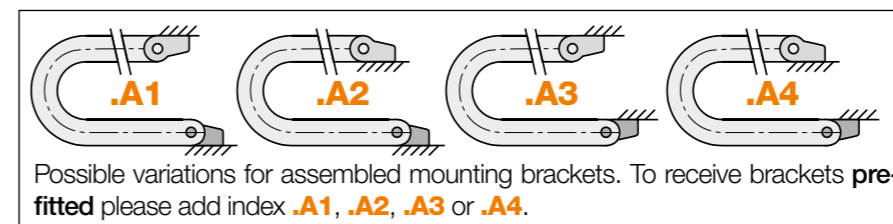
R	028	038	048
H	75	95	115
D	68	78	88
K	130	160	195

The required clearance height: $H_F = H + 15\text{mm}$ (with 0.3kg/m fill weight)



Width index	Part No. full set with tiewrap plates	Part No. full set without tiewrap plates	A [mm]	B [mm]	Number of teeth
10.	080.10.12PZ	080.10.12	-	18.2	1
16.	080.16.12PZ	080.16.12	-	24.2	2
20.	080.20.12PZ	080.20.12	-	28.2	2
30.	080.30.12PZ	080.30.12	22	38.2	3

Material mounting bracket - igumid G, temperature: -40° up to +120°C, VDE 0304 IIC UL94-HB



Possible variations for assembled mounting brackets. To receive brackets pre-fitted please add index .A1, .A2, .A3 or .A4.

080.10.12PZ.A1 Order example
 .A... to indicate option with brackets pre-fitted
 With integrated strain relief tiewrap plates
 Full set
 Series