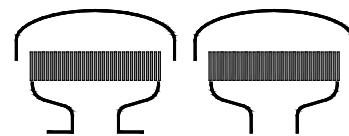


Type sheet

Deflagration proof ventilation hood

KITO® VEH-4-IIB3-...

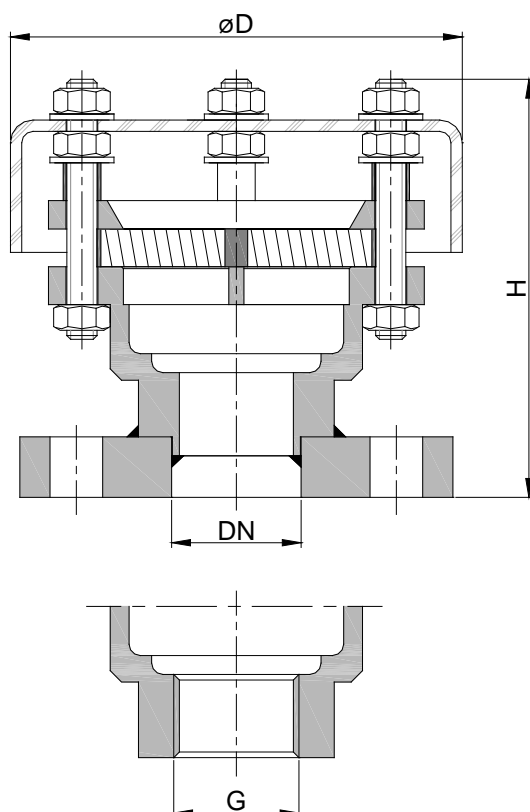
KITO® VEH-5-IIB3-...



Application

As breather/venting safety device for small tank facilities, explosion proof for flammable fluids of explosion group IIB3 with a gap width (NSW) ≥ 0.65 mm and an maximum operating temperature of 60 °C. This device is not permitted to be installed in enclosed areas. Structure on storage tanks, tank covers or at the end of ventilation pipes. The end armature prevents passage of flame into the tank. The gases enter the storage medium unimpeded into the atmosphere.

Dimensions (mm)



Type	G	DN DIN	ASME	D	H (DIN, ASME)	H (G)	kg
VEH-4-IIB3-...	G 1/2"	15 PN 40	1/2"	90	~100	86	0.6
	G 3/4"	20 PN 40	3/4"				0.6
VEH-5-IIB3-...	G 1"	25 PN 40	1"	120	~116	100	1.0
	G 1 1/4"	32 PN 40	1 1/4"				1.0

Weight refers to the standard design

Example for order

KITO® VEH-4-IIB3-20

(design with flange connection DN 20 PN 40)

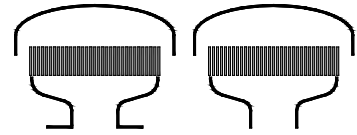
Type examination certificate to EN ISO 16852 and CE-marking in accordance to ATEX-Directive 2014/34/EU

Type sheet

Deflagration proof ventilation hood

KITO® VEH-4-IIB3-...

KITO® VEH-5-IIB3-...



Design

	standard	optionally
housing	steel	stainless steel mat. no. 1.4571
KITO®-flame arrester element	completely interchangeable	
KITO®-grid	stainless steel mat. no. 1.4310	stainless steel mat. no. 1.4571
weather hood	PMMA	
connection	threaded format	flange EN 1092-1 type A, flange ASME B16.5 Class 150 RF

Performance curves

Flow capacity V based on air of a density $\rho = 1.29 \text{ kg/m}^3$ at $T = 273 \text{ K}$ and atmospheric pressure $p = 1.013 \text{ mbar}$. For other gases the flow can be approximately calculated by

$$\dot{V} = \dot{V}_b \cdot \sqrt{\frac{\rho_b}{1.29}} \quad \text{or} \quad \dot{V}_b = \dot{V} \cdot \sqrt{\frac{1.29}{\rho_b}}$$

