


ODORIZING NOZZLE  
EXCHANGE VALVE



EYE




**NEW!**

THE BALL VALVE  
WITH AN EYE  
FOR DETAIL



BÖHMER OEV



REDUCES INSPECTION COSTS  
CREATES SAFETY

AT A GLANCE!



**HENNlich -  
ŽIJEME TECHNIKOU**

**o.z. HYDRO-TECH HENNlich s.r.o.**  
Českolipská 9, 412 01 Litoměřice

**Telefon:** +420 416 711 222  
**E-mail:** hydro-tech@hennlich.cz

[www.hennlich.cz/hydro-tech](http://www.hennlich.cz/hydro-tech)





## HAVE YOU GOT YOUR EYE ON YOUR INJECTION NOZZLES?

**The DVGW (German Technical and Scientific Association for Gas and Water) recommends: Check your injection nozzles regularly to ensure fault-free odorization!**

During odorization, secondary gas substances and dust form deposits on the vaporization bodies of injection nozzles. In the course of time, the odour substances and deposits form a sticky substance on the surface of the injection nozzle.



The vaporization surfaces of the injection nozzles are minimized and the odour substance can no longer be fully vaporized. Over time, the injection nozzles lose their function and – in extreme cases – can break off under the influence of the media flow and vibrations.

## THE DVGW RECOMMENDS: INSPECT INJECTION NOZZLES REGULARLY!

**Faulty injection nozzles restrict the odorization processes. Liquid odour substance drops into the gas pipeline and leads to a hardening of valves and fittings. The failure of a valve is expensive. It means high costs for acquisition, replacement and plant down-times.**

## UNTIL NOW, MAINTENANCE AND SERVICE WORK HAS BEEN DISRUPTIVE AND EXPENSIVE

At present, gas is predominantly odorized at the system outlet. The injection nozzle feeds the odorant directly into the pipeline.

**In order to inspect an injection nozzle, the complete pipeline usually has to be shut off and the nozzle removed.** This means shutting down the system for the period of work. Under certain circumstances, a service provider has to be contracted to provide the gas supply as an alternative.



## FOCUSSED ON EFFICIENCY

The odorization nozzle exchange valve (OEV) was developed jointly by Innogy and Böhrmer in order to simplify injection nozzle maintenance and service.




Unlike the classical method of installation in the pipeline, with the OEV the **injection nozzle is installed directly into the ball valve**.

To service the injection nozzle, the valve is shut off and its interior chamber depressurized. The gas flow is fed on via a by-pass pipeline.

The ball opens up the view to the injection nozzle. **The inspection window makes it possible to inspect the injection nozzle without removal. To exchange, the injection nozzle is removed from the odour line simply by hand and screwed out of the ball valve.**

Thanks to the OEV, these procedures now hardly take any time at all. The valve increases the efficiency of inspection and maintenance work and makes it possible to achieve a significant saving of costs.



ODORIZING NOZZLE  
EXCHANGE VALVE



- ◇ SAVES TIME AND MONEY
- ◇ INSPECTION WITHOUT REMOVAL
- ◇ EASY TO EXCHANGE
- ◇ ALTERNATIVE SUPPLY UNNECESSARY
- ◇ ONLY REQUIRES ONE PERSON



Design:\*

- // Fully welded ball valve with flanges
- // Double Block & Bleed
- // Outlet valve for depressurizing the cavity
- // Selector shaft with injection nozzle connector
- // Integrated inspection window for easy injection nozzle inspection



Nominal sizes:\*

// 6 - 20 Inches



Pressure stages:\*

// PN 16 - 100

\* Alternative designs available on request

- ① INJECTION NOZZLE
- ② INJECTION NOZZLE CONNECTOR
- ③ INSPECTION WINDOW
- ④ BALL
- ⑤ STEM

In cooperation with:

**WESTNETZ**

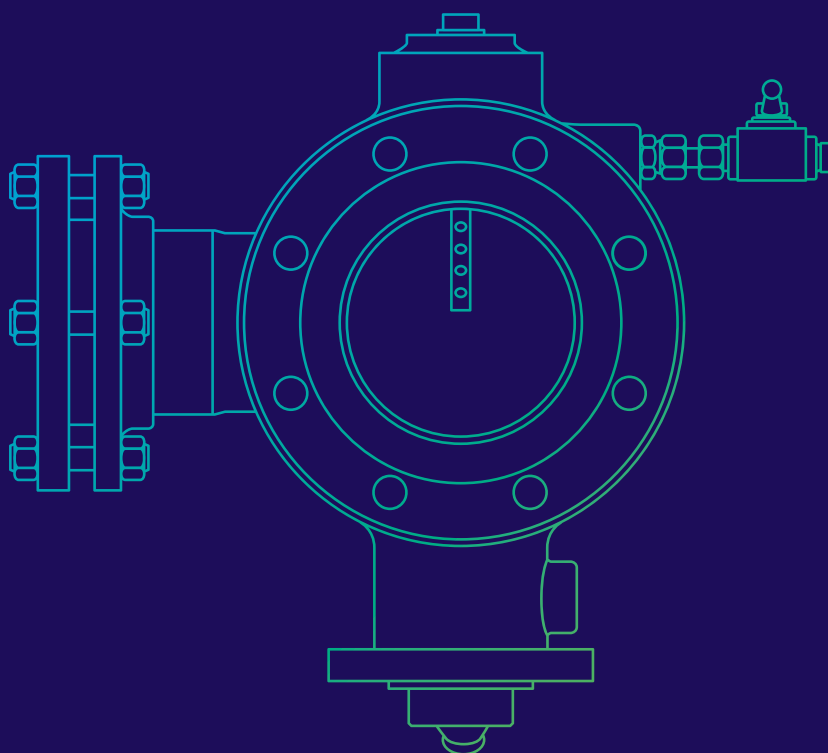




**BÖHMER GmbH**

Gedulderweg 95  
45549 Sprockhövel / Germany

Phone: +49 2324 7001-0  
Fax: +49 2324 7001-79  
E-Mail: boehmer@boehmer.de



[www.boehmer.de](http://www.boehmer.de)

OWE1.0EN