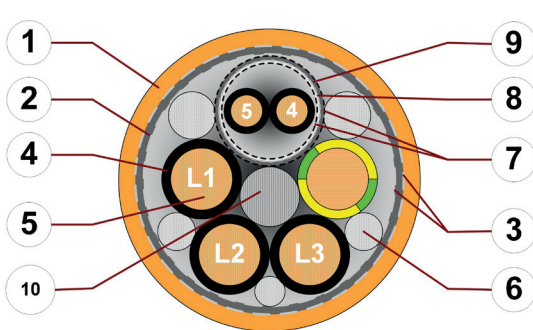


# Data sheet

## chainflex® CF270.UL.D



Servo cable (Class 4.2.3.1) ● For medium duty applications ● PUR outer jacket ● Shielded ● Oil resistant and coolant-resistant ● Notch-resistant ● Flame retardant ● Hydrolysis and microbe-resistant ● PVC and halogen-free



1. Outer jacket: Pressure extruded PUR mixture
2. Overall shield: Bending-resistant braiding made of tinned copper wires.
3. Banding: Plastic fleece
4. Core insulation: Mechanically high-quality, especially low-capacitance XLPE mixture
5. Conductor: Especially bending-resistant version consisting of bare copper wires
6. Filling: Plastic yarns
7. Element banding: Plastic foil
8. Shield foil: Aluminium-coated polyester foil
9. Element shield: Bending-resistant braiding made of tinned copper wires.
10. Strain relief: Tensile stress-resistant centre element

**Example image**  
For detailed overview please see design table

### Cable structure

	<b>Conductor</b>	Stranded conductor in bending-resistant version consisting of bare copper wires (following DIN EN 60228).
	<b>Core insulation</b>	Mechanically high-quality, especially low-capacitance XLPE mixture.
	<b>Core structure</b>	Power cores and control pair elements wound with a short pitch length around a high tensile strength centre element.
	<b>Core identification</b>	<p><b>Power cores:</b> Black cores with white numbers, one green-yellow core.</p> <p>1. Core: U / L1 / C / L+</p> <p>2. Core: V / L2</p> <p>3. Core: W / L3 / D / L-</p> <p><b>1 Control pair:</b> Black cores with white numbers.</p> <p>1. Control core: 4 2. Control core: 5</p> <p><b>2 Control pairs:</b> Black cores with white numbers.</p> <p>1. Control core: 5 2. Control core: 6</p> <p>3. Control core: 7 4. Control core: 8</p>
	<b>Element shield</b>	Bending-resistant braiding made of tinned copper wires.
	<b>Intermediate layer</b>	Foil taping over the outer layer.
	<b>Overall shield</b>	Bending-resistant braiding made of tinned copper wires. Coverage approx. 55 % linear, approx. 80 % optical
	<b>Outer jacket</b>	Low-adhesion, halogen-free, highly abrasion resistant PUR mixture, adapted to suit the requirements in e-chains® (following DIN EN 50363-10-2). <b>Colour:</b> Pastel orange (similar to RAL 2003) <b>Printing:</b> black

„00000 m\*\* igus chainflex CF270.UL.-.-.-.D① ---② 600/1000V E310776

cRUus AWM Style 21223 VW-1 AWM I/II A/B 80°C 1000V FT1 EAC CE UKCA

DESINA RoHS-II conform www.igus.eu +++ chainflex cable works +++

\* **Length printing:** Not calibrated. Only intended as an orientation aid.  
① / ② Cable identification according to Part No. (see technical table).  
Example: ... chainflex **CF270.UL.15.15.02.01.D (4G1.5+(2x1.5)C)C 600/1000V ...**



Example image

12/2022

© igus® GmbH. Subject to misprints and errors. Technical modifications are possible at any time. Maybe older batches do not have all or other features. Please refer regarding the availability of the items especially the information in the latest chainflex® catalogue.

# Data sheet

## chainflex® CF270.UL.D



Servo cable (Class 4.2.3.1) ● For medium duty applications ● PUR outer jacket ● Shielded ● Oil resistant and coolant-resistant ● Notch-resistant ● Flame retardant ● Hydrolysis and microbe-resistant ● PVC and halogen-free

### Dynamic information

	<b>Bend radius</b>	e-chain® linear flexible fixed	minimum 10 x d minimum 8 x d minimum 5 x d
	<b>Temperature</b>	e-chain® linear flexible fixed	-25 °C up to +80 °C -40 °C up to +80 °C (following DIN EN 60811-504) -50 °C up to +80 °C (following DIN EN 50305)
	<b>v max.</b>	unsupported gliding	10 m/s 2 m/s
	<b>a max.</b>		50 m/s <sup>2</sup>
	<b>Travel distance</b>		Unsupported travels and up to 10 m for gliding applications, Class 2

These values are based on specific applications or tests. They do not represent the limit of what is technically feasible.

### Guaranteed service life according to guarantee conditions

Double strokes	5 million	7.5 million	10 million
Temperature, from/to [°C]	R min. [factor x d]	R min. [factor x d]	R min. [factor x d]
-25/-15	12.5	13.5	14.5
-15/+70	10	11	12
+70/+80	12.5	13.5	14.5

Minimum guaranteed service life of the cable under the specified conditions. The installation of the cable is recommended within the middle temperature range.

### Electrical information

	<b>Nominal voltage</b>	600/1000 V (following DIN VDE 0298-3) 1000 V (following UL)
	<b>Testing voltage</b>	4000 V (following DIN EN 50395)



Example image



12/2022

© igus® GmbH. Subject to misprints and errors. Technical modifications are possible at any time. Maybe older batches do not have all or other features. Please refer regarding the availability of the items especially the information in the latest chainflex® catalogue.

2/8





# Data sheet

## chainflex® CF270.UL.D



Servo cable (Class 4.2.3.1) ● For medium duty applications ● PUR outer jacket ● Shielded ● Oil resistant and coolant-resistant ● Notch-resistant ● Flame retardant ● Hydrolysis and microbe-resistant ● PVC and halogen-free

### Properties and approvals

	<b>UV resistance</b>	Medium
	<b>Oil resistance</b>	Oil-resistant (following DIN EN 50363-10-2), Class 3
	<b>Offshore</b>	MUD-resistant following NEK 606 - status 2009
	<b>Flame retardant</b>	According to IEC 60332-1-2, FT1, VW-1
	<b>Silicone-free</b>	Free from silicone which can affect paint adhesion (following PV 3.10.7 – status 1992)
	<b>Halogen-free</b>	Following DIN EN 60754
	<b>UL verified</b>	Certificate No. B129699: „igus 36-month chainflex cable guarantee and service life calculator based on 2 billion test cycles per year“
	<b>UL/CSA AWM</b>	See table UL/CSA AWM for details
	<b>NFPA</b>	Following NFPA 79-2018, chapter 12.9
	<b>EAC</b>	Certificate No. RU C-DE.ME77.B.00863/20
	<b>REACH</b>	In accordance with regulation (EC) No. 1907/2006 (REACH)
	<b>Lead-free</b>	Following 2011/65/EC (RoHS-II/RoHS-III)
	<b>Cleanroom</b>	According to ISO Class 1. The outer jacket material of this series complies with CF77. UL.05.12.D - tested by IPA according to standard DIN EN ISO 14644-1
	<b>DESINA</b>	According to VDW, DESINA standardisation
	<b>CE</b>	Following 2014/35/EU
	<b>UKCA</b>	In accordance with the valid regulations of the United Kingdom (as at 08/2021)



igus 36-month chainflex cable guarantee and service life calculator based on 2 billion test cycles per year



Example image

igus® chainflex® CF270.UL.D

12/2022

© igus® GmbH. Subject to misprints and errors. Technical modifications are possible at any time. Maybe older batches do not have all or other features. Please refer regarding the availability of the items especially the information in the latest chainflex® catalogue.

3/8

# Data sheet

## chainflex® CF270.UL.D



Servo cable (Class 4.2.3.1) ● For medium duty applications ● PUR outer jacket ● Shielded ● Oil resistant and coolant-resistant ● Notch-resistant ● Flame retardant ● Hydrolysis and microbe-resistant ● PVC and halogen-free

### Properties and approvals

#### UL/CSA AWM Details

Conductor nominal cross section [mm <sup>2</sup> ]	UL style core insulation	UL style outer jacket	UL Voltage Rating [V]	UL Temperature Rating [°C]
0.34	10989	21223	1000	80
0.75	10989	21223	1000	80
1	10989	21223	1000	80
1.5	10989	21223	1000	80
2.5	10989	21223	1000	80
4	10989	21223	1000	80
6	10989	21223	1000	80
10	10989	21223	1000	80
16	10989	21223	1000	80
25	10989	21223	1000	80
35	10989	21223	1000	80
50	10989	21223	1000	80
70	10989	21223	1000	80

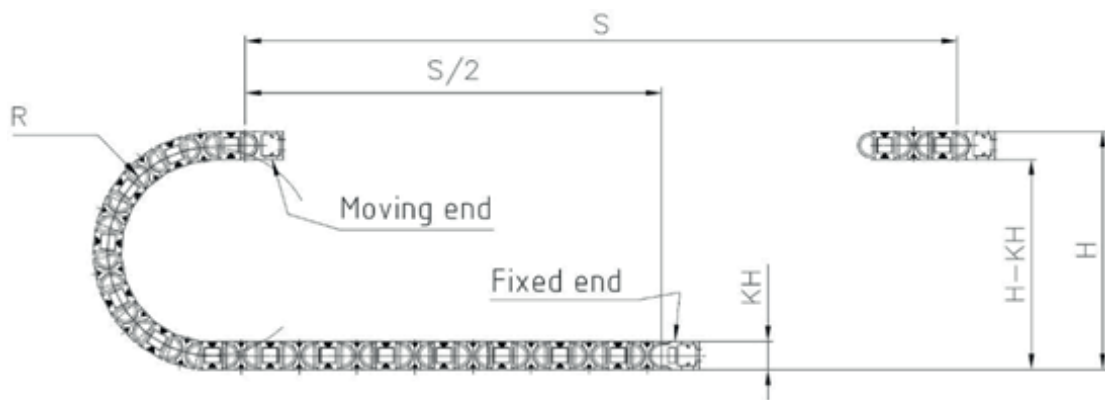


igus 36-month chainflex cable guarantee and service life calculator based on 2 billion test cycles per year



### Typical lab test setup for this cable series

- Test bend radius R approx. 75 - 300 mm
- Test travel S approx. 1 - 15 m
- Test duration minimum 2 - 4 million double strokes
- Test speed approx. 0.5 - 2 m / s
- Test acceleration approx. 0.5 - 1.5 m / s<sup>2</sup>



### Typical application areas

- For medium duty applications, Class 4
- Unsupported travel distances and up to 10 m for gliding applications, Class 2
- Almost unlimited resistance to oil, Class 3
- No torsion, Class 1
- Indoor and outdoor applications without direct solar radiation
- Machining units/machine tools, low temperature applications

Example image



12/2022

© igus® GmbH. Subject to misprints and errors. Technical modifications are possible at any time. Maybe older batches do not have all or other features. Please refer regarding the availability of the items especially the information in the latest chainflex® catalogue.

4/8

# Data sheet

## chainflex® CF270.UL.D



Servo cable (Class 4.2.3.1) ● For medium duty applications ● PUR outer jacket ● Shielded  
 ● Oil resistant and coolant-resistant ● Notch-resistant ● Flame retardant ● Hydrolysis and  
 microbe-resistant ● PVC and halogen-free

### Technical tables:

#### Mechanical information

Part No.	Number of cores and conductor nominal cross section [mm²]	Outer diameter (d) max. [mm]	Copper index [kg/km]	Weight [kg/km]
<b>1 Control pair shielded</b>				
CF270.UL.15.15.02.01.D	(4G1.5+(2x1.5)C)C	11.5	146	190
CF270.UL.25.15.02.01.D	(4G2.5+(2x1.5)C)C	13.0	195	248
CF270.UL.40.15.02.01.D	(4G4.0+(2x1.5)C)C	15.0	260	328
CF270.UL.60.15.02.01.D	(4G6.0+(2x1.5)C)C	16.5	350	430
CF270.UL.100.15.02.01.D	(4G10+(2x1.5)C)C	19.0	541	624
CF270.UL.160.15.02.01.D	(4G16+(2x1.5)C)C	22.0	786	900
<b>2 Control pairs shielded</b>				
CF270.UL.07.03.02.02.D	(4G0.75+2x(2x0.34)C)C	11.0	96	151
CF270.UL.10.07.02.02.D	(4G1.0+2x(2x0.75)C)C	12.5	139	200
CF270.UL.15.07.02.02.D	(4G1.5+2x(2x0.75)C)C	12.5	162	210
CF270.UL.25.15.02.02.D	(4G2.5+2x(2x1.5)C)C	15.5	265	322
CF270.UL.40.15.02.02.D	(4G4.0+2x(2x1.5)C)C	16.5	322	403
CF270.UL.60.15.02.02.D	(4G6.0+2x(2x1.5)C)C	18.5	407	505
CF270.UL.100.15.02.02.D	(4G10+2x(2x1.5)C)C	21.0	604	703
CF270.UL.160.15.02.02.D	(4G16+2x(2x1.5)C)C	24.0	857	997
CF270.UL.250.15.02.02.D	(4G25+2x(2x1.5)C)C	27.5	1219	1422
<b>without control pair</b>				
CF270.UL.07.04.D	(4G0.75)C	8.0	47	81
CF270.UL.10.06.D	(6G1.0)C	9.5	87	133
CF270.UL.15.04.D	(4G1.5)C	9.0	78	116
CF270.UL.25.04.D	(4G2.5)C	10.5	129	173
CF270.UL.40.04.D	(4G4.0)C	12.5	193	255
CF270.UL.60.04.D	(4G6.0)C	14.5	297	356
CF270.UL.100.04.D	(4G10)C	17.0	495	551
CF270.UL.160.04.D	(4G16)C	20.5	755	819
CF270.UL.250.04.D	(4G25)C	25.0	1117	1256
CF270.UL.350.04.D	(4G35)C	28.0	1597	1696
<b>Spindle cable/Single core</b>				
CF270.UL.60.01.D	(1x6.0)C	7.5	72	95
CF270.UL.100.01.D	(1x10)C	8.5	114	145
CF270.UL.160.01.D	(1x16)C	9.5	178	209
CF270.UL.250.01.D	(1x25)C	11.0	269	304
CF270.UL.350.01.D	(1x35)C	13.0	374	419
CF270.UL.500.01.D	(1x50)C	15.0	525	579
CF270.UL.700.01.D	(1x70)C	17.0	751	804

**Note:** The given outer diameters are maximum values and may tend toward lower tolerance limits.  
 G = with green-yellow earth core x = without earth core



Example image



12/2022

© igus® GmbH. Subject to misprints and errors. Technical modifications are possible at any time. Maybe older batches do not have all or other features. Please refer regarding the availability of the items especially the information in the latest chainflex® catalogue.

5/8

# Data sheet

## chainflex® CF270.UL.D



Servo cable (Class 4.2.3.1) ● For medium duty applications ● PUR outer jacket ● Shielded  
 ● Oil resistant and coolant-resistant ● Notch-resistant ● Flame retardant ● Hydrolysis and  
 microbe-resistant ● PVC and halogen-free



### Electrical information

Conductor nominal cross section [mm <sup>2</sup> ]	Maximum conductor resistance at 20 °C (following DIN EN 50289-1-2) [Ω/km]	Max. current rating at 30 °C [A]
0.34	57	7
0.75	26	14
1	19.5	17
1.5	13.3	21
2.5	8	30
4	4.95	41
6	3.3	53
10	1.91	74
16	1.33	99
25	0.78	131
35	0.56	179
50	0.39	228
75	0.28	285

The final maximum current rating depends among other things on the ambient conditions, the type of the installation and the number of loaded cores.



igus 36-month chainflex cable guarantee and service life calculator based on 2 billion test cycles per year



12/2022

© igus® GmbH. Subject to misprints and errors. Technical modifications are possible at any time. Maybe older batches do not have all or other features. Please refer regarding the availability of the items especially the information in the latest chainflex® catalogue.

6/8

# Data sheet

## chainflex® CF270.UL.D



Servo cable (Class 4.2.3.1) ● For medium duty applications ● PUR outer jacket ● Shielded  
 ● Oil resistant and coolant-resistant ● Notch-resistant ● Flame retardant ● Hydrolysis and  
 microbe-resistant ● PVC and halogen-free

### Capacity

Part No.	Power cores		Control cores	
	Core/Core Capacity [approx. pF / m]	Core/Shield Capacity [approx. pF / m]	Core/Core Capacity [approx. pF / m]	Core/Shield Capacity [approx. pF / m]
<b>1 Control pair shielded</b>				
CF270.UL.15.15.02.01.D	80	140	120	210
CF270.UL.25.15.02.01.D	105	185	120	210
CF270.UL.40.15.02.01.D	115	200	120	210
CF270.UL.60.15.02.01.D	120	210	120	210
CF270.UL.100.15.02.01.D	140	245	120	210
CF270.UL.160.15.02.01.D	140	245	120	210
CF270.UL.250.15.02.01.D	145	255	120	210
<b>2 Control pairs shielded</b>				
CF270.UL.07.03.02.02.D	60	105	75	130
CF270.UL.10.07.02.02.D	95	155	100	175
CF270.UL.15.07.02.02.D	80	140	100	175
CF270.UL.25.15.02.02.D	105	185	120	210
CF270.UL.40.15.02.02.D	115	200	120	210
CF270.UL.60.15.02.02.D	120	210	120	210
CF270.UL.100.15.02.02.D	140	245	120	210
CF270.UL.160.15.02.02.D	140	245	120	210
CF270.UL.250.15.02.02.D	145	255	120	210
<b>without control pair</b>				
CF270.UL.07.04.D	60	105	-	-
CF270.UL.10.06.D	80	135	-	-
CF270.UL.15.04.D	85	140	-	-
CF270.UL.25.04.D	105	185	-	-
CF270.UL.40.04.D	115	200	-	-
CF270.UL.60.04.D	120	210	-	-
CF270.UL.100.04.D	140	245	-	-
CF270.UL.160.04.D	140	245	-	-
CF270.UL.250.04.D	145	255	-	-
CF270.UL.350.04.D	145	255	-	-
<b>Spindle cable/Single core</b>				
CF270.UL.60.01.D	-	430	-	-
CF270.UL.100.01.D	-	410	-	-
CF270.UL.160.01.D	-	565	-	-
CF270.UL.250.01.D	-	545	-	-
CF270.UL.350.01.D	-	610	-	-
CF270.UL.500.01.D	-	720	-	-
CF270.UL.700.01.D	-	790	-	-



igus 36-month chainflex cable guarantee and service life calculator based on 2 billion test cycles per year



12/2022

© igus® GmbH. Subject to misprints and errors. Technical modifications are possible at any time. Maybe older batches do not have all or other features. Please refer regarding the availability of the items especially the information in the latest chainflex® catalogue.

7/8

# Data sheet


## chainflex® CF270.UL.D



Servo cable (Class 4.2.3.1) ● For medium duty applications ● PUR outer jacket ● Shielded  
 ● Oil resistant and coolant-resistant ● Notch-resistant ● Flame retardant ● Hydrolysis and  
 microbe-resistant ● PVC and halogen-free

### Design table

Art.-Nr.	Number of cores	Core design
CF270.UL.XX.XX.02.01.D	4+1x2	
CF270.UL.XX.XX.02.02.D	4+2x2	
CF270.UL.XX.XX.04.D	4+1x4	
CF270.UL.XX.04.D	4	
CF270.UL.XX.06.D	6	
CF270.UL.XX.01.D	1	



12/2022

© igus® GmbH. Subject to misprints and errors. Technical modifications are possible at any time. Maybe older batches do not have all or other features. Please refer regarding the availability of the items especially the information in the latest chainflex® catalogue.

8/8