

Dynamic, quiet, light and cleanroom suitable



e-chains® | Series E61.52 | Crossbars removable along the inner and outer radius

Part No.	Bi	Ba	E61.52	Part No.	Bi	Ba	E61.52
e-chains®	[mm]	[mm]	[kg/m]	e-chains®	[mm]	[mm]	[kg/m]
E61.52.040 R.0	40	64	≈ 1.679	E61.52.125 R.0	125	149	≈ 2.060
E61.52.050 R.0	50	74	≈ 1.724	E61.52.150 R.0	150	174	≈ 2.172
E61.52.052 R.0	52	76	≈ 1.733	E61.52.175 R.0	175	199	≈ 2.283
E61.52.062 R.0	62.5	86.5	≈ 1.780	E61.52.200 R.0	200	224	≈ 2.395
E61.52.070 R.0	70	94	≈ 1.814	E61.52.225 R.0	225	249	≈ 2.507
E61.52.075 R.0	75	99	≈ 1.836	E61.52.250 R.0	250	274	≈ 2.619
E61.52.087 R.0	87.5	111.5	≈ 1.892	E61.52.275 R.0	275	299	≈ 2.731
E61.52.100 R.0	100	124	≈ 1.948	E61.52.300 R.0	300	324	≈ 2.843


Available bend radii

R [mm] | 075 | 100 | 125 | 150 | 175 | 200 |

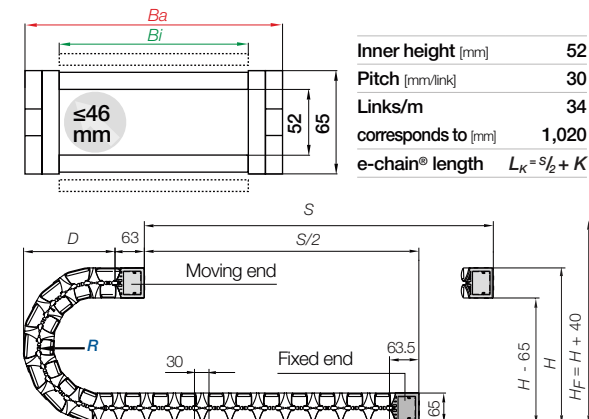
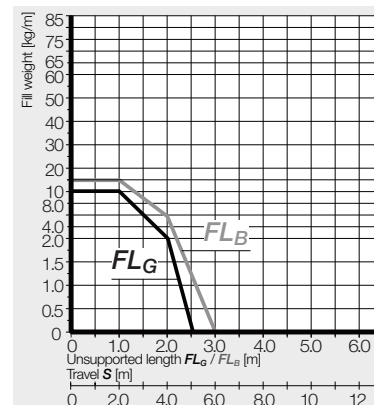
Complete Part No. with required radius (R). Example: E61.52.100.100.0

Installation note - system E6.1

To open, insert the screwdriver into the locking mechanism and prise it open. Repeat the procedure on the other side.

An assembly video is available online at ► www.igus.eu/E61_assembly

Unsupported applications | Short travels



R	075	100	125	150	175	200
H	265	315	365	415	465	515
D	153	178	203	228	253	278
K	300	375	455	535	610	690

The required clearance height: $H_F = H + 40\text{mm}$ (with 2.0kg/m fill weight)

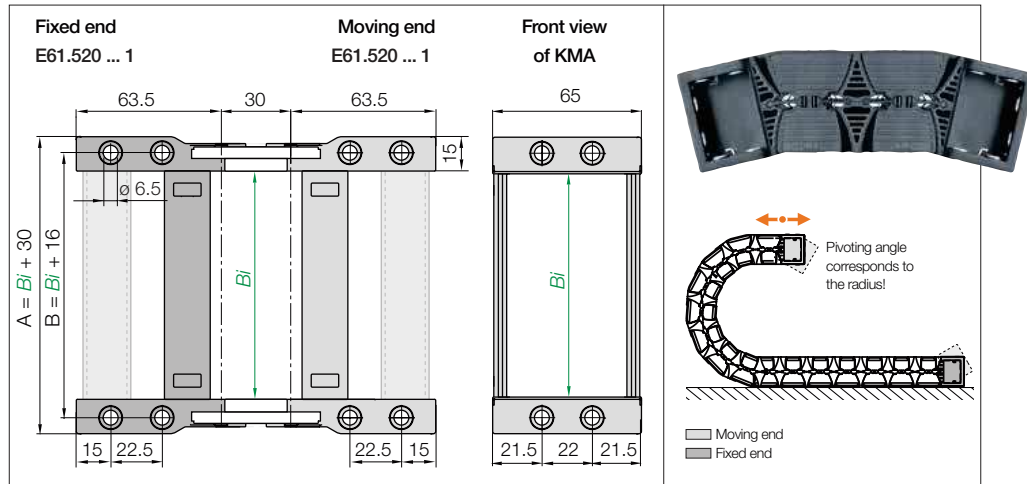
i If a gliding application is required for a long travel, please consult igus®.

Steel support tray for support of the lower run

- Simple one-piece support trays for the lower run
- To your requirements and specification
- 4 options available

More information ► From page 1356

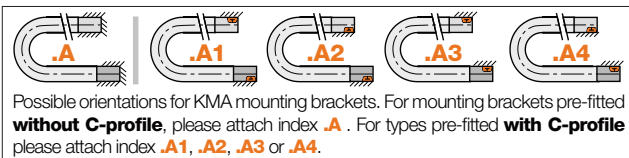




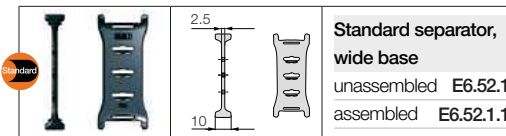
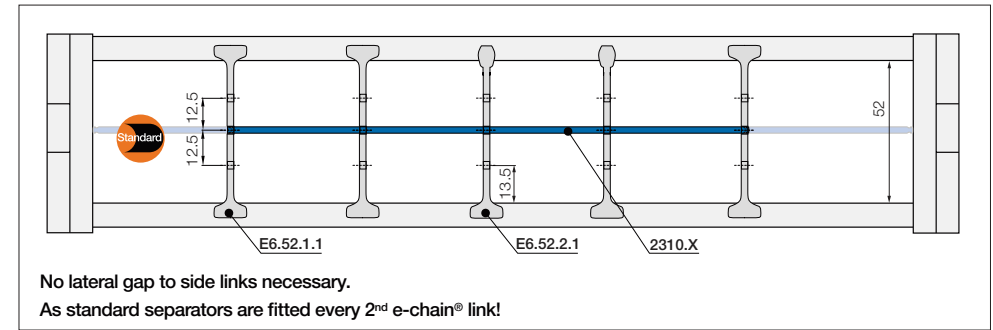
KMA pivoting | Recommended for unsupported applications

Width index	Part No. Full set KMA pivoting	A [mm]	B [mm]	Bi [mm]	Width index	Part No. Full set KMA pivoting	A [mm]	B [mm]	Bi [mm]
040.	E61.520.040.12.C	70	56	40	125.	E61.520.125.12.C	155	141	125
050.	E61.520.050.12.C	80	66	50	150.	E61.520.150.12.C	180	166	150
052.	E61.520.052.12.C	82	68	52	175.	E61.520.175.12.C	205	191	175
062.	E61.520.062.12.C	92.5	78.5	62.5	200.	E61.520.200.12.C	230	216	200
070.	E61.520.070.12.C	100	86	70	225.	E61.520.225.12.C	255	241	225
075.	E61.520.075.12.C	105	91	75	250.	E61.520.250.12.C	280	266	250
087.	E61.520.087.12.C	117.5	103.5	87.5	275.	E61.520.275.12.C	300	291	275
100.	E61.520.100.12.C	130	116	100	300.	E61.520.300.12.C	330	316	300

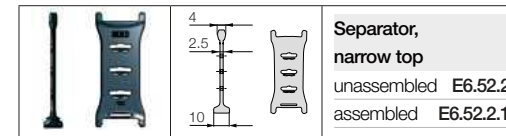
(KMA = polymer metal mounting bracket) For the C-profile option please add index .C. KMA mounting brackets are only available for an odd number of links.



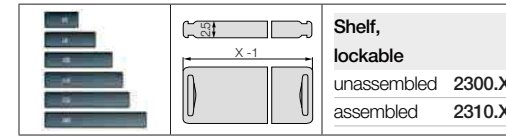
Strain relief e.g. clamps, tie-wrap plates, nuggets and clips are available from stock. The complete chainfix range with ordering options ▶ From page 1392



Standard - for any application
Separator with a wide base for maximum holding force.



For even faster installation
Wide on one side for high holding force, narrow on opposite side for easy cable fitting.



Horizontal separation
Full-width shelf locks securely into separators at both ends, giving a fixed width. Can be used as full-width or partial shelf.

Shelves



X [mm]	unassembled	assembled	X [mm]	unassembled	assembled	X [mm]	unassembled	assembled
015	2300.015	2310.015	060	2300.060	2310.060	087	2300.87	2310.087
025	2300.025	2310.025	062	2300.062	2310.062	090	2300.90	2310.090
030	2300.030	2310.030	065	2300.065	2310.065	100	2300.100	2310.100
038	2300.038	2310.038	070	2300.070	2310.070	103	2300.103	2310.103
040	2300.040	2310.040	075	2300.075	2310.075	110	2300.110	2310.110
050	2300.050	2310.050	077	2300.077	2310.077	120	2300.120	2310.120
057	2300.057	2310.057	080	2300.080	2310.080	125	2300.125	2310.125