


Contact Lubrication

Roller Lubricators Dosing Control Units



Roller Lubricators & Dosing Control Units Page

Roller lubricators, selection of roller diameter and width	4
Roller lubricators, sector lubrication systems model overview	6
Roller lubricators, selection and accessories	8
RB M Roller lubricator mini	10
RB MS Roller lubricator mini bolt basic frame	12
RB M Pr SW Roller lubricator mini precision quick changer	14
RB M-SW Roller lubricator mini quick changer	16
RB F Roller lubricator felt	18
RB B Roller lubricator brush	20
RB F-SW Roller lubricator felt quick changer	22
RB FK-SW Roller lubricator felt tilt quick changer	24
RB BK-SW Roller lubricator brush tilt quick changer	26
RB FK-P-SW Roller lubricator felt tilt pneumatic quick changer	28
RB BK-P-SW Roller lubricator brush tilt pneumatic quick changer	30
RB PF-SW Roller lubricator pneumatic felt quick changer	32
RB PB-SW Roller lubricator pneumatic brush quick changer	34
RB SF-SW Roller lubricator heavy felt quick changer	36
RB SB-SW Roller lubricator heavy brush quick changer	38
RB TF-P-SW Roller lubricator transfer felt pneumatic quick changer	40
RB TB-P-SW Roller lubricator transfer brush pneumatic quick changer	42
RB TSF-SW Roller lubricator transfer heavy felt quick changer	44
RB TSB-SW Roller lubricator transfer heavy brush quick changer	46

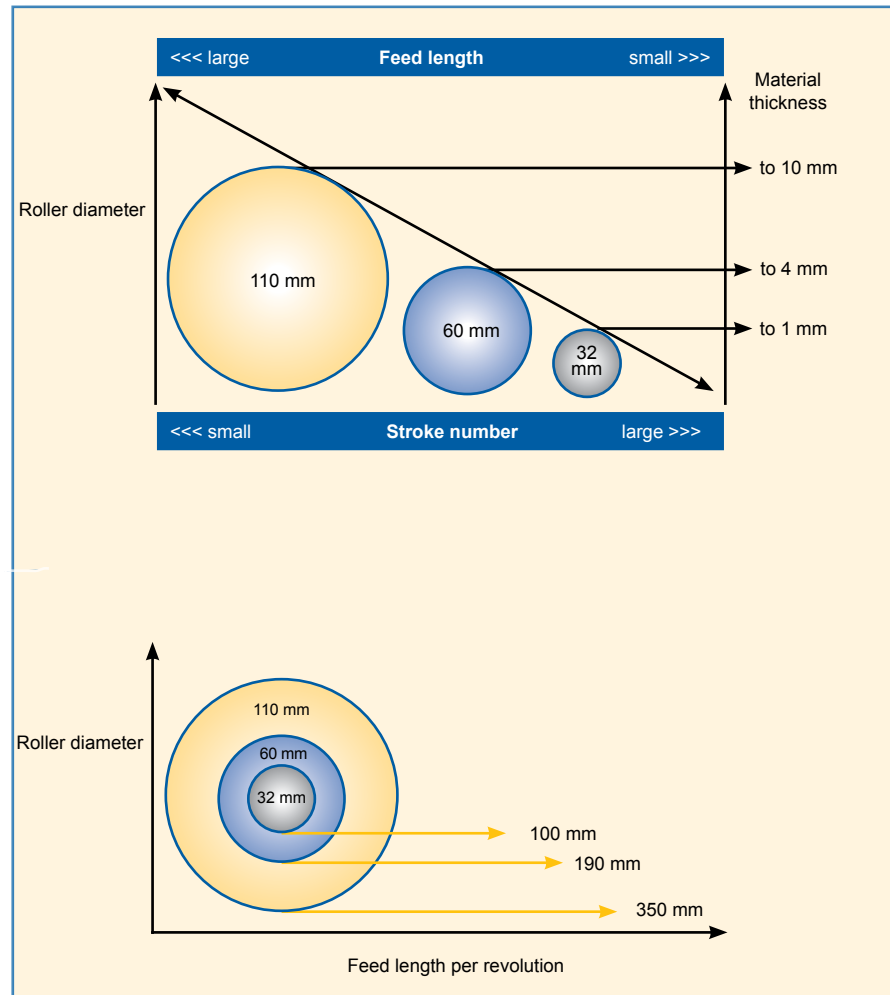
Roller Lubricators & Dosing Control Units Page

SBA TM-06 Sector lubrication system transfer mini 6 lubrication sectors	48
SBA TM-10 Sector lubrication system transfer mini 10 lubrication sectors	50
SBA TF-10 Sector lubrication system transfer felt 10 lubrication sectors	52
SBA TB-10 Sector lubrication system transfer brush 10 lubrication sectors	54
SBA TSF-P 10 Sector lubrication system transfer felt 10 lubrication sectors	56
SBA TSB-P 10 Sector lubrication system transfer brush 10 lubrication sectors	58
RB KW Roller lubricator calender roller	60
Felt roller / brush roller overview	62

Dosing control units model overview	64
Pressure tank dimensions	66
MST 005 VBH Manual control	68
MST 010 Manual control	69
MST 0XX-D (-SS) VBMV Manual control pressure tank VBMV	70
MST 0XXD (-SS) VBMV-2 Manual control pressure tank VBMV-2	71
EST-0XX with ELS 4000 Electronic control with ELS 4000	72
EST 0XX-D (-S) Electronic control pressure tank	73
EST-0XX D(-S) Electronic control pressure tank as mobile unit	74
EST-0XX-D.2 (-S) Electronic control pressure tank for 2 media	75
EBAD 4000 0XX-D VBMV-2 Electronic lubrication system dosing control unit pressure tank	76
Accessories	77

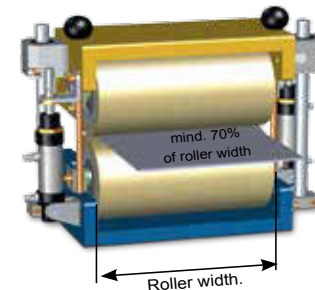
Selection of roller diameter

relative to feed length, stroke number and material thickness



Selection of roller width

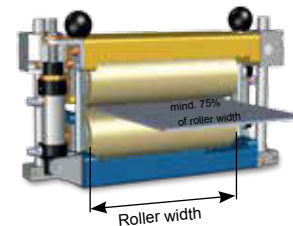
relative to the coil width and stroke number



Roller diameter 110 mm

- up to 80 strokes/min
- the following formula applies to avoid wear:

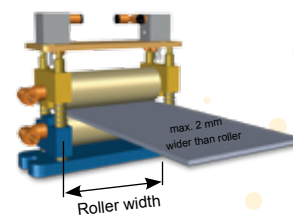
$$\text{Material width} > 0.75 \times \text{Roller width}$$



Roller diameter 60 mm

- up to 200 strokes/min
- the following formula applies to avoid wear:

$$\text{Material width} > 0.75 \times \text{Roller width}$$





Roller diameter 32 mm












- up to approx. 400 strokes/min
- the following formula applies to avoid wear:

$$\text{Material width} > 0.75 \times \text{Roller width}$$



- at high stroke rates approx. 800 strokes/min
- the material width should be max. 2 mm greater than the roller width to reduce wear

Roller lubricators model overview

	Lubrication width	Oil viscosity (40°C)	Top roller pressure through spring
Roller Ø 32 mm	up to max. 400 mm	max. 100 mm ² /s (felt rollers)	 RB M RB MS RB M Pr SW
Roller Ø 60 mm	up to max. 800 mm	max. 150 mm ² /s (felt rollers) medium to highly viscous (brush rollers)	 RB F RB FK(BK)-SW
Roller Ø 110 mm	up to max. 1000 mm	max. 180 mm ² /s (felt rollers) medium to highly viscous (brush rollers)	

Top roller pressure through adjusting spindle	Top roller pressure through pneumatic cylinder	Top roller pressure through pneumatic cylinder	Top and bottom roller pressure through pneumatic cylinder
	 RB M-SW		
 RB B	 RB-F SW	 RB FK (BK)-P-SW	 RB PF (PB)-SW
		 RB TF-P-SW	 RB TB-P-SW
		 RB SF-SW	 RB SB-SW
		 RB TSF-SW	 RB TSB-SW

Sector lubrication systems model overview

SBA TM-06/10	SBA TF(TB)-06/10
 Roller Ø 32 mm	 Roller Ø 60 mm

SBA TSF (TSB) 06/10
 Roller Ø 110 mm

	RB M	RB M-SW	RB M Pr SW	RB MS	RB F / RB B	RB F-SW
Roller Ø [mm]	32	32	32	32	60	60
Lubrication widths [mm]	15-300	50-400	50-150	50-400	75-450 / 55-430	100-600
RA upper roller	Fe	Pn	Fe	Fe	Fe / Sp	Pn
RA lower roller						
Stamping	x	x	x	x	x	
Fineblanking	o	o	o	o		
Deep drawing	o	o	o	o	x	x
Bending	x	x	x	x	x	
Cold rolling					x / --	
Strip slitting						
Profile rolling	o	o	o	o	o	x
Blank						
Coil	x	x	x	x	x	x
S max [mm]	1.0	1.0	1.0	1.0	1.5	3.0*1
IL max [mm]	100	100	100	100	180	450
Mach. stroke no. *3 max. speed	Fast	Fast	Fast	Fast	150	200
Max. oil visc. [mm²/s]	100	100	100	100	150 / vis	150
Accessories						
MST-XX(D) dosing control	x	x	x	x	x	x
EST-XXD dosing control	x	x	x	x	x	
EBAD4000 DXX/VBMV-2 dosing control		x	x			x
HST lift control		x	x			x

RA = Roller adjustment
Fe = Spring
Pn = Pneumatic cylinder

Sp = Adjusting spindle
S = Material thickness
IL = Infeed length

x = Well suited
o = Limited suitability
-- = Not suitable (or no marking)

RB FK-SW / RB BK-SW	RB FK-P-SW / RB BK-P-SW	RB PF-SW / RB PB-SW	RB SF-SW / RB SB-SW	RB TF-P-SW / RB TB-P-SW	RB TSF-SW / RB TSB-SW
60	60	60	110	60	110
100-800 / 80-580	100-800 / 80-430	100-800 / 80-680	75-1300 / 55-980	75-800 / 55-780	75-1300 / 55-780
Fe / Fe	Pn / Pn	Pn / Pn	Pn / Pn	Pn / Pn	Pn / Pn
				Pn / Pn	Pn / Pn
	x		x		x
			x		x
x	x	x	x	x	x
			x		x
			o / --		x / --
			o		x
x	x	x	x	x	x
					x
x	x	x	x	x	x
3.0*1	5.0*1	5.0*1	10.0	5.0*2	10.0
450	450	450	1000	450	1000
200	200	200	80	200	<80
150 / vis	150 / vis	150 / vis	180 / vis	150 / vis	180 / vis
x	x	x	x		
		x	x	x	x
	x	x	x	x	x

Fast = High-speed presses
vis = Medium to high viscosity

*1 = Greater material thickness (3-5 mm) requires good coil feeding
*2 = Up to 5 mm for rollers one above the other, greater material thickness also possible for individual fitting
*3 = Stroke/min

Description


- mist-free oil application by low-wear, inside lubricated felt rollers
- the relative position of the top roller to the coil material is set with tension springs.
- our most cost-effective lubricating unit for thin sheet material

Technical data

- roller diameter 32 mm
- max. material thickness 1,0 mm
- max. oil viscosity (40°C) 100 mm²/s
- lubrication width 15 to 300 mm
- the oil must not become resinous or contain solids
- with oil connection hoses and optical inflow control (dropper chambers)

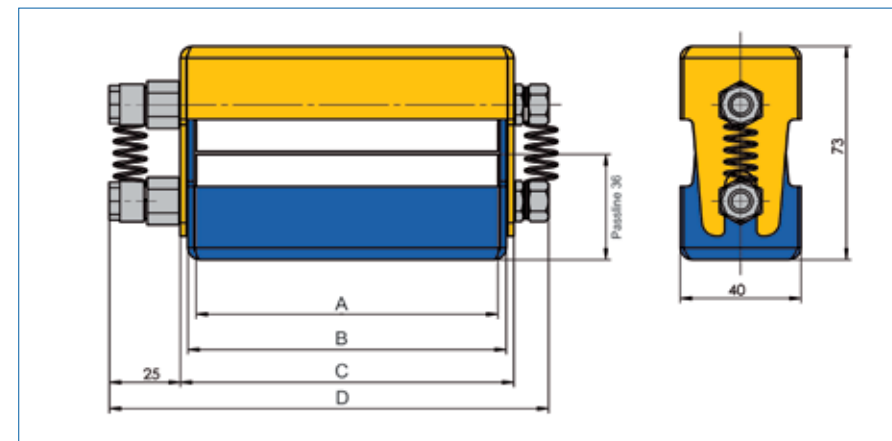
Application

- stamping, bending
- with limitation: fineblanking, deep drawing and profile rolling



Connection example

Dimensions



Part no.	Designation	A Lubrication width [mm]	B Bottom part width [mm]	C Top part width [mm]	D Space requirement [mm]
1010100015	RB M 015	15	37	42	150
1010100020	RB M 020	20	37	42	150
1010100030	RB M 030	30	37	42	150
1010100050	RB M 050	50	57	62	170
1010100075	RB M 075	75	82	87	200
1010100100	RB M 100	100	107	112	220
1010100150	RB M 150	150	157	162	270
1010100200	RB M 200	200	207	212	320
1010100250	RB M 250	250	257	262	370
1010100300	RB M 300	300	307	312	420

Description


- the basic frame consists of a base plate with 4 columns and springs
- roller sets (not part of product range) are spring mounted on guides in the housing
- contact of the low-wear felt or cellpor rollers with the coil material applies the forming lubricant without generating oil mist
- the lubricant supply comes from the inside via fixed hollow shafts
- the lubricating rollers can be speedily changed by loosening the 4 screws

Technical data

- roller diameter 32 mm
- max. material thickness 1.0 mm
- max. oil viscosity (40°C) 100 mm²/s
- lubrication width 50 to 400 mm
- the oil must not become resinous or contain solids
- oil connection tubes, optical inflow control (dropper chambers) and the roller replacement set are not component parts of the roller lubricator and should be selected separately

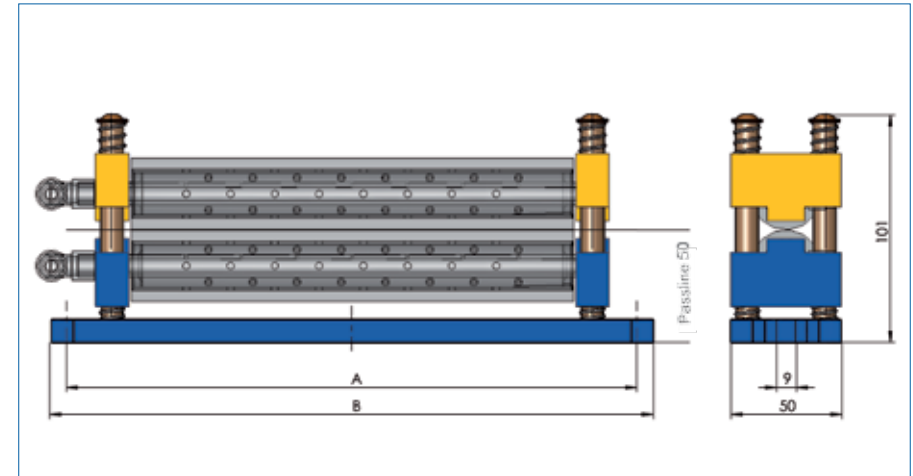
Application

- stamping, bending, fineblanking, deep drawing and profile rolling



Connection example

Dimensions



Part no.	Designation	Lubrication width [mm]	A Installation dimensions [mm]	B Base plate width [mm]
1015120050	RB MS 050	50	107	122
1015120075	RB MS 075	75	132	147
1015120100	RB MS 100	100	157	172
1015120150	RB MS 150	150	207	222
1015120200	RB MS 200	200	257	272
1015120250	RB MS 250	250	307	322
1015120300	RB MS 300	300	357	372
1015120400	RB MS 400	400	457	472

Description



- oil is supplied to the felt rollers from inside via fixed hollow shafts
- the top rollers are adjusted relative to the coil material by means of springs
- the RB M Pr SW is equipped with additional coil guide strips for reliable feeding and conveying of extremely thin sheet material

Technical data

- roller diameter 32 mm
- max. material thickness 1.0 mm
- max. oil viscosity (40°C) 100 mm²/s
- lubrication width 40 to 150 mm
- the oil must not become resinous or contain solids
- with oil connection hoses and optical inflow control (dropper chambers)
- with built-in roller replacement set

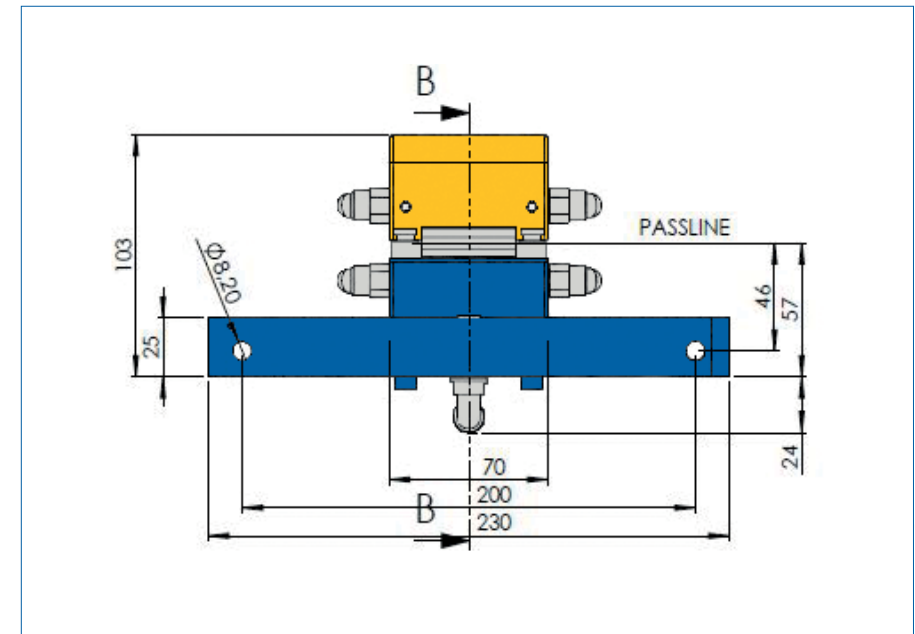
Application

- high-speed automatic stamping machines



Layout example

Dimensions



RB M Pr SW with oil collecting pan (not included in scope of supply)

Part number	Designation	Lubrication width [mm]
1015101040	RB 040 M Pr SW	40
1015101050	RB 050 M Pr SW	50
1015101075	RB 075 M Pr SW	75
1015101100	RB 100 M Pr SW	100
1015101150	RB 150 M Pr SW	150

Description


- mist-free oil application by low-wear, inside lubricated felt rollers or cellpor rollers
- positioning of the top roller on the material using pneumatic cylinders
- roller sets are spring mounted on guides
- roller change without tools

Technical data

- roller diameter 32 mm
- max. material thickness 1.0 mm
- max. oil viscosity (40°C) 100 mm²/s
- lubrication width 50 to 400 mm
- the oil must not become resinous or contain solids
- with oil connection hoses and optical inflow control (dropper chambers)
- with built-in roller replacement set

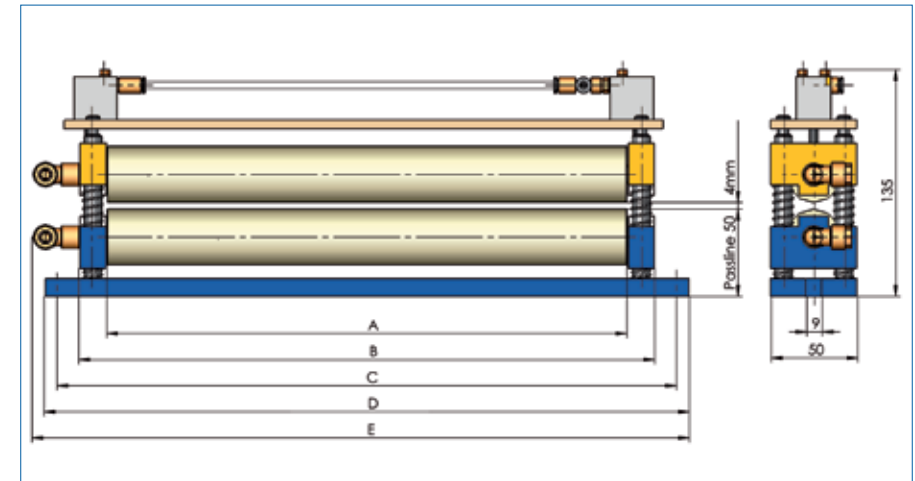
Application

- stamping, bending



Connection example

Dimensions



Part no.	Designation	A Lubri- cation width [mm]	B Housing width [mm]	C Installation dimensions [mm]	D Base plate width [mm]	E Overall width [mm]
1015100050	RB M-SW 050	50	82	107	122	130
1015100075	RB M-SW 075	75	107	132	147	155
1015100100	RB M-SW 100	100	132	157	172	180
1015100150	RB M-SW 150	150	182	207	222	230
1015100200	RB M-SW 200	200	232	257	272	280
1015100250	RB M-SW 250	250	282	307	322	330
1015100300	RB M-SW 300	300	332	357	372	380
1015100400	RB M-SW 400	400	432	457	472	480

Description



- mist-free oil application by low-wear, inside lubricated felt rollers
- roller adjustment with tension springs
- our most cost-effective starter model

Technical data

- roller diameter 60 mm
- max. material thickness 1.5 mm
- max. oil viscosity (40°C) 150 mm²/s
- lubrication width 75 to 450 mm
- the oil must not become resinous or contain solids
- with oil connection hoses and optical inflow control (dropper chambers)
- up to lubrication width 225 mm: oil connection on one side
- above lubrication width 300 mm: oil connection on both sides

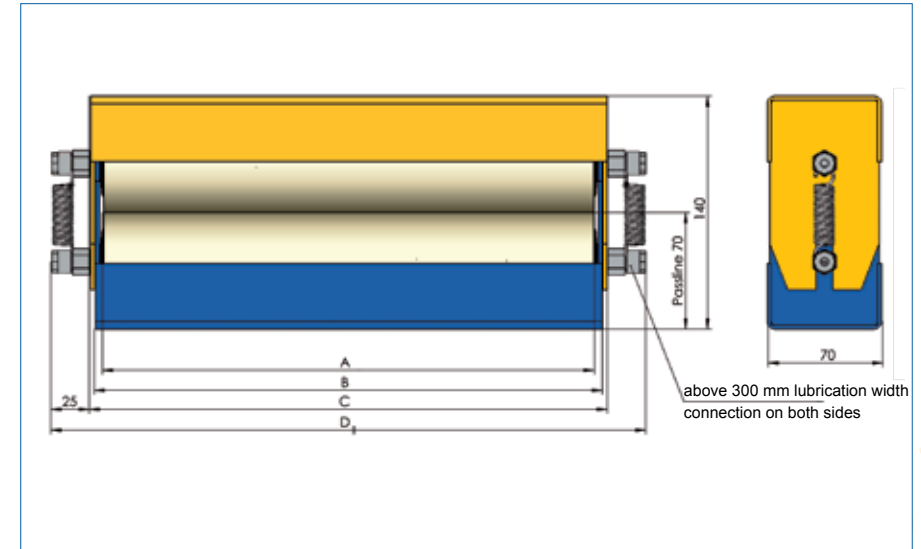
Application

- stamping, bending, deep drawing



Connection example

Dimensions



Part no.	Designation	A Lubrication width [mm]	B Bottom part width [mm]	C Top part width [mm]	D Space requirement [mm]
1012100075	RB F 075	75	85	91	200
1012100150	RB F 150	150	160	166	275
1012100225	RB F 225	225	235	241	350
1012100300	RB F 300	300	310	316	425
1012100350	RB F 350	350	360	366	475
1012100450	RB F 450	450	460	466	575

Description


- mist-free oil application by low-wear, inside lubricated brush rollers
- roller adjustment with threaded spindles
- cost-effective lubricating system for highly viscous lubricants

Technical data

- roller diameter 60 mm
- max. material thickness 1.5 mm
- max. oil viscosity (40°C) medium to high viscosity
- lubrication width 55 to 430 mm
- with oil connection hoses and optical inflow control (dropper chambers)
- above 280 mm lubrication width: oil connection on both sides

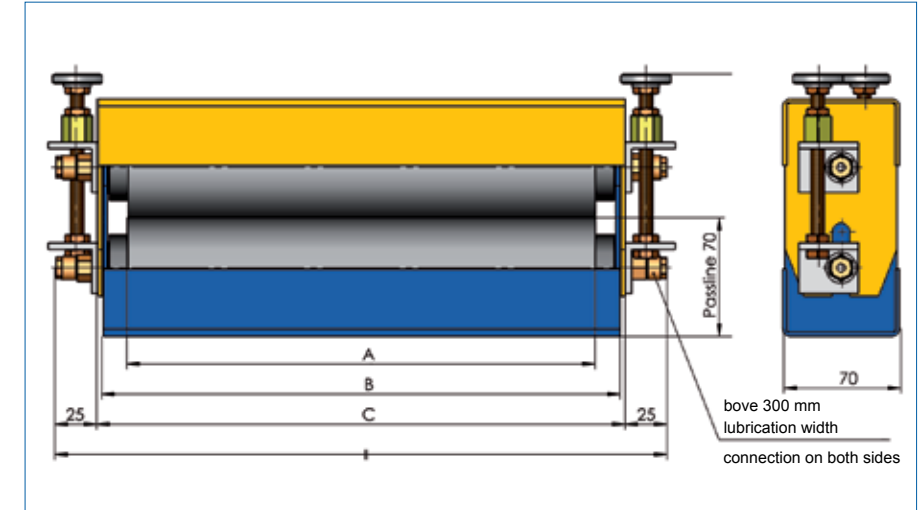
Application

- stamping, bending, deep drawing



Connection example

Dimensions



Part no.	Designation	A Lubrication width [mm]	B Bottom part width [mm]	C Top part width [mm]	D Space requirement [mm]
1012200055	RB B 055	55	85	91	200
1012200130	RB B 130	130	160	166	275
1012200205	RB B 205	205	235	241	350
1012200280	RB B 280	280	310	316	425
1012200330	RB B 330	330	360	366	475
1012200430	RB B 430	430	460	466	575

Description


- mist-free oil application by low-wear, inside lubricated felt rollers
- roller adjustment with tension springs, with tilt mechanism
- cost-effective quick-change roller lubricating unit for precision lubrication

Technical data

- roller diameter 60 mm
- max. material thickness 3.0 mm
- max. oil viscosity (40°C) 150 mm²/s
- lubrication width 100 to 800 mm
- the oil must not become resinous or contain solids
- with oil connection hoses and optical inflow control (dropper chambers)
- with integrated replacement set
- above 300 mm lubrication width: oil connection on both sides
- quick-change felt roller sets are completely mounted and consist of the following: axle, roller, bearing, felt, head plate, adjustable plate and screw fittings

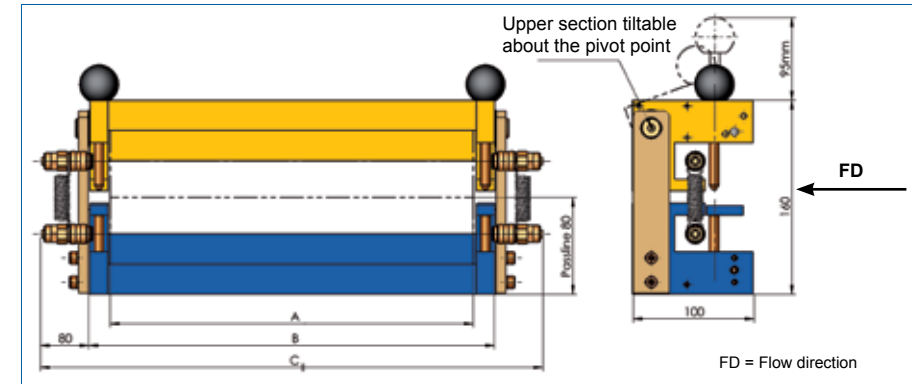
Application

- deep drawing, profile rolling



Connection example

Dimensions



Part no.	Designation	A Lubr. width [mm]	B Housing width [mm]	C Space requ. [mm]
1012190100	RB FK-SW 0100	100	135	355
1012190150	RB FK-SW 0150	150	185	405
1012190200	RB FK-SW 0200	200	235	455
1012190250	RB FK-SW 0250	250	285	505
1012190300	RB FK-SW 0300	300	335	555
1012190350	RB FK-SW 0350	350	385	605
1012190400	RB FK-SW 0400	400	435	655
1012190450	RB FK-SW 0450	450	485	705
1012190500	RB FK-SW 0500	500	535	755
1012190600	RB FK-SW 0600	600	635	855
1012190700	RB FK-SW 0700	700	735	955
1012190800	RB FK-SW 0800	800	835	1055

RB BK-SW

Roller lubricator brush tilt quick changer

Description


- mist-free oil application by low-wear, inside lubricated brush rollers
- roller adjustment with tension springs, with tilt mechanism
- roller sets are fastened in the housing with pins
- roller changing is realised without tools
- lubricating unit for highly viscous forming lubricants

Technical data

- roller diameter 60 mm
- max. material thickness 3 mm
- max. oil viscosity (40°C): medium to high
- lubrication width 80 to 580 mm
- with oil connection hoses and optical inflow control (dropper chambers)
- with integrated replacement set
- above 280 mm lubrication width: oil connection on both sides
- quick-change brush roller sets are completely mounted and consist of the following: axle, brush and screw fittings

Application

- deep drawing, profile rolling

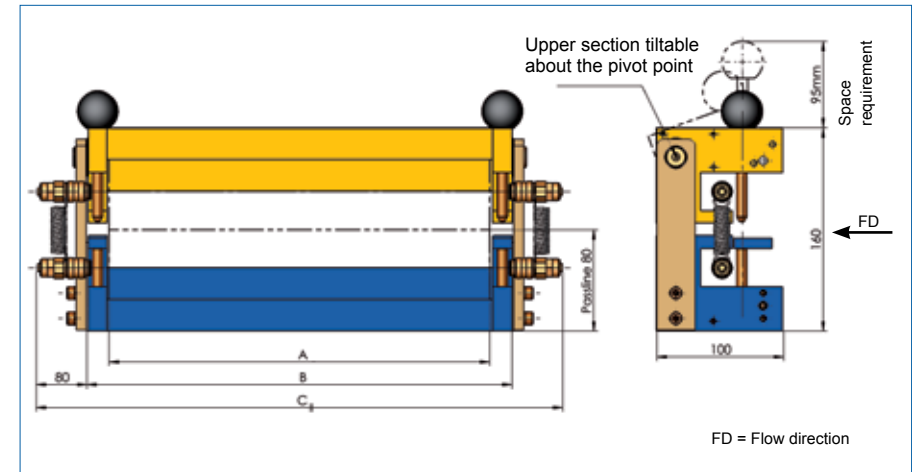


Connection example

RB FK-SW

Roller lubricator brush tilt quick changer

Dimensions



Part no.	Designation	A Lubr. width [mm]	B Housing width [mm]	C Space requ. [mm]
1012290080	RB BK-SW 080	80	135	355
1012290130	RB BK-SW 130	130	185	405
1012290180	RB BK-SW 180	180	235	455
1012290230	RB BK-SW 230	230	285	505
1012290280	RB BK-SW 280	280	335	555
1012290330	RB BK-SW 330	330	385	605
1012290380	RB BK-SW 380	380	435	655
1012290430	RB BK-SW 430	430	485	705
1012290580	RB BK-SW 580	580	635	855

Description


- mist-free oil application by low-wear, inside lubricated felt rollers
- roller adjustment via pneumatic cylinders
- for precision lubrication

Technical data

- roller diameter 60 mm
- max. material thickness 3 mm
- max. oil viscosity (40°C) 150 mm²/s
- lubrication width 100 to 600 mm
- the oil must not become resinous or contain solids
- with oil connection hoses and optical inflow control (dropper chambers)
- above 300 mm lubrication width: oil connection on both sides
- quick-change felt roller sets are completely mounted and consist of the following: axle, roller, bearing, felt, head plate, adjustable plate and screw fittings

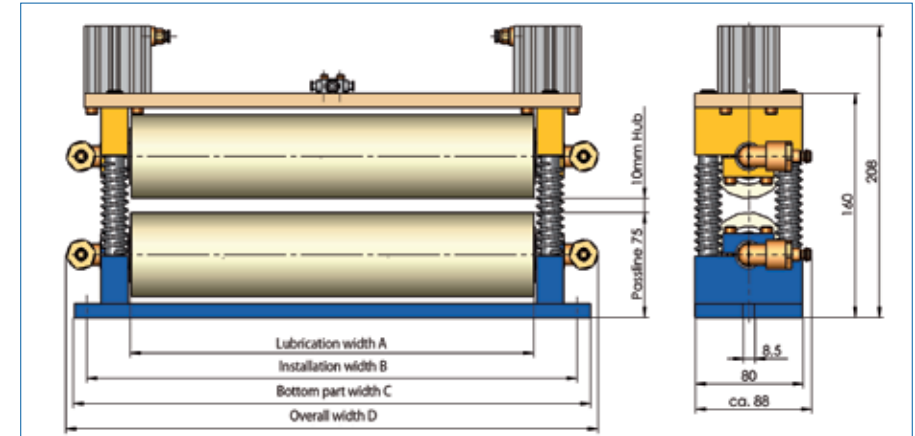
Application

- deep drawing, rolling, stamping, profile rolling



Connection example

Dimensions



Part no.	Designation	A Lubrica- tion width [mm]	B Installation width [mm]	C Bottom part width [mm]	D Overall width [mm]
1019100100	RB F-SW 100	100	165	185	196
1019100150	RB F-SW 150	150	215	235	246
1019100200	RB F-SW 200	200	265	285	296
1019100250	RB F-SW 250	250	315	335	346
1019100300	RB F-SW 300	300	365	385	396
1019100350	RB F-SW 350	350	415	435	446
1019100400	RB F-SW 400	400	465	485	496
1019100450	RB F-SW 450	450	515	535	546
1019100500	RB F-SW 500	500	565	585	596
1019100600	RB F-SW 600	600	665	685	696

Description


- mist-free oil application by low-wear, inside lubricated felt rollers
- positioning of the top roller on the material using pneumatic cylinders, stroke approx. 10 mm, with tilt mechanism
- roller changing is realised without tools
- cost-effective quick-change roller lubricating unit for precision lubrication

Technical data

- roller diameter 60 mm
- max. material thickness 5.0 mm
- max. oil viscosity (40°C) 150 mm²/s
- lubrication width 100 to 800 mm
- the oil must not become resinous or contain solids
- with oil connection hoses and optical inflow control (dropper chambers)
- with integrated replacement set
- above 300 mm lubrication width: oil connection on both sides
- quick-change felt roller sets are completely mounted and consist of the following: axle, roller, bearing, felt, head plate, adjustable plate and screw fittings

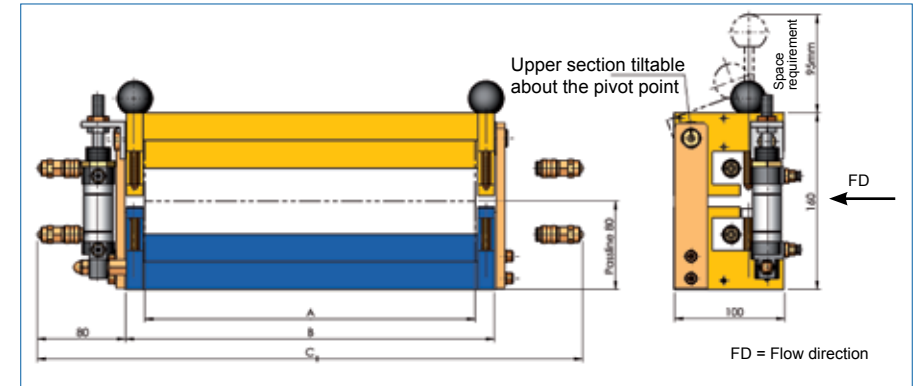
Application

- stamping, deep drawing, profile rolling



Connection example

Dimensions



Part no.	Designation	A Lubrication width [mm]	B Housing width [mm]	C Space requirement [mm]
1012180100	RB FK-P-SW 0100	100	135	355
1012180150	RB FK-P-SW 0150	150	185	405
1012180200	RB FK-P-SW 0200	200	235	455
1012180250	RB FK-P-SW 0250	250	285	505
1012180300	RB FK-P-SW 0300	300	335	555
1012180350	RB FK-P-SW 0350	350	385	605
1012180400	RB FK-P-SW 0400	400	435	655
1012180450	RB FK-P-SW 0450	450	485	705
1012180500	RB FK-P-SW 0500	500	535	755
1012180600	RB FK-P-SW 0600	600	635	855
1012180700	RB FK-P-SW 0700	700	735	955
1012180800	RB FK-P-SW 0800	800	835	1055

Description

- mist-free oil application by low-wear, inside lubricated brush rollers
- positioning of the top roller on the material using pneumatic cylinders, stroke approx. 10 mm, with tilt mechanism
- roller changing is realised without tools
- cost-effective quick-change roller lubricating unit for highly viscous forming lubricants

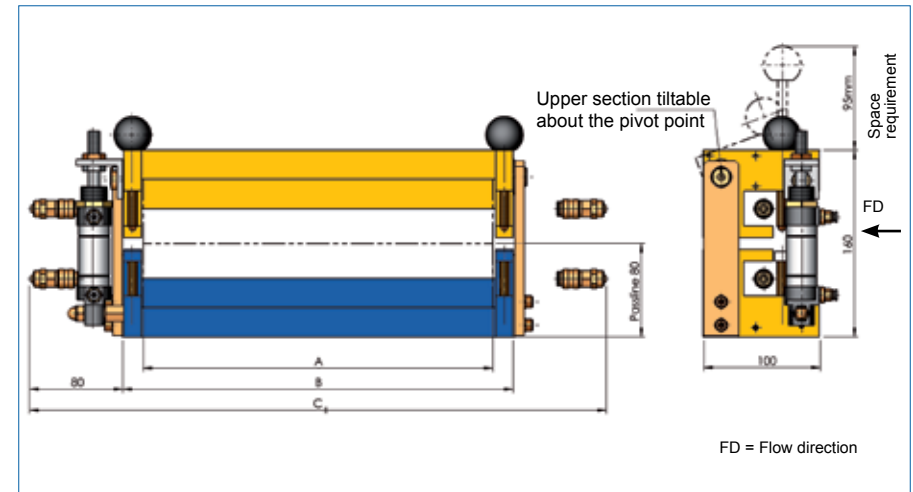
Technical data

- roller diameter 60 mm
- max. material thickness 5.0 mm
- max. oil viscosity (40°C): medium to high
- lubrication width 80 to 430 mm
- with oil connection hoses and optical inflow control (dropper chambers)
- with integrated replacement set
- above 280 mm lubrication width: oil connection on both sides
- quick-change brush roller sets are completely mounted and consist of the following: axle, brush and screw fittings

Application

- deep drawing, profile rolling

Dimensions



Part no.	Designation	A Lubrication width [mm]	B Housing width [mm]	C Space requirement [mm]
1012280080	RB BK-P-SW 080	80	135	355
1012280130	RB BK-P-SW 130	130	185	405
1012280180	RB BK-P-SW 180	180	235	455
1012280230	RB BK-P-SW 230	230	285	505
1012280280	RB BK-P-SW 280	280	335	555
1012280330	RB BK-P-SW 330	330	385	605
1012280380	RB BK-P-SW 380	380	435	655
1012280430	RB BK-P-SW 430	430	485	705



Connection example

Description

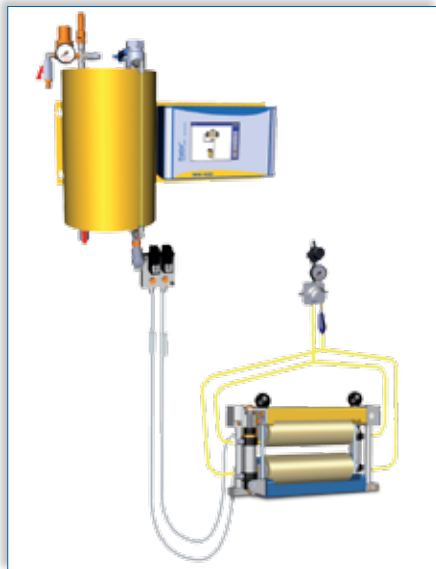

- mist-free oil application by low-wear, inside lubricated felt rollers
- roller gimbal
- positioning of the top roller on the material using pneumatic cylinders, stroke approx. 15 mm
- roller changing is realised without tools
- quick-change roller lubricating unit for precision lubrication

Technical data

- roller diameter 60 mm
- max. material thickness 5.0 mm
- max. oil viscosity (40°C) 150 mm²/s
- lubrication width 100 to 800 mm
- the oil must not become resinous or contain solids
- with oil connection hoses and optical inflow control (dropper chambers)
- with integrated replacement set
- above 300 mm lubrication width: oil connection on both sides
- quick-change felt roller sets are completely mounted and consist of the following: axle, roller, bearing, felt, head plate, adjustable plate and screw fittings

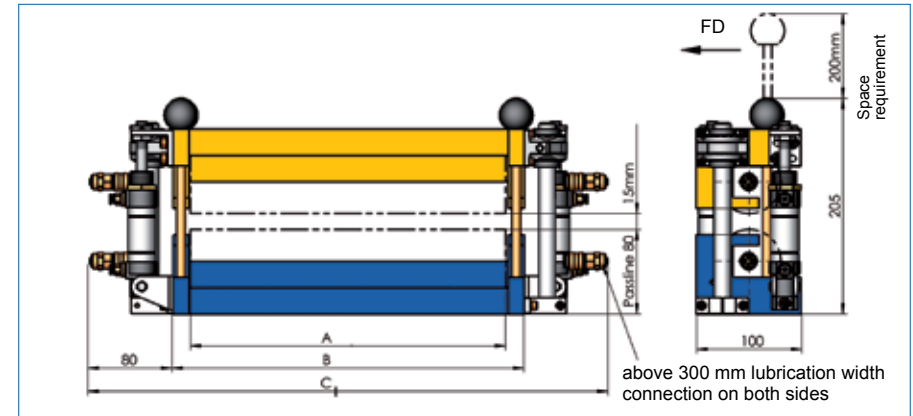
Application

- deep drawing, profile rolling



Connection example

Dimensions



Part no.	Designation	A Lubrication width [mm]	B Housing width [mm]	C Space requirement [mm]
1018100100	RB PF-SW 0100	100	135	356
1018100150	RB PF-SW 0150	150	185	406
1018100200	RB PF-SW 0200	200	235	456
1018100250	RB PF-SW 0250	250	285	506
1018100300	RB PF-SW 0300	300	335	556
1018100350	RB PF-SW 0350	350	385	606
1018100400	RB PF-SW 0400	400	435	656
1018100450	RB PF-SW 0450	450	485	706
1018100500	RB PF-SW 0500	500	535	756
1018100600	RB PF-SW 0600	600	635	856
1018100700	RB PF-SW 0700	700	735	956
1018100800	RB PF-SW 0800	800	835	1056

Description

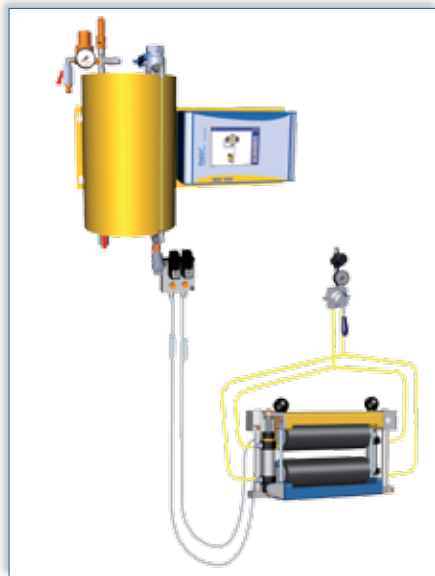
- mist-free oil application by low-wear, inside lubricated brush rollers
- roller gimbal
- positioning of the top roller on the material using pneumatic cylinders, stroke approx. 15 mm
- roller changing is realised without tools
- quick-change roller lubricating unit for highly viscous forming lubricants

Technical data

- roller diameter 60 mm
- max. material thickness 5.0 mm
- max. oil viscosity: medium to high
- lubrication width 80 to 680 mm
- with oil connection hoses and optical inflow control (dropper chambers)
- with integrated replacement set
- above 280 mm lubrication width: oil connection on both sides
- quick-change brush roller sets are completely mounted and consist of the following: axle, brush and screw fittings

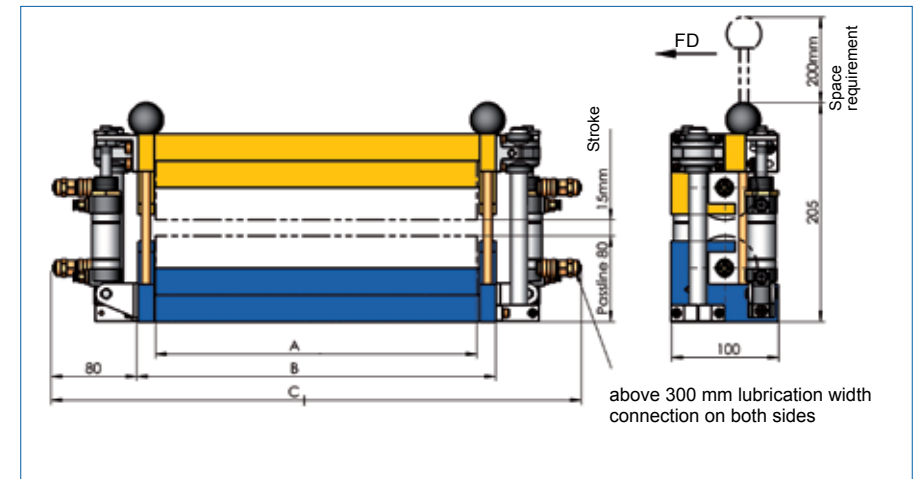
Application

- deep drawing, profile rolling



Connection example

Dimensions



Part no.	Designation	A Lubrication width [mm]	B Housing width [mm]	C Space requirement [mm]
1018200080	RB PB-SW 080	80	135	356
1018200130	RB PB-SW 130	130	185	406
1018200180	RB PB-SW 180	180	235	456
1018200230	RB PB-SW 230	230	285	506
1018200280	RB PB-SW 280	280	335	556
1018200330	RB PB-SW 330	330	385	606
1018200380	RB PB-SW 380	380	435	656
1018200430	RB PB-SW 430	430	485	706
1018200580	RB PB-SW 580	580	635	856
1018200680	RB PB-SW 680	680	735	956

Description

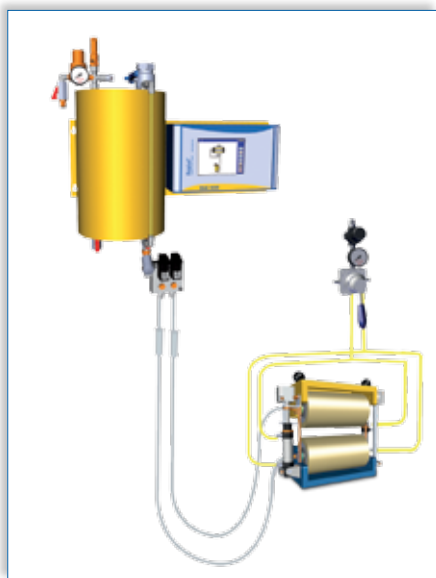
- mist-free oil application by low-wear, inside lubricated felt rollers
- positioning of the top roller on the material using pneumatic cylinders, stroke approx. 25 mm
- roller changing is realised without tools
- cost-effective precision lubricating unit for thicker sheet material up to 10 mm

Technical data

- roller diameter 110 mm
- max. material thickness 10.0 mm
- max. oil viscosity (40°C) 180 mm²/s
- lubrication width 75 to 1300 mm
- the oil must not become resinous or contain solids
- with oil connection hoses and optical inflow control (dropper chambers)
- with integrated replacement set
- above 300 mm lubrication width: oil connection on both sides
- quick-change felt roller sets are completely mounted and consist of the following: axle, roller, bearing, felt, head plate, adjustable plate and oil connections

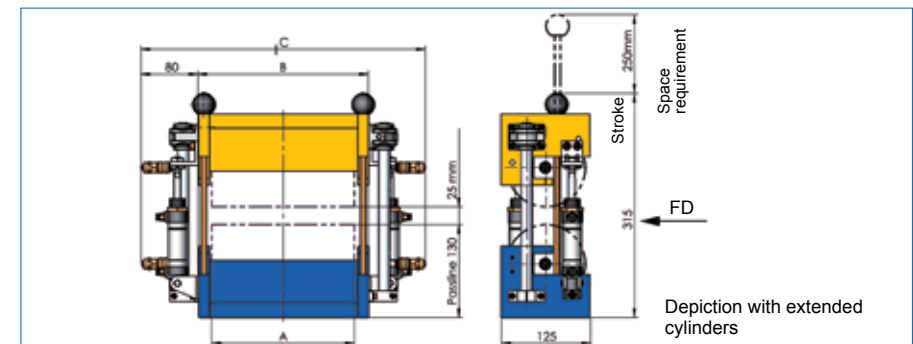
Application

- stamping, fineblanking, deep drawing, bending, rolling, profile rolling



Connection example

Dimensions



Part no.	Designation	A Lubr. width [mm]	B Housing width [mm]	C Space requ. [mm]
1013100075	RB SF-SW 0075	75	114	335
1013100100	RB SF-SW 0100	100	139	360
1013100150	RB SF-SW 0150	150	189	410
1013100200	RB SF-SW 0200	200	239	460
1013100250	RB SF-SW 0250	250	289	510
1013100300	RB SF-SW 0300	300	339	560
1013100350	RB SF-SW 0350	350	389	610
1013100400	RB SF-SW 0400	400	439	660
1013100450	RB SF-SW 0450	450	489	710
1013100500	RB SF-SW 0500	500	539	760
1013100600	RB SF-SW 0600	600	639	860
1013100700	RB SF-SW 0700	700	739	960
1013100800	RB SF-SW 0800	800	839	1060
1013100900	RB SF-SW 0900	900	939	1160
1013101000	RB SF-SW 1000	1000	1039	1260
1013101100	RB SF-SW 1100	1100	1139	1360
1013101200	RB SF-SW 1200	1200	1239	1460
1013101300	RB SF-SW 1300	1300	1339	1560

Description


- mist-free oil application by low-wear, inside lubricated felt rollers
- positioning of the top roller on the material using pneumatic cylinders, stroke approx. 25 mm
- roller changing is realised without tools
- cost-effective precision lubricating unit for thicker sheet material up to 10 mm

Technical data

- roller diameter 110 mm
- max. material thickness 10.0 mm
- max. oil viscosity (40°C): medium to high
- lubrication width 55 to 980 mm
- the oil must not become resinous or contain solids
- with oil connection hoses and optical inflow control (dropper chambers)
- with integrated replacement set
- above 280 mm lubrication width: oil connection on both sides
- quick-change felt roller sets are completely mounted and consist of the following: axle, roller, bearing, felt, head plate, adjustable plate and oil connections

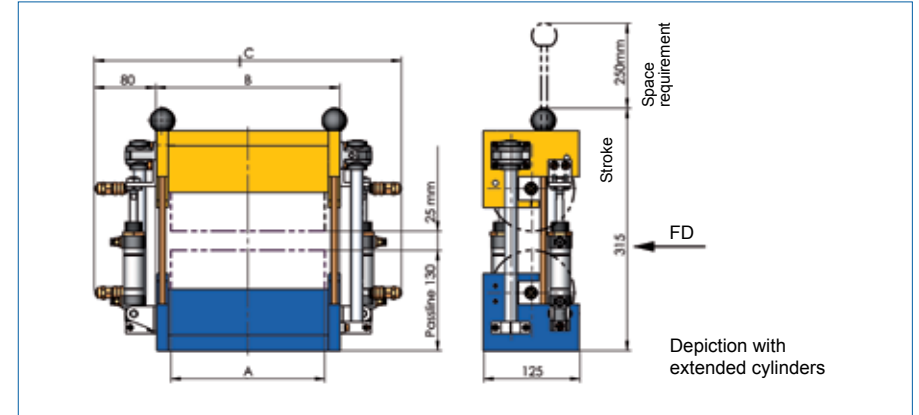
Application

- stamping, fineblanking, deep drawing, bending, rolling, profile rolling



Connection example

Dimensions



Part no.	Designation	A Lubr. width [mm]	B Housing width [mm]	C Space req. [mm]
1013200055	RB SB-SW 055	55	114	335
1013200080	RB SB-SW 080	80	139	360
1013200130	RB SB-SW 130	130	189	410
1013200180	RB SB-SW 180	180	239	460
1013200230	RB SB-SW 230	230	289	510
1013200280	RB SB-SW 280	280	339	560
1013200330	RB SB-SW 330	330	389	610
1013200380	RB SB-SW 380	380	439	660
1013200430	RB SB-SW 430	430	489	710
1013200580	RB SB-SW 580	580	639	860
1013200680	RB SB-SW 680	680	739	960
1013200780	RB SB-SW 780	780	839	1060
1013200880	RB SB-SW 880	880	939	1160
1013200980	RB SB-SW 980	980	1039	1260

Description


- mist-free precision lubrication by low-wear, inside lubricated felt rollers
- roller gimbal
- positioning of the top and bottom roller on the material using pneumatic cylinders, stroke approx. 25 mm
- roller changing is realised without tools

Technical data

- roller diameter 60 mm
- max. material thickness 5.0 mm
- max. oil viscosity (40°C) 150 mm²/s
- lubrication width 75 to 800 mm
- the oil must not become resinous or contain solids
- with oil connection hoses and optical inflow control (dropper chambers)
- with integrated replacement set
- above 300 mm lubrication width: oil connection on both sides
- quick-change felt roller sets are completely mounted and consist of the following: axle, roller, bearing, felt, head plate, adjustable plate and screw fittings

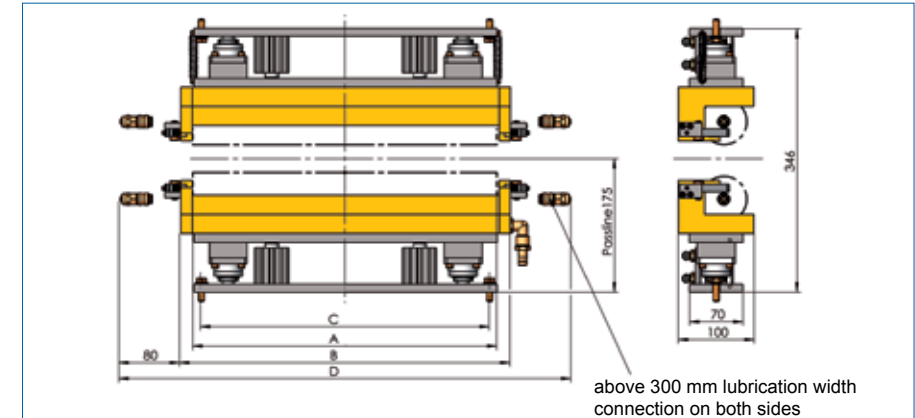
Application

- deep drawing, profile rolling, fineblanking



Connection example

Dimensions



Part no.	Designation	A Lubr. width [mm]	B Housing width [mm]	C Installation dimensions [mm]	D Space requirement [mm]
1022100075	RB TF-P-SW 075	75	110	120	330
1022100100	RB TF-P-SW 100	100	135	120	355
1022100150	RB TF-P-SW 150	150	185	120	405
1022100200	RB TF-P-SW 200	200	235	205	455
1022100250	RB TF-P-SW 250	250	285	205	505
1022100300	RB TF-P-SW 300	300	335	205	555
1022100350	RB TF-P-SW 350	350	385	205	605
1022100400	RB TF-P-SW 400	400	435	380	655
1022100450	RB TF-P-SW 450	450	485	380	705
1022100500	RB TF-P-SW 500	500	535	380	755
1022100600	RB TF-P-SW 600	600	635	537	855
1022100700	RB TF-P-SW 700	700	735	537	955
1022100800	RB TF-P-SW 800	800	835	537	1055

Description


- mist-free precision lubrication by low-wear, inside lubricated brush rollers
- roller gimbal
- positioning of the top and bottom roller on the material using pneumatic cylinders, stroke approx. 25 mm
- roller changing is realised without tools

Technical data

- roller diameter 60 mm
- max. material thickness 5.0 mm
- max. oil viscosity: medium to high
- lubrication width 55 to 780 mm
- with oil connection hoses and optical inflow control (dropper chambers)
- with integrated replacement set
- above 280 mm lubrication width: oil connection on both sides
- quick-change brush roller sets are completely mounted and consist of the following: axle, brush and screw fittings

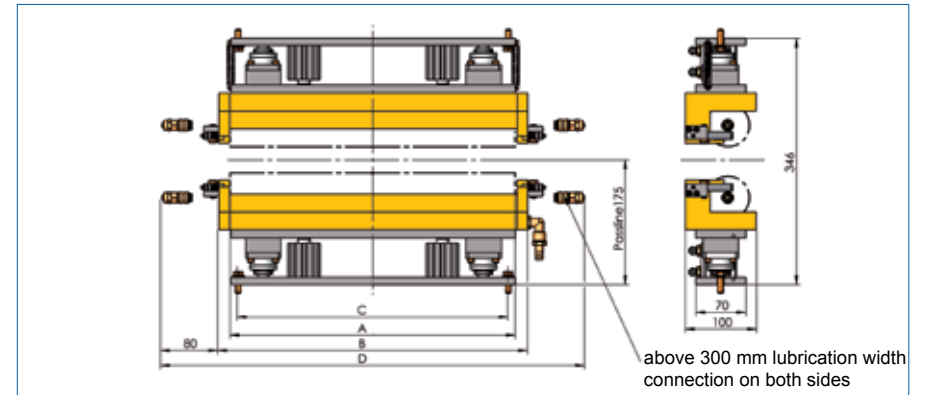
Application

- deep drawing, profile rolling, fineblanking



Connection example

Dimensions



Part no.	Designation	A Lubr. width [mm]	B Housing width [mm]	C Installation dimensions [mm]	D Space requirement [mm]
1022200055	RB TB-P-SW 055	55	110	120	330
1022200080	RB TB-P-SW 080	80	135	120	355
1022200130	RB TB-P-SW 130	130	185	120	405
1022200180	RB TB-P-SW 180	180	235	205	455
1022200230	RB TB-P-SW 230	230	285	205	505
1022200280	RB TB-P-SW 280	280	335	205	555
1022200330	RB TB-P-SW 330	330	385	205	605
1022200380	RB TB-P-SW 380	380	435	380	655
1022200430	RB TB-P-SW 430	430	485	380	705
1022200480	RB TB-P-SW 480	480	535	380	755
1022200580	RB TB-P-SW 580	580	635	537	855
1022200680	RB TB-P-SW 680	680	735	537	955
1022200780	RB TB-P-SW 780	780	835	537	1055

Description

- mist-free oil application by low-wear, inside lubricated felt rollers
- roller gimbal
- positioning of the top and bottom roller on the material using pneumatic cylinders, stroke approx. 25 mm
- roller sets are fastened in the housing with catchers
- quick-change lubricating unit for coil material up to 10 mm

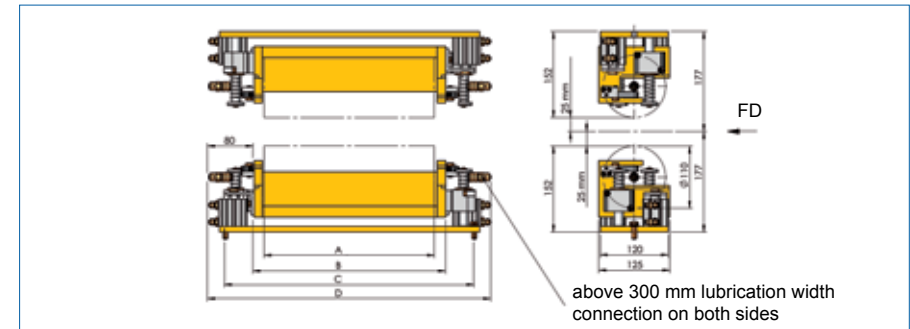
Technical data

- roller diameter 110 mm
- max. material thickness 10.0 mm
- max. oil viscosity (40°C) 180 mm²/s
- lubrication width 75 to 1300 mm
- the oil must not become resinous or contain solids
- with oil connection hoses and optical inflow control (dropper chambers)
- with integrated replacement set
- above 300 mm lubrication width: oil connection on both sides
- quick-change felt roller sets are completely mounted and consist of the following: axle, roller, bearing, felt, head plate and oil connections

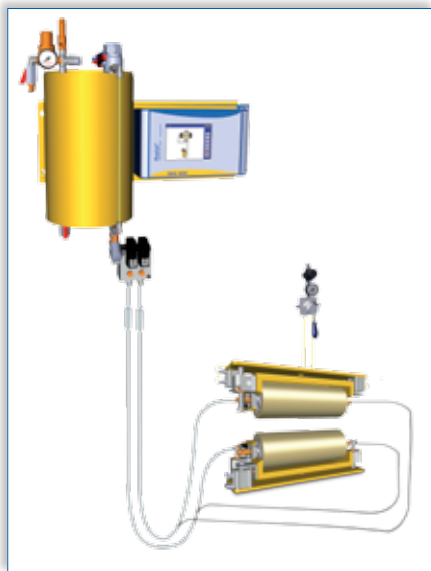
Application

- deep drawing, profile rolling, fineblanking

Dimensions



Part no.	Designation	A Lubr. width [mm]	B Housing width [mm]	C Installation dimensions [mm]	D Space requirement [mm]
1023100075	RB TSF-SW 075	75	89	190	310
1023100100	RB TSF-SW 100	100	139	240	360
1023100150	RB TSF-SW 150	150	189	290	410
1023100200	RB TSF-SW 200	200	239	340	460
1023100250	RB TSF-SW 250	250	289	390	510
1023100300	RB TSF-SW 300	300	339	440	560
1023100350	RB TSF-SW 350	350	389	490	610
1023100400	RB TSF-SW 400	400	439	540	660
1023100450	RB TSF-SW 450	450	489	590	710
1023100500	RB TSF-SW 500	500	539	640	760
1023100600	RB TSF-SW 600	600	639	740	860
1023100700	RB TSF-SW 700	700	739	840	960
1023100800	RB TSF-SW 800	800	839	940	1060
1023100900	RB TSF-SW 900	900	939	1040	1160
1023101000	RB TSF-SW 1000	1000	1039	1140	1260
1023101300	RB TSF-SW 1300	1300	1339	1440	1560



Connection example

Description

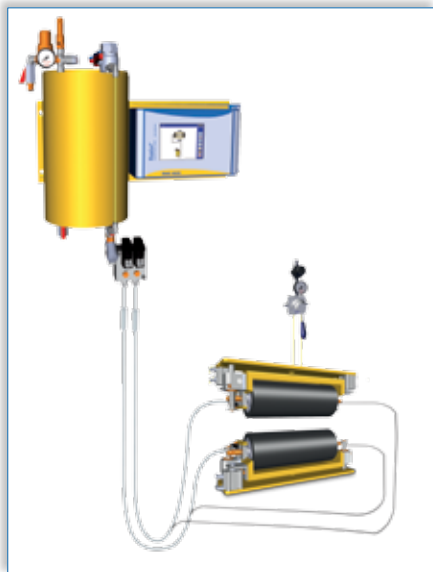
- mist-free oil application by low-wear, inside lubricated brush rollers
- roller gimbal
- positioning of the top and bottom roller on the material using pneumatic cylinders, stroke approx. 25 mm
- roller sets are fastened in the housing with catchers
- quick-change lubricating unit for coil material up to 10 mm

Technical data

- roller diameter 110 mm
- max. material thickness 10.0 mm
- max. oil viscosity: medium to high
- lubrication width 55 to 780 mm
- with oil connection hoses and optical inflow control (dropper chambers)
- with integrated replacement set
- above 280 mm lubrication width: oil connection on both sides
- quick-change brush roller sets are completely mounted and consist of the following: axle, brush and oil connections

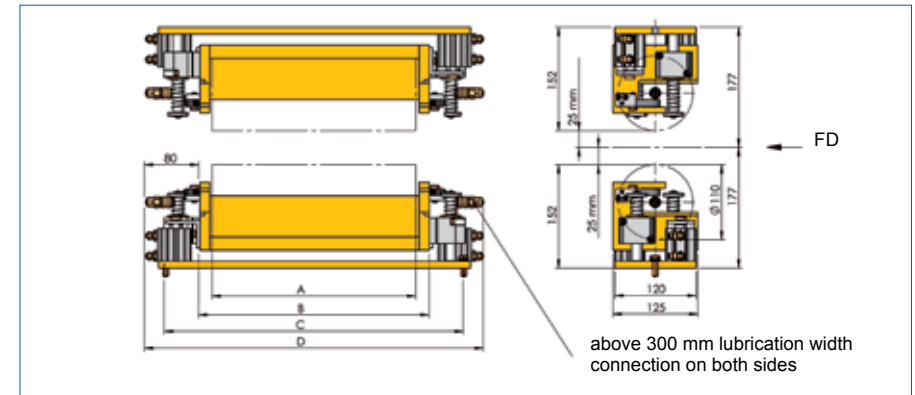
Application

- stamping, fineblanking, deep drawing, bending, profile rolling

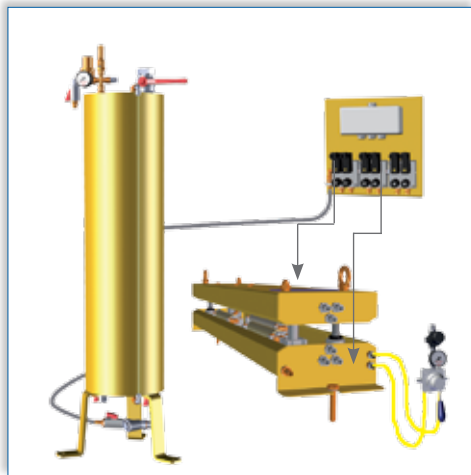




Connection example

Dimensions



Part no.	Designation	A Lubr. width [mm]	B Housing width [mm]	C Installation dimensions [mm]	D Space requirement [mm]
1023200055	RB TSB-SW 055	55	89	190	310
1023200080	RB TSB-SW 080	80	139	240	360
1023200130	RB TSB-SW 130	130	189	290	410
1023200180	RB TSB-SW 180	180	239	340	460
1023200230	RB TSB-SW 230	230	289	390	510
1023200280	RB TSB-SW 280	280	339	440	560
1023200330	RB TSB-SW 330	330	389	490	610
1023200380	RB TSB-SW 380	380	439	540	660
1023200430	RB TSB-SW 430	430	489	590	710
1023200480	RB TSB-SW 480	480	539	640	760
1023200580	RB TSB-SW 580	580	639	740	860
1023200680	RB TSB-SW 680	680	739	840	960
1023200780	RB TSB-SW 780	780	839	940	1060



Description

- 3 each in top and bottom gimbal mounting, offset lubrication sectors
- the top part is pneumatically adjustable at a stroke of 25 mm
- an option is available for supplying each sector individually with oil so that only a particular area of the material is lubricated
- lubrication system for thin sheet material

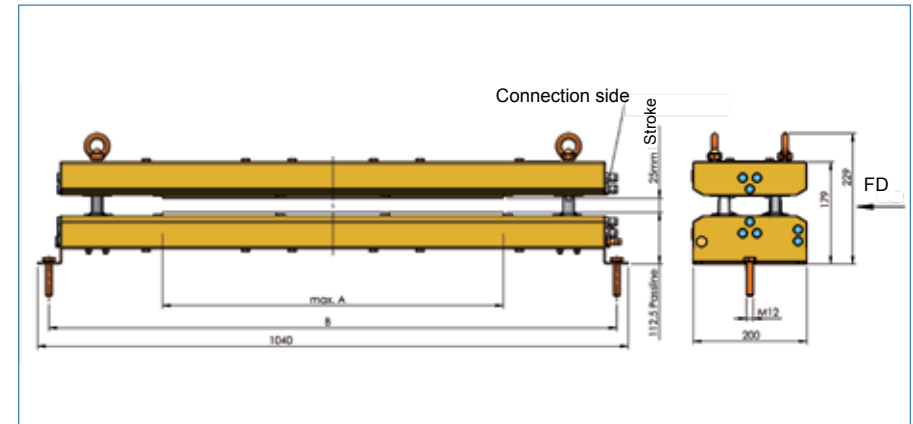
Technical data

- RB TM lubrication sector
- total number of sectors: 6
- lubrication width 350 to 800 mm
- roller diameter 32 mm
- max. oil viscosity (40°C) approx. 100 mm²/s
- the oil must not become resinous or contain solids

Application

- stamping, cutting, deep drawing, bending


Dimensions



Part no.	Designation	A Lubrication width [mm]	B Installation width [mm]	C Overall length [mm]
1031330350	SBA TM-06 0350	350	960	1000
1031330450	SBA TM-06 0450	450	1060	1100
1031330500	SBA TM-06 0500	500	1160	1200
1031330600	SBA TM-06 0600	600	1260	1300
1031330700	SBA TM-06 0700	700	1360	1400
1031330800	SBA TM-06 0800	800	1460	1500

Please inquire about other lubrication widths or sector divisions.

48 Connection example



50 Connection example

Description

- 5 each in top and bottom gimbal mounting, offset lubrication sectors
- the top part is pneumatically adjustable at a stroke of 25 mm
- an option is available for supplying each sector individually with oil so that only a particular area of the material is lubricated
- lubrication system for thin sheet material

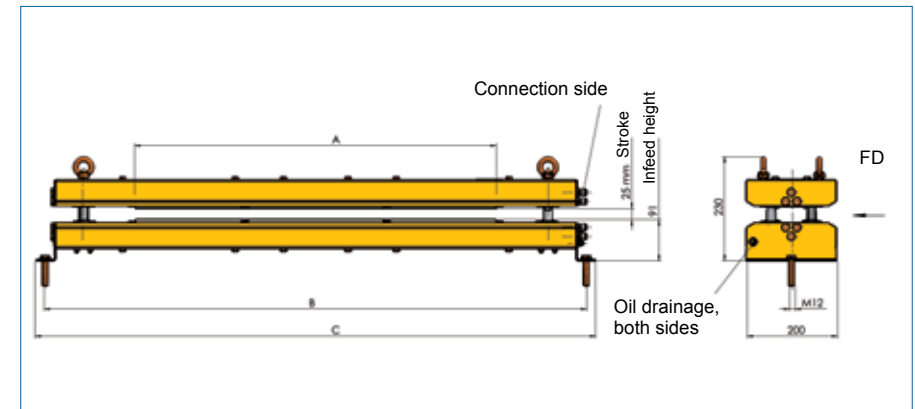
Technical data

- RB TM lubrication sector
- total number of sectors: 10
- lubrication width 500 to 1300 mm
- roller diameter 32 mm
- max. oil viscosity (40°C) approx. 100 mm²/s
- the oil must not become resinous or contain solids

Application



- stamping, cutting, deep drawing, bending

Dimensions



Part no.	Designation	A Lubrication width [mm]	B Installation width [mm]	C Overall length [mm]
1031350500	SBA TM-10 0500	500	900	940
1031350600	SBA TM-10 0600	600	1000	1040
1031350700	SBA TM-10 0700	700	1100	1140
1031350800	SBA TM-10 0800	800	1200	1240
1031350900	SBA TM-10 0900	900	1300	1340
1031351000	SBA TM-10 1000	1000	1400	1440
1031351100	SBA TM-10 1100	1100	1500	1540
1031351200	SBA TM-10 1200	1200	1600	1640
1031351300	SBA TM-10 1300	1300	1700	1740

Please inquire about other lubrication widths or sector divisions.



Description

- 5 each in top and bottom gimbal mounting, offset lubrication sectors
- the top part is pneumatically adjustable at a stroke of 25 mm
- an option is available for supplying each sector individually with oil so that only a particular area of the material is lubricated
- lubrication system for sheet material thicknesses from 1.0 mm to 1.5 mm and feed lengths up to 200 mm

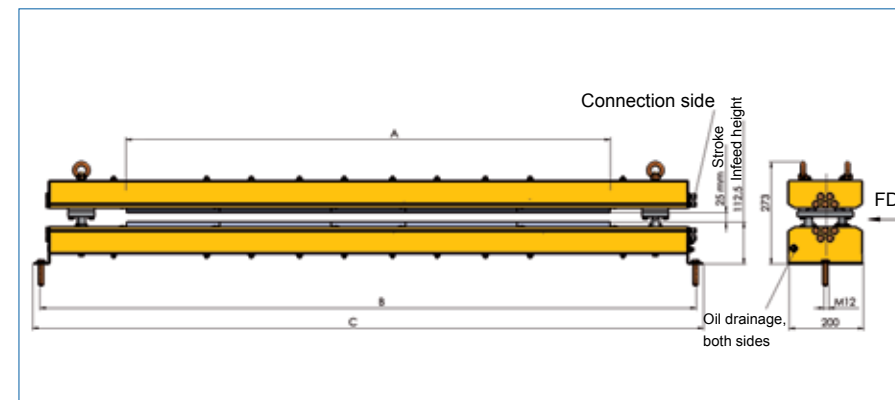
Technical data

- RB TF lubrication sector
- total number of sectors: 10
- lubrication width 700 to 1600 mm
- roller diameter 60 mm
- max. oil viscosity (40°C) approx. 150 mm²/s
- the oil must not become resinous or contain solids

Application

- stamping, fineblanking, deep drawing, bending, profile rolling, strip slitting



Dimensions



Part no.	Designation	A Lubrication width [mm]	B Installation width [mm]	C Overall length [mm]
1032350700	SBA TF-10 0700	700	1160	1200
1032350800	SBA TF-10 0800	800	1260	1300
1032350900	SBA TF-10 0900	900	1360	1400
1032351000	SBA TF-10 1000	1000	1460	1500
1032351100	SBA TF-10 1100	1100	1560	1600
1032351200	SBA TF-10 1200	1200	1660	1700
1032351300	SBA TF-10 1300	1300	1760	1800
1032351400	SBA TF-10 1400	1400	1860	1900
1032351500	SBA TF-10 1500	1500	1960	2000
1032351600	SBA TF-10 1600	1600	1060	2100

Please inquire about other lubrication widths or sector divisions.

52 Connection example



Description

- 5 each in top and bottom gimbal mounting, offset lubrication sectors
- the top part is pneumatically adjustable at a stroke of 25 mm
- an option is available for supplying each sector individually with oil so that only a particular area of the material is lubricated
- lubrication system for highly viscous forming lubricants

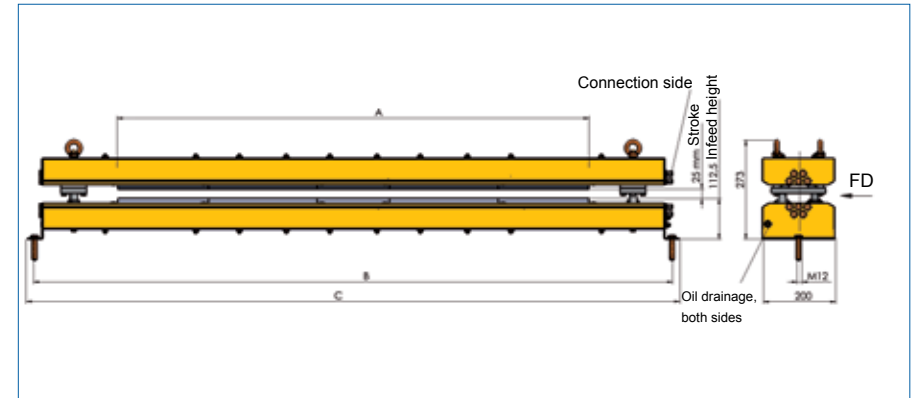
Technical data

- RB TB lubrication sector
- total number of sectors: 10
- lubrication width 800 to 1600 mm
- roller diameter 60 mm
- max. oil viscosity: medium to high
- the oil must not become resinous or contain solids

Application

- stamping, deep drawing, bending, profile rolling


Dimensions



Part no.	Designation	A Lubrication width [mm]	B Installation width [mm]	C Overall length [mm]
1033350800	SBA TB-10 0800	800	1260	1300
1033350900	SBA TB-10 0900	900	1360	1400
1033351000	SBA TB-10 1000	1000	1460	1500
1033351100	SBA TB-10 1100	1100	1560	1600
1033351200	SBA TB-10 1200	1200	1660	1700
1033351300	SBA TB-10 1300	1300	1760	1800
1033351400	SBA TB-10 1400	1400	1860	1900
1033351500	SBA TB-10 1500	1500	1960	2000
1033351600	SBA TB-10 1600	1600	2060	2100

Please inquire about other lubrication widths or sector divisions.

54 Connection example



Description

- 5 each in top and bottom gimbal mounting, offset lubrication sectors
- each sector is pneumatically adjustable at a stroke of 25 mm
- an option is available for supplying each sector individually with oil so that only a particular area of the material is lubricated

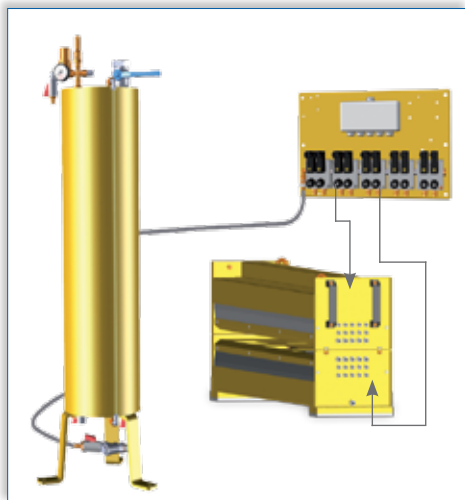


Technical data

- RB TSF-SW lubrication sector
- total number of sectors: 10
- lubrication width 800 to 1500 mm
- roller diameter 110 mm
- max. oil viscosity (40°C) approx. 180 mm²/s
- the oil must not become resinous or contain solids

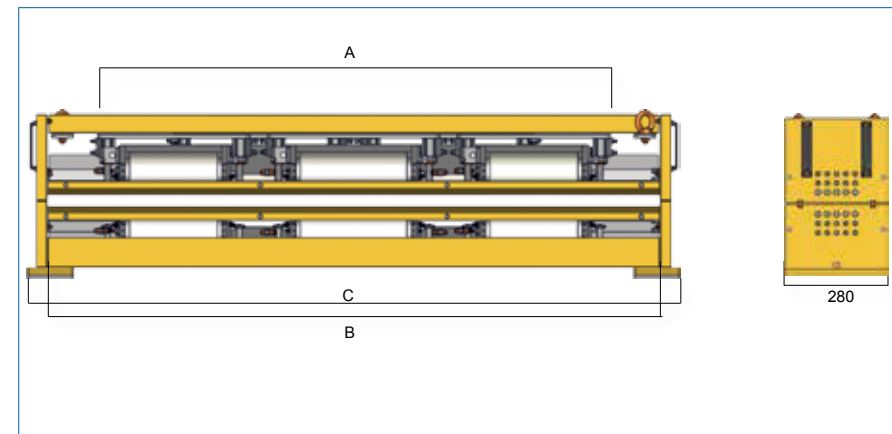
Application

- stamping, deep drawing, bending, profile rolling





56 Connection example

Dimensions



Part no.	Designation	A Lubrication width [mm]	B Installation width [mm]	C Overall length [mm]
1033150800	SBA-TSF-P-10 800	800	1324	1350
1033151000	SBA TSF-P-10 1000	1000	1524	1550
1033151200	SBA TSF-P-10 1200	1200	1724	1750
1033151300	SBA TSF-P-10 1300	1300	1824	1850
1033151400	SBA TSF-P-10 1400	1400	1924	1950
1033151500	SBA TSF-P-10 1500	1500	2024	2050

Please inquire about other lubrication widths or sector divisions.



Description

- 5 each in top and bottom gimbal mounting, offset lubrication sectors
- each sector is pneumatically adjustable at a stroke of 25 mm
- an option is available for supplying each sector individually with oil so that only a particular area of the material is lubricated
- lubrication system for medium to high-viscosity forming lubricants

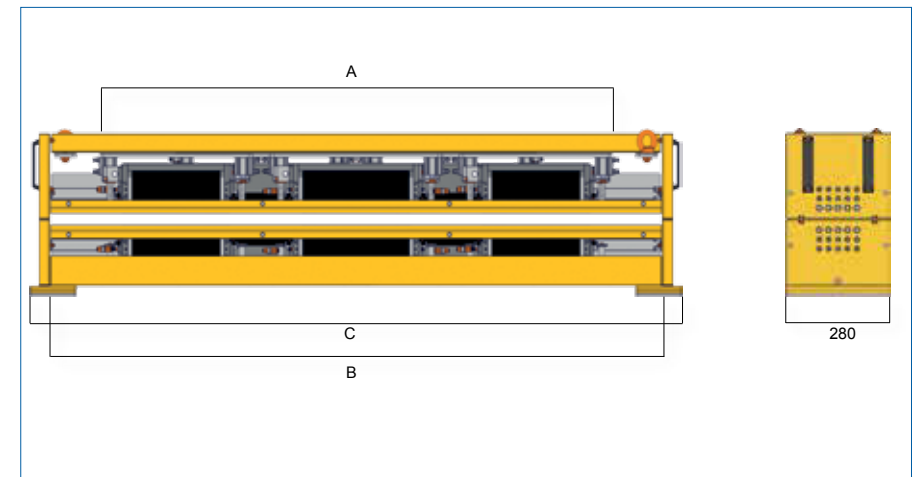
Technical data

- RB TSB-SW lubrication sector
- total number of sectors: 10
- lubrication width 1000 to 1200 mm
- roller diameter 110 mm
- max. oil viscosity: medium to high
- the oil must not become resinous or contain solids

Application

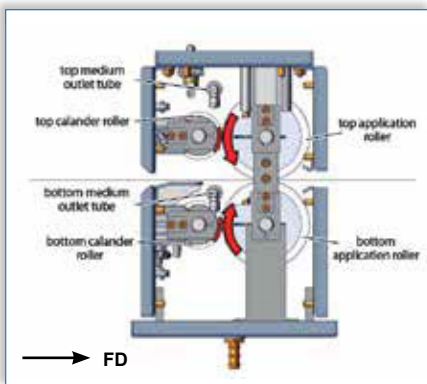

- stamping, deep drawing, bending, profile rolling

Dimensions



Part no.	Designation	A Lubrication width [mm]	B Installation width [mm]	C Overall length [mm]
1033251000	SBA TSB-P- 10 1000	1000	1524	1550
1033251200	SBA TSB-P- 10 1200	1200	1724	1750

Please inquire about other lubrication widths or sector divisions.



Description

- robust, conservative lubricating unit, compact design
- mist-free oil application dosage with two PU rollers supplied with oil via two control tubes and two travelling calender rollers
- the top application roller is positioned on the material to be lubricated using pneumatic cylinders, stroke 10 mm
- the contact pressure governs the lubricant volume
- the top application roller is opened mechanically through spring elements

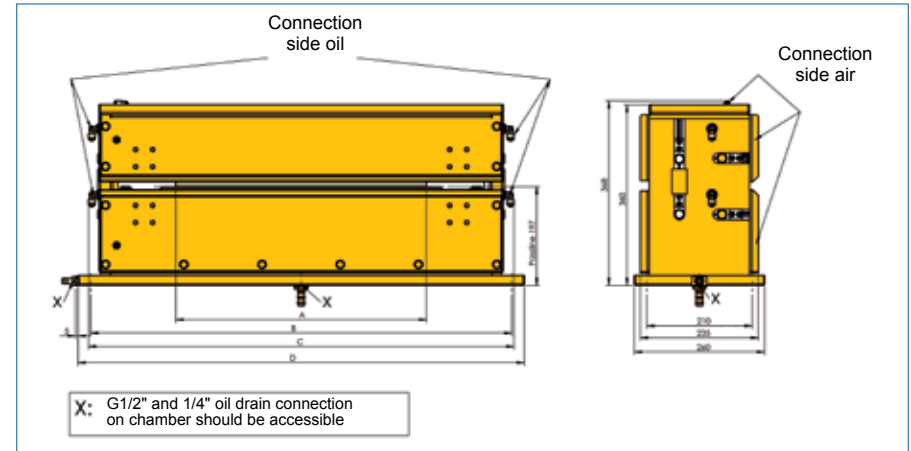
Technical data

- application roller diameter 110 mm
- max. material thickness 10.0 mm
- for low to high-viscosity forming lubricants
- lubrication width 300 to 1000 mm

Application


- oiling of coil material or blanks (with separate drive motor) up to a material thickness of max. 10 mm
- cost-effective alternative to brush units

Dimensions



Part no.	Designation	A Lubrication width [mm]	B Installation width [mm]	C Chamber width [mm]	D Overall width [mm]
1034310300	RB KW 110 0300	300	640	650	695
1034310350	RB KW 110 0350	350	690	700	745
1034310400	RB KW 110 0400	400	740	750	795
1034310450	RB KW 110 0450	450	790	800	845
1034310500	RB KW 110 0500	500	840	850	895
1034310600	RB KW 110 0600	600	940	950	995
1034310700	RB KW 110 0700	700	1040	1050	1095
1034310800	RB KW 110 0800	800	1140	1150	1195
1034310900	RB KW 110 0900	900	1240	1250	1295
1034311000	RB KW 110 1000	1000	1340	1350	1395

Quick-change sets



- quick-change sets with the full lubrication width are fitted as a standard feature in roller lubricators
- quick-change sets with smaller lubrication widths can be used without difficulty, but the ratio of the coil width / roller width should be observed


Ratio coil width to roller width



- roller width = max. lubrication width
- the following formula applies to avoid wear:


Material width > 0.75 x Roller width

- example: The min. coil width for an RB PF SW with replacement set and 200 mm lubrication width is 150 mm. A replacement set with max. 150 mm lubrication width should be used for smaller coil widths (e.g. 120 mm)



Spare felts

- diameter 32 mm, 60 mm and 110 mm



Spare brushes

- diameter 60 mm and 110 mm

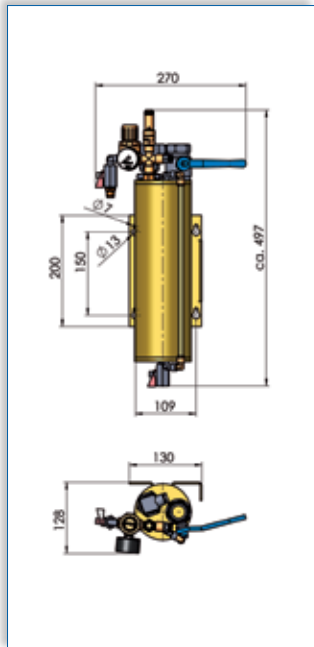


www.Raziolshop.de

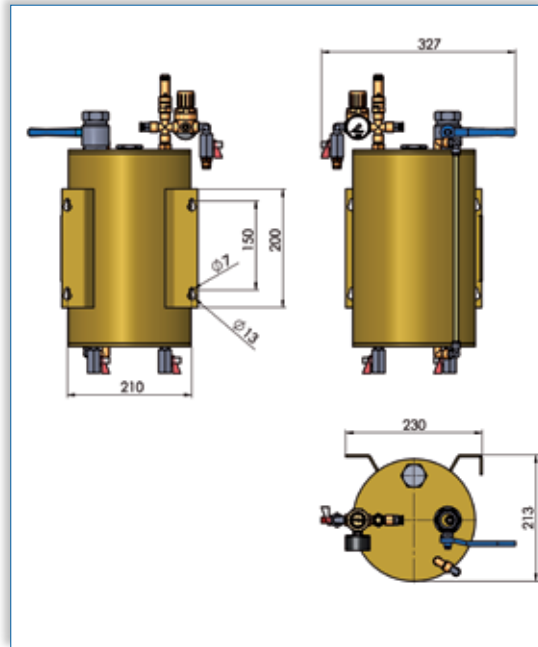
- you can select and order the right roller (material, diameter, length) directly in the contact lubrication/roller lubricator/roller lubricator spare parts and accessories menu

Dosing control units model overview

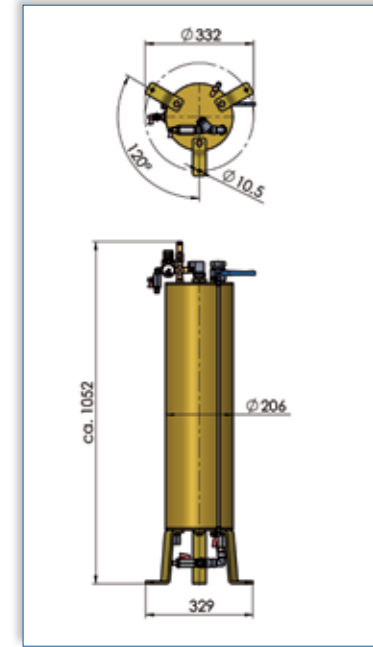
Manual control units with plastic tanks	Manual control units with pressure tanks	Electronic control units with plastic tanks	ELS 4000 electronic control units with pressure tanks	EBAD 4000 electronic control units with pressure tanks
MST 005 VBH 	MST 0XXD (-SS) VBMV 	EST-0XX with ELS 4000 	EST-0XXD (-S) 	EBAD-4000 0XX-D VBMV-2 
MST 010 hand lever 	MST 0XXD (-SS) VBMV-2 		EST-0XX D (-S) in stand 	
			EST-0XX D.2 (-S) 	



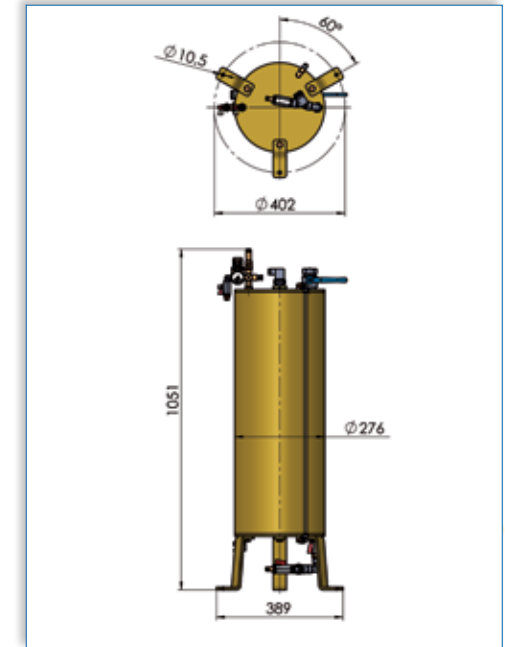
Dimensions 2-litre pressure tank



Dimensions 10-litre pressure tank



Dimensions 25-litre pressure tank



Dimensions 40-litre pressure tank

Pressure tanks

- lubricant storage for 2-litre and 10-litre forming lubricant
- with compressed-air fitting up to 2.5 bar
- with 1/2" filter
- with float switch for filling level monitoring, depending on equipment
- prepared for wall mounting

Stainless steel storage tanks

- stainless steel storage tanks with a removable lid can be used where necessary. Please contact our technical sales department for more information

Tel.: +49 2374 5000-0

Pressure tanks

- lubricant storage for 25-litre and 40-litre forming lubricant
- with compressed-air fitting up to 2.5 bar
- with 1/2" filter
- with float switch for filling level monitoring, depending on equipment
- upright design

MST 005

Manual control

Description

- cost-effective dosing unit for roller lubricators
- manual setting of oil volume through two throttle valves on oil distribution block
- manual shut-off valve (MST hand) or 24V solenoid valve (MST 24 VDC)
- oil supply is established through gravity

Application

- RB M, RB M-SW, RB MS, RB-F, RB B, RB F-SW



Part no.	Designation	Lubricant storage	Oil distribution block	Max. permissible oil viscosity
1041603000	MST 005 hand lever	5-litre plastic container	VBH oil distribution block with two throttle valves and manual shut-off valve	20 mm ² /s (40°C)
1042603000	MST 005 VBMV	5-litre plastic container	VBMV oil distribution block, shut-off valve 24 V solenoid valve	20 mm ² /s (40°C)

MST 010


Manual control

Description

- cost-effective dosing unit for roller lubricators
- manual setting of oil volume through two throttle valves on oil distribution block
- both oil distribution block outputs are simultaneously activated, either manually or electrically
- accessories: Wall bracket for 10-litre canister
- oil supply is established through gravity

Application

- RB M, RB M-SW, RB MS, RB-F, RB B, RB F-SW



Part no.	Designation	Lubricant storage	Oil distribution block	Max. permissible oil viscosity
1041200000	MST 010 hand lever	10-litre canister	VBH oil distribution block with two throttle valves and manual shut-off valve	20 mm ² /s (40°C)
1042610000	MST 010 VBMV	10-litre canister	VBMV oil distribution block	20 mm ² /s (40°C)
1042610001	MST 010 VBMV-2	10-litre canister	VBMV-2 oil distribution block	20 mm ² /s (40°C)
1041400001	Wall bracket for 10-litre canister			

MST 0XX-D (-SS) VBMV

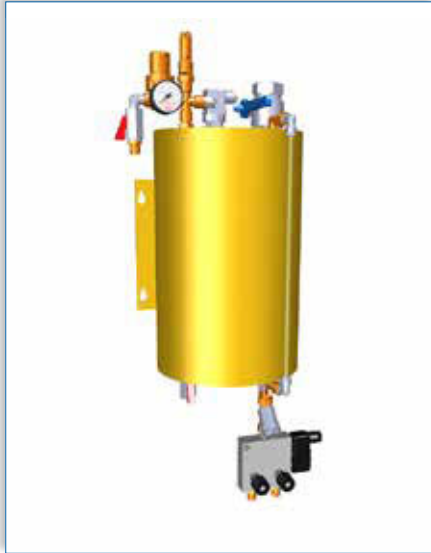
Manual control pressure tank
VBMV

Description

- manual setting of oil volume through two throttle valves on VBMV oil distribution block
- controlled oil supply through pneumatic application in pressure tank
- both oil distribution block outputs are simultaneously activated
- with 2, 10, 25 or 40-litre pressure tank
- in some cases equipped with a float switch for filling level monitoring in the pressure tank
- optional float switch available

Application

- or all roller lubricators



Part no.	Designation	Pressure tank	Oil distribution block	Float switch
1042011210	MST 002-D VBMV	2-litre D-002	VBMV with filter installed under the pressure tank	Without
1042110000	MST 010-D VBMV	10-litre D-010	VBMV with filter installed under the pressure tank	Without
1042110011	MST 010-D SS VBMV NC	10-litre D-010	VBMV with filter installed under the pressure tank	With
1042110016	MST 025-D VBMV	25-litre D-025	VBMV on mounting plate for separate pressure tank	Without
1042110017	MST 040-D VBMV	40-litre D-040	VBMV on mounting plate for separate pressure tank	Without

MST 0XXD (-SS) VBMV-2

Manual control pressure tank
VBMV-2

Description

- cost-effective precision dosing with activation options via press control system
- manual setting of oil volume through two throttle valves on VBMV-2 oil distribution block
- both oil distribution block outputs can be dosed separately
- controlled oil supply through pneumatic application in pressure tank
- optionally with 2 or 10-litre pressure tank
- in some cases equipped with a float switch for filling level monitoring in the pressure tank

Application

- for all roller lubricators



Part no.	Designation	Pressure tank	Oil distribution block	Float switch
1042011211	MST 002-D VBMV-2	2-litre D-002	VBMV-2 with filter installed under the pressure tank	Without
1042110012	MST 010-D SS VBMV-2 NC	10-litre D-010	VBMV-2 with filter installed under the pressure tank	With

EST-0XX with ELS 4000

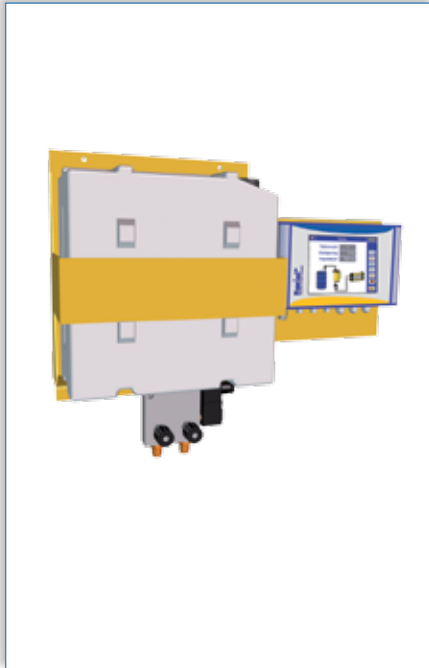
Electronic control with ELS 4000

Description

- compact electronic control unit consisting of the ELS 4000 electronic control unit, 10-litre plastic tank, VBMV oil distribution block and wall bracket
- variable setting of the oil volume via the ELS 4000 electronic control unit
- switching behaviour of the valve on the oil distribution block is determined by a cycle counter switch, a configurable delay time and an adjustable pulse duration

Application

- RB M, RB M-SW, RB MS, RB-F, RB B, RB F-SW



Part no.	Designation	Lubricant storage	Oil distribution block	Max. permissible oil viscosity
1043610033	EST-010 with ELS 4000	10-litre canister	VBMV oil distribution block	14 mm ² /s (40°C)

EST 0XX-D (-S)

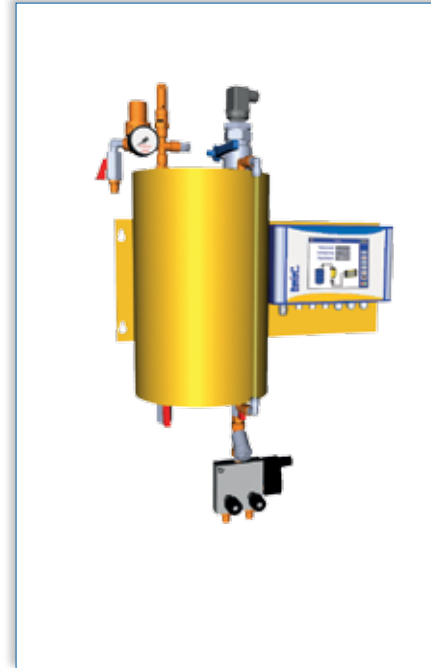
Electronic control pressure tank

Description

- compact electronic control unit consisting of the ELS 4000 electronic control unit, pressure tank and VBMV oil distribution block
- with 2, 10, 25 or 40-litre pressure tank
- in some cases equipped with a float switch for filling level monitoring in the pressure tank
- wall mounting of complete compact control unit for 2 and 10-litre pressure tank
- wall mounting of plate with oil distribution block and ELS 4000 electronic control unit for 25 and 40-litre pressure tank
- variable setting of the oil volume via the ELS 4000 electronic control unit

Application

- RB M, RB M-SW, RB MS, RB-F, RB B, RB FK-SW, RB BK-SW, RB FK-P-SW, RB BK-P-SW, RB PF-SW, RB PB-SW, RB SF-SW, RB SB-SW



Part no.	Designation	Pressure tank	Float switch
1043610025	EST 002-D	2-litre D-002	Without
1043610029	EST 002-D-S	2-litre D-002	With
1043610006	EST 010-D	10-litre D-010	Without
1043610014	EST 010-D-S	10-litre D-010	With
1043610020	EST 025-D	25-litre D-025	Without
1043610022	EST 025-D-S	25-litre D-025	With
1043610016	EST 040-D	40-litre D-040	Without
1043610017	EST 040-D-S	40-litre D-040	With

EST-0XX D(-S)

In Stand

Electronic control pressure tank in stand

Description

- compact electronic control unit consisting of the ELS 4000 electronic control unit, pressure tank and VBMV oil distribution block as mobile unit
- optionally with 2 or 10-litre pressure tank
- in some cases equipped with a float switch for filling level monitoring in the pressure tank
- variable setting of the oil volume via the ELS 4000 electronic control unit

Application

- RB M, RB M-SW, RB MS, RB-F, RB B, RB FK-SW, RB BK-SW, RB FK-P-SW, RB BK-P-SW, RB PF-SW, RB PB-SW, RB SF-SW, RB SB-SW



Part no.	Designation	Pressure tank	Float switch
1043610028	EST 002-D in stand frame	2-litre D-002	Without
1043610030	EST 002-D-S in stand frame	2-litre D-002	With
1043610009	EST 010-D in stand frame	10-litre D-010	Without
1043610011	EST 010-D-S in stand frame	10-litre D-010	With

EST-0XX-D.2 (-S)

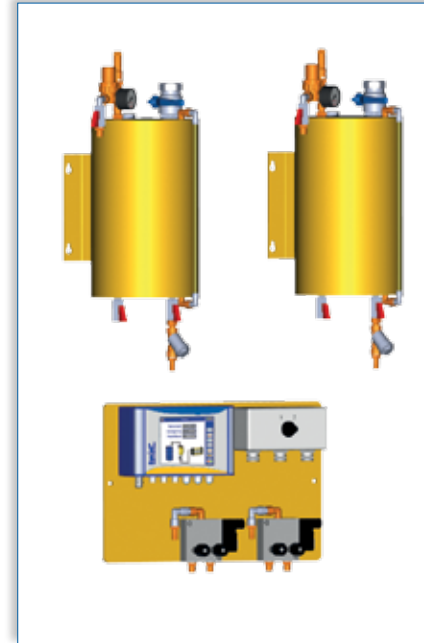
Electronic control pressure tank for two media

Description

- compact electronic control unit with two separate pressure tanks, consisting of the ELS 4000 electronic control unit, VBMV oil distribution block with a solenoid and two throttle valves, 4-pole changeover switch with two positions for changing from "Tank 1" to "Tank 2" and vice versa
- with two 10, 25 or 40-litre pressure tanks
- in some cases equipped with a float switch for filling level monitoring in the pressure tank
- variable setting of the oil volume via the ELS 4000 electronic control unit

Application

- RB M, RB M-SW, RB MS, RB-F, RB B, RB FK-SW, RB BK-SW, RB FK-P-SW, RB BK-P-SW, RB PF-SW, RB PB-SW, RB SF-SW, RB SB-SW



Part no.	Designation	Pressure tank	Float switch
1043610012	EST 010 D.2	2 x 10-litre D-010	Without
1043610024	EST 025 D.2	2 x 25-litre D-025	Without
1043610018	EST 040 D.2	2 x 40-litre D-040	Without
1043610019	EST 040 D.2-S	2 x 40-litre D-040	With

EBAD 4000 0XX-D

VBMV-2

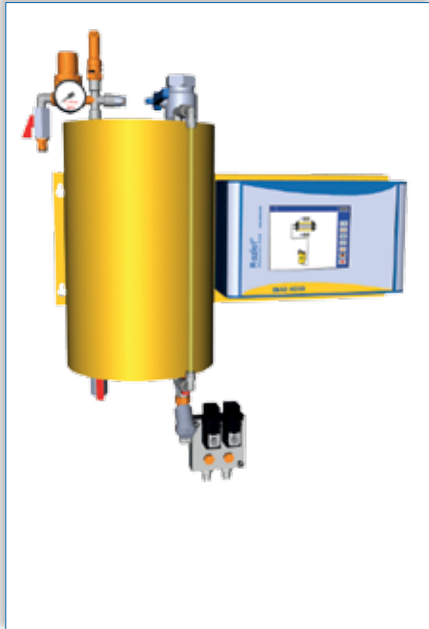
Electronic lubrication system
dosing control unit pressure tank

Description

- compact electronic control unit consisting of the EBAD 4000 electronic control unit, pressure tank and VBMV oil distribution block
- with 2, 10, 25 or 40-litre pressure tank
- optionally equipped with a float switch for filling level monitoring in the pressure tank
- optional float switch available
- variable setting of the oil volume via the EBAD 4000 electronic control unit

Application

- RB M, RB M-SW, RB MS, RB-F, RB B, RB FK-SW, RB BK-SW, RB FK-P-SW, RB BK-P-SW, RB PF-SW, RB PB-SW, RB SF-SW, RB SB-SW



Part no.	Designation	Pressure tank	Float switch
1053430000	EBAD-4000 002-D VBMV-2	2-litre D-002	Without
1053430001	EBAD-4000 010-D VBMV-2	10-litre D-010	Without
1053430002	EBAD-4000 025-D VBMV-2	25-litre D-025	Without
1053430003	EBAD-4000 040-D VBMV-2	40-litre D-040	Without

Accessories

Float switch, funnel

Float switch


- float switch with stainless steel float for filling level monitoring in pressure tank

Float switch for D-002 / D-010
Break contact: part no. 1089652013

Float switch for D-025 / D-040
Break contact: part no. 1089652088

Float switch, installation sets

- for D02 / D10 pressure tank for connection to ELS 4000 / EBAD 4000
Part no. 1044211817
- for D25 / D40 pressure tank for connection to ELS 4000 / EBAD 4000
Part no. 1044211818



Funnel

- for screwing onto the pressure tank
- diameter 160 mm
- capacity 1.2 litres
- with filling tube G1x150 mm and two screens

Accessories

Storage system, oil return tank


Storage system for replacement sets

- stand for holding roller replacement sets for Type RB PF-SW or RB SF-SW roller lubricators
- with brackets for 5 to 12 roller replacement sets, depending on stand design
- a manifold conveys remaining oil from the replacement sets into a 10-litre oil return tank
- also available for other roller replacement sets and in mobile version



Oil return tank

- 5 and 10-litre return tank for collecting oil
- with or without wall bracket
- optionally available with float switch for filling level monitoring



Accessories

Oil collecting pan, bracket for roller lubricators

Oil collecting pan

- oil collecting pans for fitting under roller lubricators
- with angle for connecting an oil hose to convey collected oil back into an oil return tank



Bracket for roller lubricators

- for all roller lubricators in different lengths and widths for fixing RB Mini, RB F, RB B, RB P and RB S series roller lubricators up to a max. lubrication width of 450 mm in your system

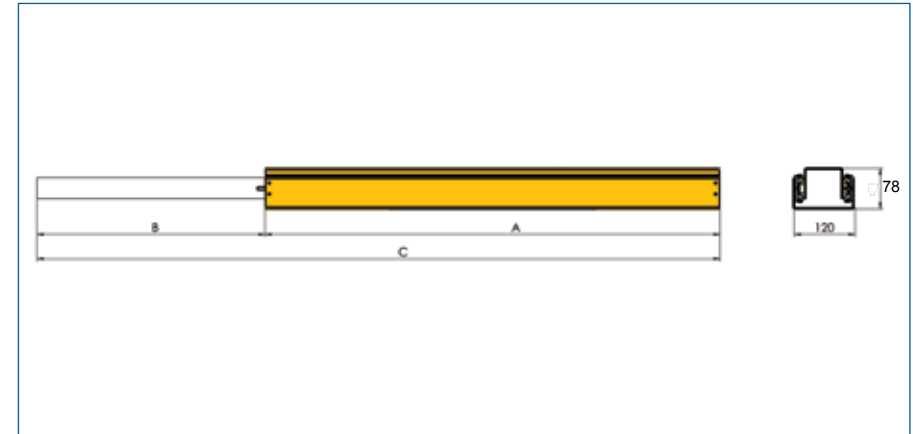



Description

- for easy changing of lubricating rollers through pulling the roller lubricator out of the line
- for installation under a Type RB PF-SW or RB SF-SW roller lubricator
- complete installation set incl. fixing material and plastic handle
- also available as retrofitting set

Energy chains

- available on request



Part no.	Designation	A Housing length [mm]	B Drawer length [mm]	C Overall length [mm]	Load capacity [kg]
3080310300	RA5 0300	300	300	600	150
3080310350	RA5 0350	350	350	700	145
3080310400	RA5 0400	400	400	800	140
3080310550	RA5 0550	550	550	1100	125
3080310650	RA5 0650	650	650	1300	115
3080310800	RA5 0800	800	800	1600	100
3080310900	RA5 0900	900	900	1800	90
3080311000	RA5 1000	1000	1000	2000	80
3080311200	RA5 1200	1200	1200	2400	60

Lift control units

HST manual lift control unit
Part no. 10495911111

- control of movement of lubricating rollers towards and away from the material through manual actuation of the hand lever



HST-MV 24V electric lift control unit
Part no. 1045911119

- electric control of movement of lubricating rollers towards and away from the material



Dropper chambers

TK 2 dropper chambers
Part no. 1080040002

- dropper chambers with PVC 8/5 hose for connection of roller lubricator < 300 mm lubrication width



TK 2 dropper chambers
Solvent resistant
Part no. 1080040026

- dropper chambers with PVC 8/5 hose for connection of roller lubricator < 300 mm lubrication width
- for solvent-based lubricants

TK 4 dropper chambers
Part no. 1080040004

- dropper chambers with PVC 8/5 hose for connection of roller lubricator as of 300 mm lubrication width




TK 4 dropper chambers
Solvent resistant
Part no. 1080040027

- dropper chambers with PVC 8/5 hose for connection of roller lubricator as of 300 mm lubrication width
- for solvent-based lubricants

Our lubricant brochure at a glance!



CLF 11 series



CLF 12 series



CLF 25 series



CLF...E- series



Raziol Fluid



IF

Are you already familiar with our forming oils?

We supply modern, high-performance forming lubricants which are, in part, free of mineral oil!

We will be more than happy to provide you with information on the special features of lubricants and support during trials.

Please contact us:

Phone.: +49 2374 5000-0

eMail: info@raziol.de

Raziol®
Zibulla & Sohn GmbH

Hagener Straße 144 + 152
D-58642 ISERLOHN
GERMANY

Phone: +49 2374 5000-0

Fax: +49 2374 5000-12

eMail: info@raziol.de

Web: www.raziol.com