

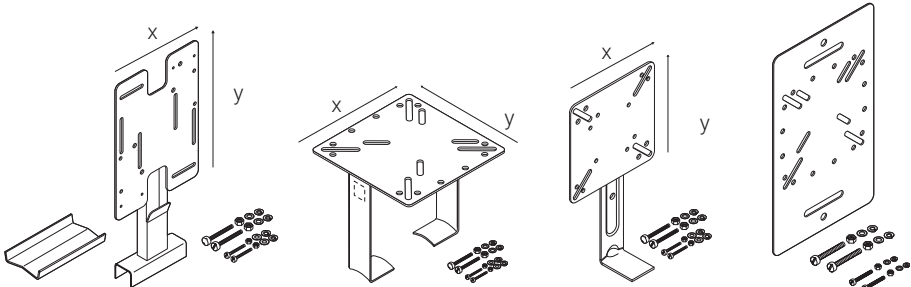
Accessories

SUPPORTS

Support brackets are used to fix equipment such as thermostats or junction boxes on pipes or cable trays. Support brackets require additional pipe straps which have to be ordered separately.

They include a set of M6 and/or M4 fixing screws, nuts, washers and spring lock washers for the fixation of one junction box or thermostat. They are fabricated in stainless steel (SS304, and passivation).

The table below outlines the typical compatibility of each bracket with relevant equipment, for other equipment please contact nVent representative.

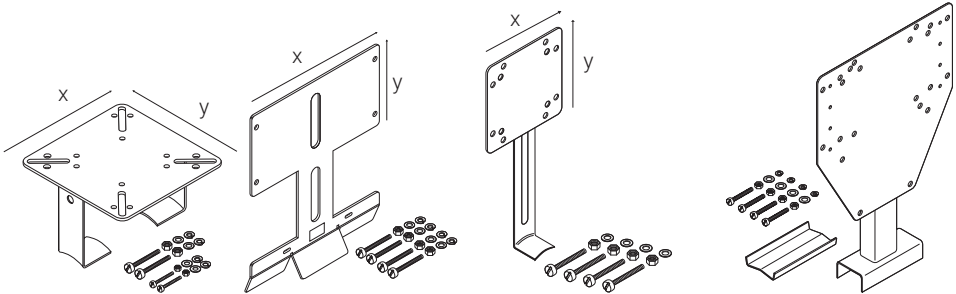


	SB-100 192932-000	SB-101 990944-000	SB-110 707366-000	SB-130** 1244-006602
AT-TS-13	x	x	x	x
AT-TS-14	x	x	x	x
JB-82	x	x	x	x
JB-NH2	x	x	x	
JB-NH4	x	x	x	
JB-EX-20(-EP)	x	x	x	x
JB-EX-21	x	x		x
JB-EX-21/35MM2				
JB-EX-25/35MM2				
JB-EX-32/35MM2				
JB-EX-42-EP				
JBU-100(-L)-E(P)	x	x		x
JB-EX-40-EP	x	x		x
JB-EX-41-EP	x	x		x
MONI-PT100-EXE		x		x
MONI-PT100-NH		x		x
MONI-PT100-4/20mA		x		x
RAYSTAT V5	x	x		x
RAYSTAT-EX-02	x	x	x	x
ETS-05	x	x	x	x
Elexant 5010i & Elexant 5010i-LIM				
T-M-10-S/+x+y	x	x	x	x
T-M-20-S/+x+y/(EX)			x	

**Support bracket for fixation to cable trays

Technical details

	SB-100 192932-000	SB-101 990944-000	SB-110 707366-000	SB-130** 1244-006602
Plate size (mm) X x Y	160 x 230	160 x 160	130 x 130	180 x 315
Distance pipe-plate (mm)	100	160	100	N.A.
Number of pipe straps required	2	2	1	2
Max. pipe temperature (°C)	230	230	230	N.A.
Weight (kg)	0.7	0.59	0.4	0.62



	SB-111 579796-000	SB-120 165886-000	JB-SB-26 338265-000	SB-125 1244-00603
AT-TS-13	x			
AT-TS-14	x			
JB-82	x			x
JB-NH2	x			
JB-NH4	x			
JB-EX-20(-EP)	x			
JB-EX-21				
JB-EX-21/35MM2	x*			
JB-EX-25/35MM2	x*			
JB-EX-32/35MM2	x*			
JB-EX-42-EP	x*			
JBU-100(-L)-E(P)				x
JB-EX-40-EP				x
JB-EX-41-EP				x
MONI-PT100-EXE	x		x	
MONI-PT100-NH	x		x	
MONI-PT100-4/20mA	x		x	
RAYSTAT V5				x
RAYSTAT-EX-02	x			x
ETS-05	x			
Elexant 5010i & Elexant 5010-LIM		x		x
T-M-10-S/+x+y	x			
T-M-20-S/+x+y(/EX)		x		x

* Use 2 brackets per junction box

Technical details

Plate size (mm) X x Y	130 x 130	220 x 120	80 x 80	220 x 232
Distance pipe-plate (mm)	100	120	100	100
Number of pipe straps required	2	2	1	2
Max. pipe temperature (°C)	230	230	230	230
Weight (kg)	0.48	0.66	0.2	0.9

Warning labels

Warning labels indicate the presence of electrical heat-tracing under the insulation of the pipe or other equipment. (min. of 1 label per 5 m of heat-tracing line). Also suitable for stainless steel pipes.



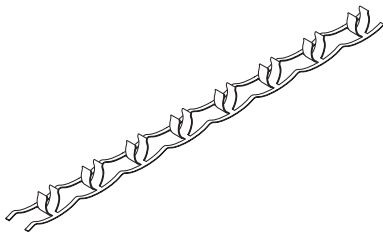
Language	EHT label reference	Product number
Arabian	LAB-ETL-AR	036236-000
Bulgarian	LAB-ETL-BG	1244-002183
Czech	LAB-ETL-CZ	731605-000
Danish	LAB-ETL-DK	C97690-000
Dutch	LAB-ETL-NL	749153-000
English	LAB-I-01	938947-000
Estonian/English	LAB-ETL-EN/EE	1244-001415
Finnish/Swedish	LAB-ETL-SE/FI	756479-000
French	LAB-I-05	883061-000
German/French/Italian (230 V)	LAB-ETL-DE/FR/IT	148648-000
German	LAB-ETL-DE	597779-000
Hungarian	LAB-ETL-HU	623725-000
Italian	LAB-ETL-IT	C97688-000
Kazakh/Russian/English	LAB-ETL-KZ/RU/EN	1244-017393
Latvian	LAB-ETL-LV	841822-000
Lithuanian	LAB-ETL-LT	105300-000
Norwegian	LAB-ETL-NO	C97689-000
Norwegian/English	LAB-ETL-EN/NO	165899-000
Polish	LAB-ETL-PL	258203-000
Portuguese	LAB-ETL-PT	945960-000
Romanian	LAB-ETL-RO	902104-000
Russian	LAB-ETL-RU	574738-000
Russian/English	LAB-ETL-EN/RU	1244-001060
Russian/English/Azeri	LAB-ETL-AZ/RU/EN	1244-012283
Russian/English/Uzbek	LAB-ETL-UZ/RU/EN	1244-022143
Spanish	LAB-ETL-ES	C97686-000
Swedish	LAB-ETL-SE	691703-000
Turkish/English	LAB-ETL-EN/TR	1244-014860



Language	Component label reference	Product number
English	LAB-I-02	774499-000
Russian/English	LAB-I-02/E/R LAB-ENDSEAL	1244-001059 146909-000
English	ETL-END-SEAL LAB-SPLICE	103405-000 007063-000

Stabilized design labels

If compliance to the T-class or A.I.T. cannot be achieved by the unconditional T-rating of the heating cable, the hazardous area regulations require that cable sheath temperature is determined by the rules of stabilized design as per EN 60079-30 and the heating design information is appropriately documented. For series heating designs, the following labels are available for physical marking of circuits in the field (min.1 label per heating circuit).



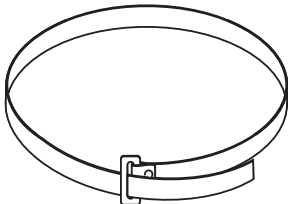
HWA-PI-FIX- SS-xMM-10M

Stainless steel clip band to attach Polymer Insulated series heating cables to pipes. Clips at regular distances to allow for even heater spacing. Band available in two sizes for different diameter ranges.

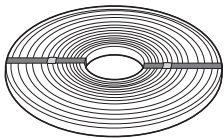
10 m per roll.
For diameters up to 5 mm, HWA-PI-FIX-SS-5MM-10M
PN: 1244-007768 Weight: 0.32 kg
For diameters up to 8 mm, HWA-PI-FIX-SS-8MM-10M
PN: 1244-007769 Weight: 0.52 kg

Available Pipe Straps

Stainless steel pipe straps for holding MI cable onto pipe. Tighten with pliers.
Allow one strap per 30 cm of pipe



Part No.	Pipe Diameter	Packing Qty
PB 125	to 1 ¼" (32 mm)	50 pc
PB 300	1 ½" to 3" (38 – 75 mm)	35 pc
PB 600	3 ½" to 6" (89 – 150 mm)	25 pc
PB 1000	6" to 10" (150 – 250 mm)	1 pc
PB 1200	to 12" (300 mm)	1 pc
PB 2400	to 24" (600 mm)	1 pc
PB 3600	to 36" (900 mm)	1 pc



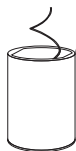
SNLS

Plain stainless steel banding/strip for holding MI cables in place on pipes.
30 m roll. Secured with buckles.



SNLK

Stainless steel buckles for use with metal banding strip type SNLS.




RMI-TW

Tie wire for fastening steel heating cables on pipes. Especially suitable for irregular shaped objects such as pumps, valves, flanges. Supplied in 50 m reels.

Do not use with copper or cupro nickel sheathed heating cables; use straps wherever possible.

Allowances for tie wire and banding on pipes.

Pipe Size (mm)	25	40	50	100	150	200	250	300	350	400	450	500	600	750	900	1200
Required length (m) per m of pipe	0.8	1.1	1.2	1.6	2.1	2.8	3.5	4.2	4.6	5.2	5.9	6.5	7.9	9.8	11.8	15.7

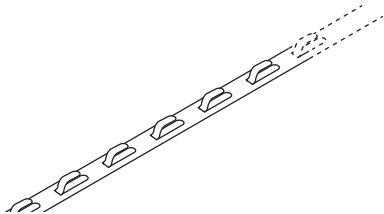


FT-19/FT-20

Zinc-plated metal mesh (FT-19) or stainless steel metal mesh (FT-20) for holding MI heating cables in place on pipes, tanks or other equipment.
Supplied in 25 m rolls (approx. width 1 m).

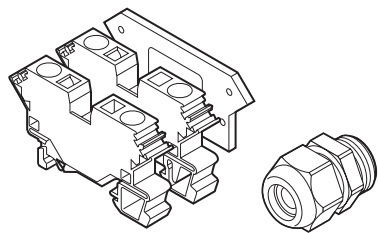
HARD-SPACER-SS-25MM-25M

Stainless steel spacer for fixing the heating cable on walls, tanks and vessels, etc.
Width spacer: 12.5 mm.
Fixing distance for cables: each 25 mm.
25 m per roll.
PN: 107826-000 Weight: 1.10 kg



The following terminals, glands, plugs, adaptors and reducers are all hazardous area approved (ATEX & EAC EX)
For approvals for other countries, contact your local nVent representative.

TERMINALS



HWA-WAGO-TSTAT-KIT

Thermostat kit with supplementary terminals to connect thermostats of type RAYSTAT-EX-02 to the junction boxes JBS, JBM and JBU.

The kit includes 2 terminals Spring-type terminals (1 x L, 1 x PE), 1 power cable gland GL-36-M25, 1 end plate and 1 installation instruction.

PN: 966659-000 Weight: 0.073 kg

HWA-WAGO-PHASE

Phase/neutral terminal (Ex e), spare part for various junction boxes, max. 10 mm² solid/stranded.

PN: 633476-000 Weight: 0.019 kg

HWA-WAGO-EARTH

Earth terminal (Ex e), spare part for various junction boxes, max. 10 mm² solid/stranded.

PN: 911505-000 Weight: 0.027 kg

HWA-WAGO-ENDPLATE

End plate for HWA-WAGO-..., 10 mm² terminals, spare part.

PN: 983674-000 Weight: 0.003 kg

HWA-WAGO-JUMPER

Jumper to bridge HWA-WAGO-..., 10 mm² terminals, spare part.

PN: 550942-000 Weight: 0.0004 kg

HWA-WDM-PHASE-35

Phase/neutral screw terminal (Ex e), spare part for JB-EX-xx/35MM2 junction boxes, max. 35 mm² solid/stranded.

PN: 1244-006990 Weight: 0.052 kg

HWA-WDM-EARTH-35

Earth screw terminal (Ex e), spare part for JB-EX-xx/35MM2 junction boxes, max. 35 mm² solid/stranded.

PN: 1244-006992 Weight: 0.077 kg

HWA-WDM-EARTH-10

Earth screw terminal (Ex e), spare part for JB-EX-xx/35MM2 junction boxes, max. 10 mm² solid/stranded.

PN: 1244-006994 Weight: 0.030 kg

HWA-WDM-JUMPER-35-2

Jumper to bridge two HWA-WDM... 35 mm² terminals, spare part

PN: 1244-006995 Weight: 0.013 kg

HWA-WDM-JUMPER-35-3

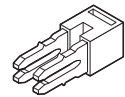
Jumper to bridge three HWA-WDM... 35 mm² terminals, spare part

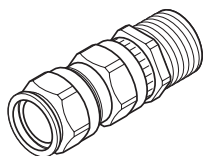
PN: 1244-006996 Weight: 0.020 kg

HWA-WDM-PLATE

End plate for HWA-WDM-... 35 mm² terminals, spare part

PN: 1244-007004 Weight: 0.005 kg



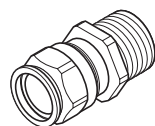
**GL-33**

¾" NPT power cable gland for RAYSTAT-EX-02 (Ex II2GD / Ex db IIC / Ex eb IIC / Ex tb IIIC)
Nickel plated brass, silicone grommet.

For use with armoured power cables with outer sheath diameter of 13.5 – 21 mm and inner sheath diameter of 10 – 15.5 mm.

PN: 1244-017517

Weight: 0.14 kg

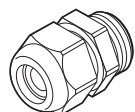
**GL-34**

¾" NPT power cable gland for RAYSTAT-EX-02 (Ex II2GD / Ex db IIC / Ex eb IIC / Ex tb IIIC)
Nickel plated brass, silicone grommet.

For use with non-armoured power cables with outer sheath diameter of 10 – 15.5 mm.

PN: 1244-017518

Weight: 0.08 kg

**GL-36-M25**

M25 power cable gland (Ex II 2 GD Ex eb IIC Gb / Ex tb IIIC Db) Polyamide.

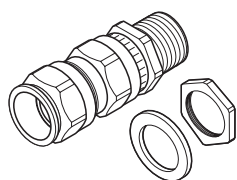
For use with non-armoured power cables with outer diameter range 8-17,5 mm.

Temperature range: –20°C/+70°C.

Spare part for JBS-100, JBM-100 and JBU-100.

PN: 1244-019082

Weight: 0.016 kg

**GL-38-M25-METAL**

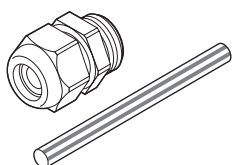
M25 power cable gland (Ex II 2 GD / Ex db IIC / Ex tb IIIC) for use with junction boxes with internal earth plate (-EP) or metal boxes.

Nickel plated brass, silicone grommet.

For use with armoured power cables with sheath diameter of 13.5 – 21 mm and inner sheath diameter 10 – 15.5 mm.

PN: 056622-000

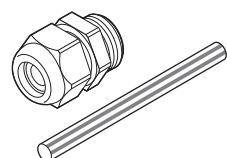
Weight: 0.15 kg

**C20-PI-PA-KIT**

Cable gland (Ex eb), polyamide for use with PI cables with a diameter range of 4-13 mm, up to –40°C. With green/yellow sleeve.

PN: 1244-019669

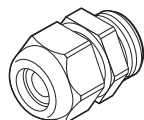
Weight: 0.02 kg

**C20-PI-M0-KIT**

Cable gland (Ex eb), Ni plated brass for use with PI cables with a diameter range of 5-14 mm in conjunction with junction boxes with earth plate or with polymer junction boxes and an earth lug, up to –55°C. With green/yellow sleeve.

PN: 1244-019670

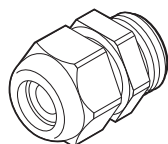
Weight: 0.71 kg

**GL-45-M32**

M32 cable gland (Ex eb), polyamide for use with power cables with a diameter range of 12 – 21 mm.

PN: 1244-000 847

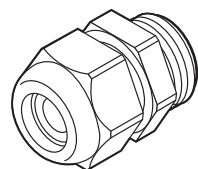
Weight: 0.028 kg

**GL-51-M40**

M40 cable gland (Ex eb), polyamide for use with power cables with a diameter range of 17 – 28 mm.

PN: 1244-007003

Weight: 0.045 kg

**GL-55-M25**

M25 power cable gland (Ex eb) Polyamide.

For use with non-armoured power cables with outer diameter range 8 – 15 mm.

Temperature range: –55°C/+70°C

Spare part for JBS-100, JBM-100, JBU-100, JB-EX-20(-EP), JB-EX-40-EP, JB-EX-41-EP, JB-MB-25/16MM2 and JB-MB-26/16MM2

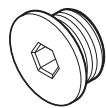
PN 1244-019083

Weight: 0.016 kg

PLUGS

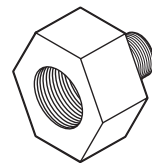
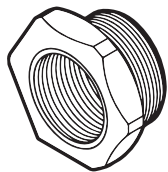


HWA-PLUG-M20-EXE-PLASTIC
M20 stopping plug Ex eb, up to –55°C.
Polyamide.
Spare parts for various junction boxes.
PN: 1244-000 845 Weight: 0.003 kg



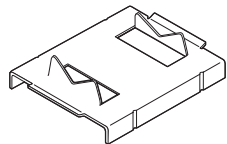
HWA-PLUG-M25-EXE-PLASTIC
M25 stopping plug Ex eb, up to –55°C.
Polyamide.
Spare parts for various junction boxes.
PN: 434994-000 Weight: 0.007 kg

ADAPTORS/REDUCERS



Prod description	Male	Female	Hazardous area approved	Material	Extra accessories	Product number (Weight)
REDUCER-M25/M20-EEXE	M25	M20	Ex eb	Polyamide	None	1244-002089 (0.021 kg)
REDUCER-M32/M25-EEXE	M32	M25	Ex eb	Polyamide	None	1244-000859 (0.009 kg)
REDUCER-M40/M32	M40	M32	Ex eb	Polyamide	O-ring	1244-007007 (0.016 kg)
ADPT-PG16-M25-EEXE	M25	PG16	Ex eb	Polyamide	O-ring	541892-000 (0.020 kg)
REDUCER-M25/20-EEXD	M25	M20	Ex db / eb	Brass	O-ring	404287-000 (0.07 kg)
REDUCER-M25/20	M25	M20	Ex db / eb	Brass	Locknut, Fibre washer, O-ring	630617-000 (0.07 kg)
REDUCER-M25/M20-EEXD-SS	M25	M20	Ex db / eb	Stainless steel	O-ring	1244-002090 (0.028 kg)
REDUCER-1NPT/PG16-EEXD	1" NPT	PG16	Ex db / eb	Stainless steel	None	414478-000 (0.10 kg)
REDUCER-1NPT/M25	1" NPT	M25	Ex db / eb	Stainless steel	None	1244-000953 (0.55 kg)
REDUCER-M25/PG16-EEXE	PG16	M25	Ex eb	Polyamide	O-ring	953780-000 (0.03 kg)
ADAPTOR-M20/25	M20	M25	Ex d	Brass	Locknut and O-ring	492799-000 (0.092 kg)
ADPT-M20/25-EEXD	M20	M25	Ex db / eb	Brass	O-ring	684953-000 (0.09 kg)

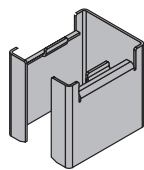
SMALL PIPE ADAPTORS



JBS-SPA
Small pipe adaptor required for pipes ≤ 1" (DN25), applicable for JBS-100, E-100, E-100-L
E90515-000 (bag of 5 adaptors) Weight: 0.14 kg

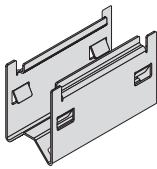
JBM-SPA
Small pipe adaptor required for pipes ≤ 1" (DN25), applicable for JBM-100, T-100
D55673-000 (bag of 5 adaptors) Weight: 0.40 kg

STANDOFFS



JBS-100-STAND-OFF

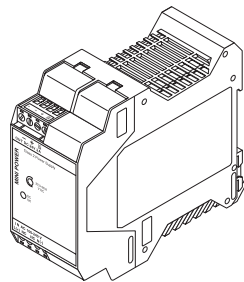
Junction box stand off
P000003408
For insulation ≥ 120 mm & ≤ 180 mm*
Weight (net) = 135 g
*Consider extra pipe strap length 6-9" (150-225 mm) for attachment.



JBM-100-STAND-OFF

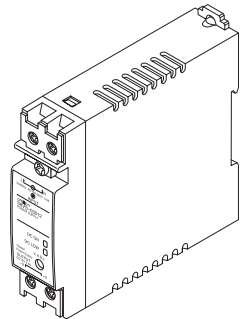
Junction box stand off
P000003624
For insulation ≥ 120 mm & ≤ 180 mm*
Weight (net) = 272 g
*Consider extra pipe strap length 6-9" (150-225 mm) for attachment.

POWER SUPPLY



MONI-RMC-PS24

24 Vdc stabilized power supply
Wide range input (100 – 240 Vac) power supply to provide.
24 Vdc input for MONI- RMC-BASE.
Surface or DIN 35 rail mounted.
PN: 972049-000 Weight: 0.28 kg



MONI-PS12

12 Vdc stabilized power supply
Wide range input (100 – 240 Vac) power supply to provide 12 Vdc input for the
nVent RAYCHEM NGC-30-CRM-E and nVent RAYCHEM NGC-30-CRMS-E cards.
DIN 35 rail mountable.
PN: 1244-001505 Weight: 0.18 kg