



e-tubes | Series R2i.48 | Lids openable along the inner radius, from both sides
 e-tubes | Series R2.48 | Lids openable along the outer radius, from both sides

Part No. e-tubes openable along the inner radius	Part No. e-tubes openable along the outer radius	Bi [mm]	Ba [mm]	R Available bend radii [mm]										R2i.48 [kg/m]	R2.48 [kg/m]
				100	125	150	175	200	225	250	300				
R2i.48.050.R.0*	R2.48.050.R.0*	50	70	100	125	150	175	200	225	250	300	≈ 1.92	≈ 1.92		
R2i.48.075.R.0*	R2.48.075.R.0*	75	95	100	125	150	175	200	225	250	300	≈ 2.23	≈ 2.23		
R2i.48.100.R.0*	R2.48.100.R.0*	100	120	100	125	150	175	200	225	250	300	≈ 2.55	≈ 2.55		
R2i.48.115.R.0	R2.48.115.R.0*	115	135	100	125	150	175	200	225	250	300	≈ 2.74	≈ 2.74		
R2i.48.125.R.0	R2.48.125.R.0*	125	145	100	125	150	175	200	225	250	300	≈ 2.86	≈ 2.86		
R2i.48.150.R.0*	R2.48.150.R.0*	150	170	100	125	150	175	200	225	250	300	≈ 3.18	≈ 3.18		
R2i.48.175.R.0*	R2.48.175.R.0*	175	195	100	125	150	175	200	225	250	300	≈ 3.49	≈ 3.49		
R2i.48.200.R.0	R2.48.200.R.0*	200	220	100	125	150	175	200	225	250	300	≈ 3.81	≈ 3.81		
R2i.48.225.R.0*	R2.48.225.R.0*	225	245	100	125	150	175	200	225	250	300	≈ 4.05	≈ 4.05		
R2i.48.250.R.0	R2.48.250.R.0*	250	270	100	125	150	175	200	225	250	300	≈ 4.44	≈ 4.44		

*Width available upon request. Please consult igus® for delivery time.

Complete Part No. with required radius (R). Example: R2i.48.115.100.0

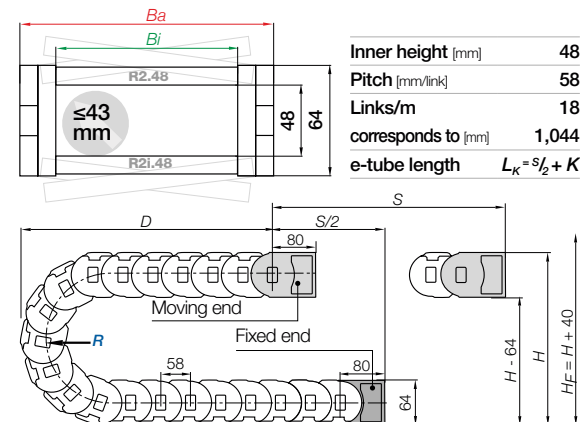
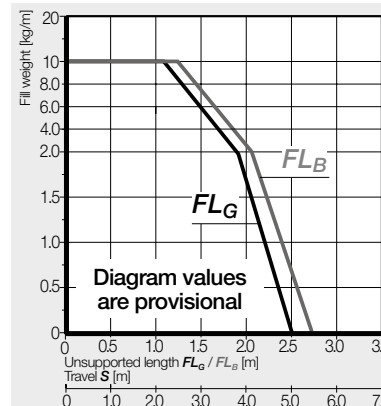
Hot swarf up to +850°C for e-tubes

- e-tubes can repel swarf up to +850°C. Special production option with the igus® material igumid HT
 - No hot swarf melting or embedding into the chain
- More information ► www.igus.eu/HT



CFU strain relief with innovative honeycomb design

- Fast filling, openable from both sides for assembly in seconds
 - Flexible honeycomb design for increased holding force
 - Tribologically optimised honeycomb design for the best hold
 - Universal use, compact, space-saving design
- More information ► Page 1422



R	100	125	150	175	200	225	250	300
H	264	314	364	414	464	514	564	664
D	219	244	269	294	319	344	369	419
K	435	510	590	670	745	825	905	1060

The required clearance height: $H_F = H + 40\text{mm}$ (with 2.0kg/m fill weight)

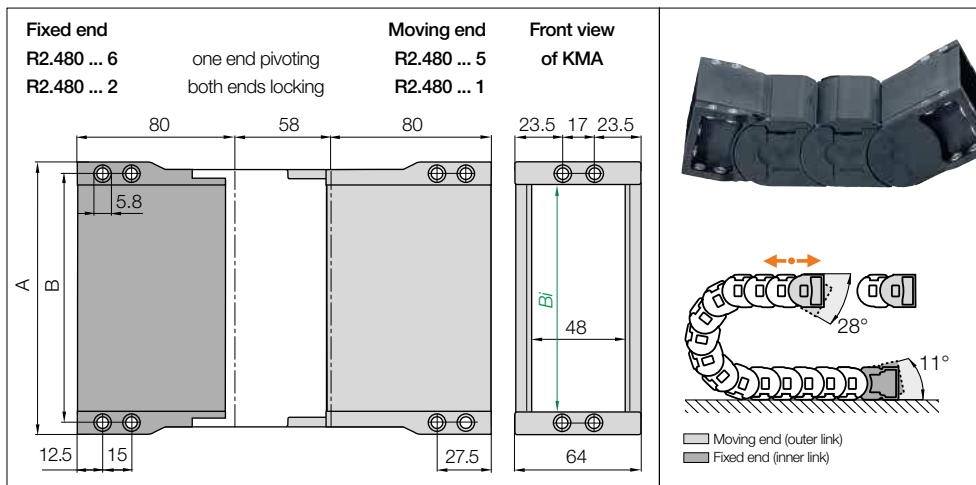


i If a gliding application is required for a long travel, please consult igus®.

Aluminium support tray

- Corrosion-resistant and seawater-resistant aluminium rails with adjustable width
 - Noise-reducing glide strip integrated as standard
 - Easy installation and connection of the e-tube
 - Open design - dirt and debris fall through
- More information ► From page 1362



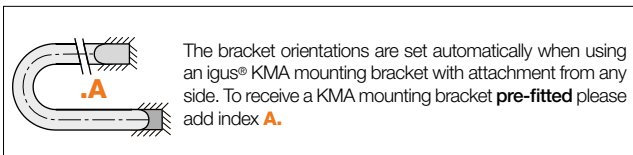


KMA pivoting | Recommended for unsupported applications
KMA locking | Recommended for vertical hanging and standing applications

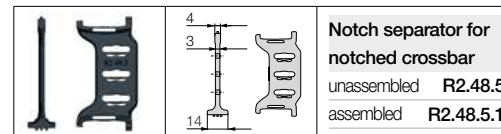
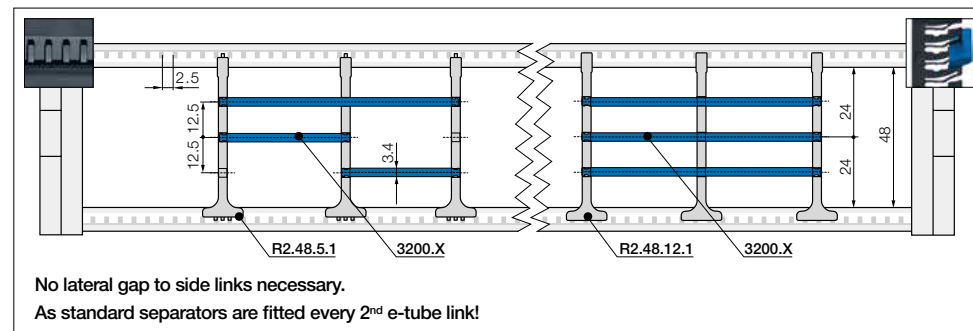
Width index	Part No. full set KMA	Part No. full set KMA	A [mm]	B [mm]	Bi [mm]
	one end pivoting	both ends locking			
050. ▶	R2.480.050.56*	R2.480.050.12*	74	62	50
075. ▶	R2.480.075.56*	R2.480.075.12*	99	87	75
100. ▶	R2.480.100.56*	R2.480.100.12*	124	112	100
115. ▶	R2.480.115.56	R2.480.115.12*	139	127	115
125. ▶	R2.480.125.56	R2.480.125.12*	149	137	125
150. ▶	R2.480.150.56*	R2.480.150.12*	174	162	150
175. ▶	R2.480.175.56*	R2.480.175.12*	199	187	175
200. ▶	R2.480.200.56	R2.480.200.12*	224	212	200
225. ▶	R2.480.225.56*	R2.480.225.12*	249	237	225
250. ▶	R2.480.250.56	R2.480.250.12*	274	262	250

*Width available upon request. Please consult igus® for delivery time.

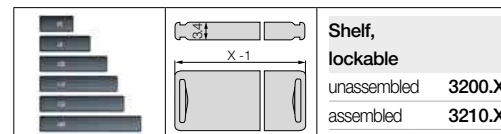
(KMA = polymer metal mounting bracket)



Strain relief e.g. clamps, tiewrap plates, nuggets and clips are available from stock. The complete chainfix range with ordering options ▶ From page 1392



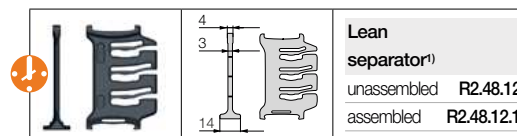
Locks securely in preset increments
 Notch separator for exact positioning. Recommended for side-mounted applications.



Horizontal separation
 Full-width shelf locks securely into separators at both ends, giving a fixed width. Can be used as full-width or partial shelf.

Shelves Width = X [mm]	X [mm] unassembled		X [mm] assembled		X [mm] unassembled		X [mm] assembled	
	unassembled	assembled	unassembled	assembled	unassembled	assembled	unassembled	assembled
050	3200.050	3210.050	125	3200.125	3210.125	225	3200.225	3210.225
075	3200.075	3210.075	150	3200.150	3210.150	250	3200.250	3210.250
100	3200.100	3210.100	175	3200.175	3210.175			
115	3200.115	3210.115	200	3200.200	3210.200			

Interior separation | To allow faster filling



Lean separators¹⁾
 For quick fitting of shelves in several layers.
1) Note: Please combine maximum 4 lean separators with one shelf. Not suitable for side-mounted e-chains²⁾

With the lean separator you can quickly insert several layers of cables into the e-chain® and reduce the installation time by up to 50%²⁾.

²⁾ Lean interior separation vs. Standard separator - measured on a 4m long e-chain® fitted with 12 cables in the igus® readychain® factory

