




Rotating cleaning nozzles »HygienicWhirly« Series 594/595

Series 594/595

The HygienicWhirly with its highly effective flat jets is particularly suited for high hygiene requirements and for the application of foam. Operation at low pressure with good cleaning effect is also possible.



Function video

Scan the QR-code or go to:
www.lechler.com/hygienicwhirly



Max. tank
diameter [m]

0

1

2

3

4

5

6

7

8



Materials
316L SS, PEEK,
Slip-on connection
version: O-ring made
of EPDM



Max. temperature
100 °C,
short-term
up to 140 °C



**Recommended
operating pressure**
3 bar



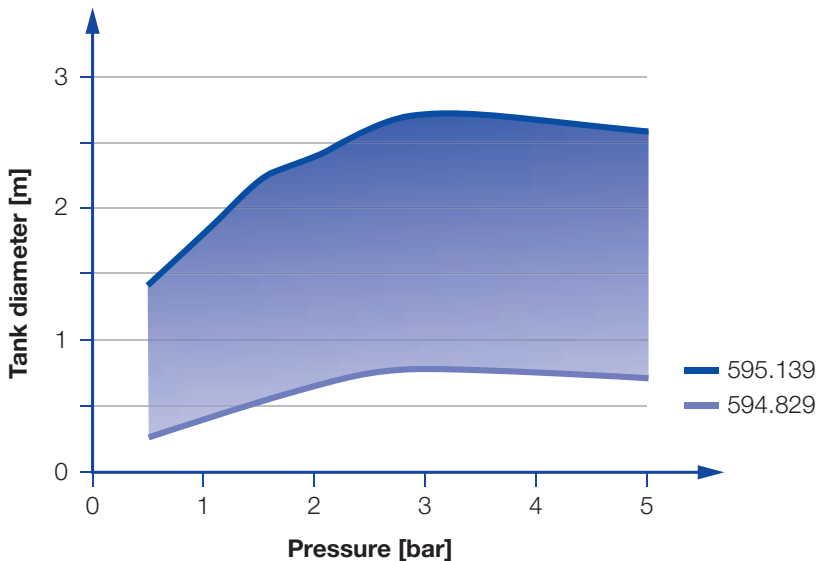
Installation
Operation in every
direction is possible



Filtration
Line strainer with
a mesh size of
0.3 mm/50 mesh



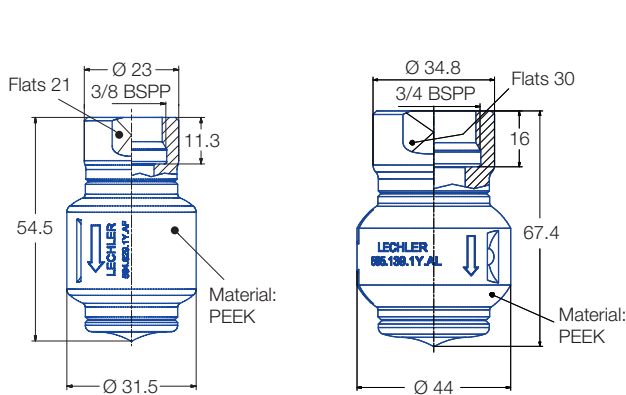
Bearing
Slide bearing
made of PEEK



Overview of the tank diameter, depending upon the pressure of series 594/595

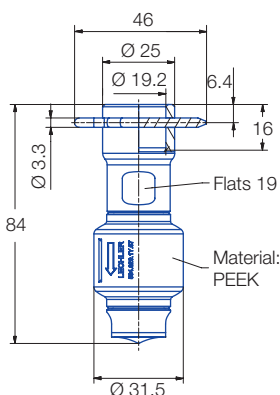


52

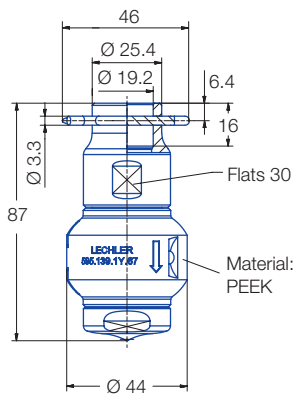


Standard version
Female tread
59X.XX9.1Y.AF

Standard version
Female tread
595.139.1Y.AL



Dimensions slip-on connection
according to ASME-BPE (OD-tube)
59X.XX9.1Y.67



Dimensions slip-on connection
according to ASME-BPE (OD-tube)
595.139.1Y.67

<div>Spray angle</div> <div></div>	Ordering no.				E Ø [mm]	V̇ [l/min]					Max. tank diameter [m]
	Type	Connection				p [bar] (p _{max} = 5 bar)					
		3/8 BSPP female	3/4 BSPP female	3/4" Slip-on		0.5	1	2	3	at 40 psi [US gal/ min]	
360° 	594.829.1Y	AF	-	67	1.7	6	8	11	14	3	0.8
	594.879.1Y	AF	-	67	2.5	8	11	15	18	5	1.2
	595.009.1Y	AF	-	67	4.0	16	22	32	39	10	1.5
	595.049.1Y	AF	-	67	4.2	20	28	40	49	12	2.0
	595.139.1Y	-	AL	67	5.0	34	47	67	82	21	2.7

E = narrowest free cross-section · NPT on request

The maximum tank diameter shown above applies for the recommended operating pressure and is indicative only. The cleaning result is also affected by the type of soiling.

Information on operation

- Operation with compressed air only for short-term usage. Operation above the recommended operating pressure has negative effects on the cleaning result and wear.

Example	Type	+	Connection	=	Ordering no.
of ordering:	594.829.1Y	+	AF	=	594.829.1Y.AF

Slip-on information

- R-clip made of 316L SS is included (Ordering no.: 095.022.1Y.50.94.E).
- Depending on diameter of the adapter the flow rate can increase due to leakage between connecting pipe and rotating cleaning nozzle.