

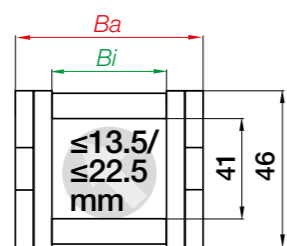
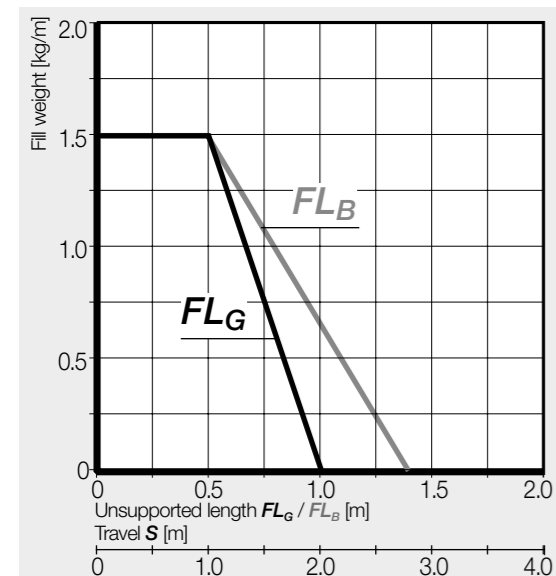


e-chains® | Series 11.1 11.2 | One-piece, non-openable

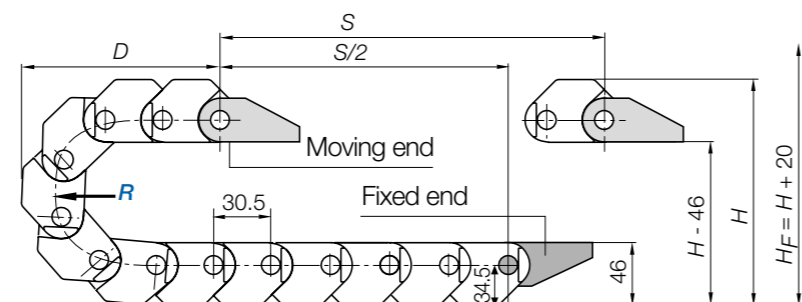
Part No.	Bi	Ba	R Available bend radii	Weight
e-chains®	[mm]	[mm]	[mm]	[kg/m]
11.1.R.0	15	25.5	040 063 075 100	≈ 0.50
11.2.R.0	25	35.5	040 063 075 100	≈ 0.53

Complete Part No. with required radius (R). Example: 11.1.040.0

Installation dimensions

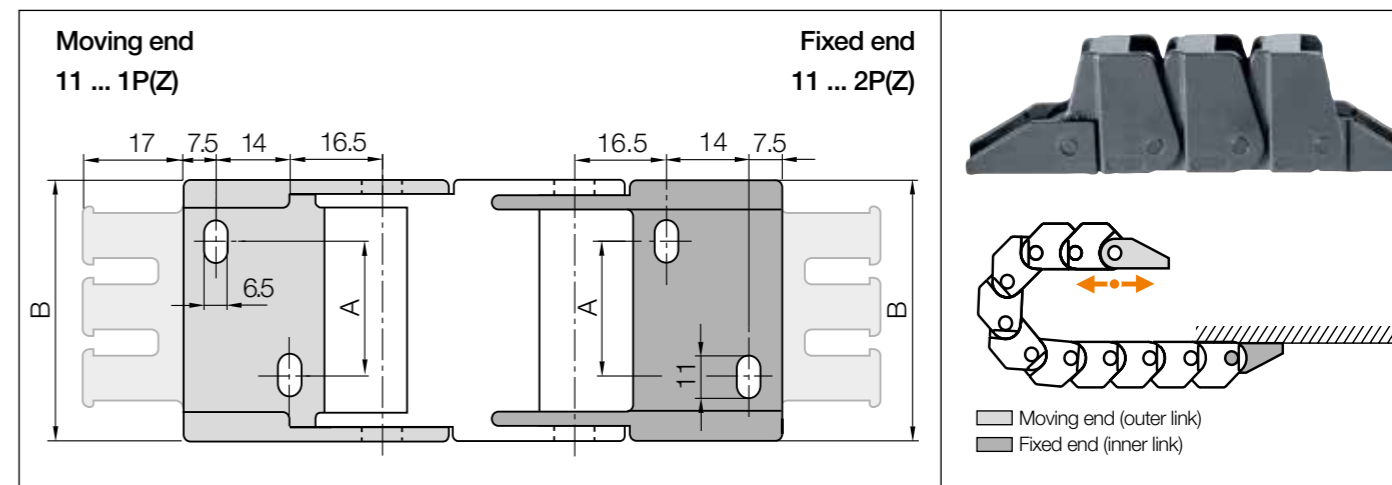


Inner height [mm]	41
Pitch [mm/link]	30.5
Links/m	33
corresponds to [mm]	1,006.5
e-chain® length	$L_K = \frac{S}{2} + K$

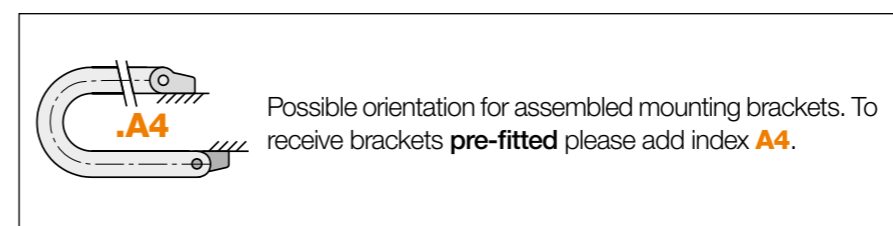


R	040	063	075	100
H	149	195	219	269
D	120	143	155	180
K	190	260	300	380

The required clearance height: $H_F = H + 20\text{mm}$ (with 0.5kg/m fill weight)



Width index	Part No. full set with tiewrap plates	Part No. full set without tiewrap plates	A [mm]	B [mm]	Number of teeth
1. ►	101.12PZ	101.12P	-	26	2
2. ►	102.12PZ	102.12P	10	36	3



Possible orientation for assembled mounting brackets. To receive brackets pre-fitted please add index **A4**.

Order example
101.12PZ.A4
.A... to indicate option with brackets pre-fitted
With integrated strain relief tiewrap plates
Full set
Series