



Simple and cost-effective - snap-in trough system SP

The igus® snap-in trough system SP is a very simple and cost-effective trough-system made from galvanised steel to guide e-chains® up to 50m lengths at low speeds.

- Smaller than conventional troughs
- Quick and easy assembly
- Fixed inner width due to spacer
- No complex width setting required
- No sharp metal edges internally with covered connectors
- Cost-effective due to easy assembly

Typical industries and applications

- For simple applications with less installation space

Part No. without glide bars	Part No. with glide bars	For e-chain® Series	H _{Ra} [mm]	Page
 <p>Snap-in trough system SP simple and cost-effective</p>				
91.930	91.931	10 ● B15/B15i ● 15/R15	55.5	1388
92.930	92.931	E2.26 ● 2500 ● 255	76.6	1389
93.930	93.931	E2.48 ● 3500	138.6	1390
95.930	95.931	E2.38 ● 2700	106.6	1391



Available from stock. Ready to ship in 24 - 48hrs.*

*Average time before the ordered goods are dispatched.



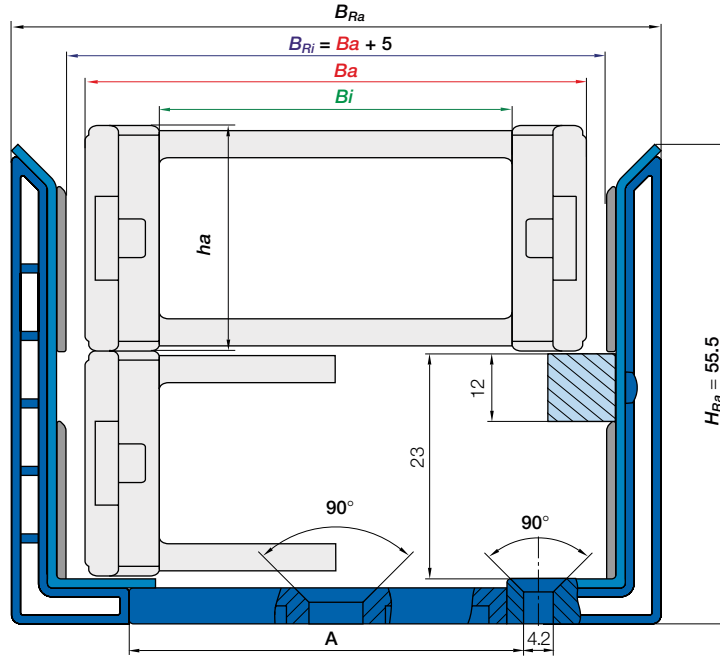
For the following igus® series

E2 mini

- 10
- B15/B15i

zipper

- 15/R15



Installation dimensions

XXX	A	B _{Ra}	B _{Ri}
015	21	46	29.6
025	31	56	39.6
038	43	68	51.6
050	55	80	63.6
05	71	96	79.6
06	88	113	96.6
07	108	133	116.6

XXX = Width index

Snap-in trough | Components

Individual parts	Part No.	Weight
Trough set without glide bars, 2 glide strips of 1m	91.930	≈ 1.50kg
Trough set with glide bars, 2 glide strips of 1m	91.931	≈ 1.90kg
Glide bar set, 2 glide bars, 1m section	91.920	
Screw set for glide bar	91.921	
Installation set with spacer plate	91.950.XXX	≈ 0.05kg
Installation set without spacer plate	91.950	≈ 0.03kg

Please add the width index XXX. Example: 91.950.050

Order example: series 15 for e-chain® inner width 50mm.
For 20m trough the following parts are required:

10 x 1m, trough set without glide bars (10 x 1m)	91.930
10 x 1m, trough set with glide bars (10 x 1m)	91.931
Installation set with spacer plate (21x)	91.950.050



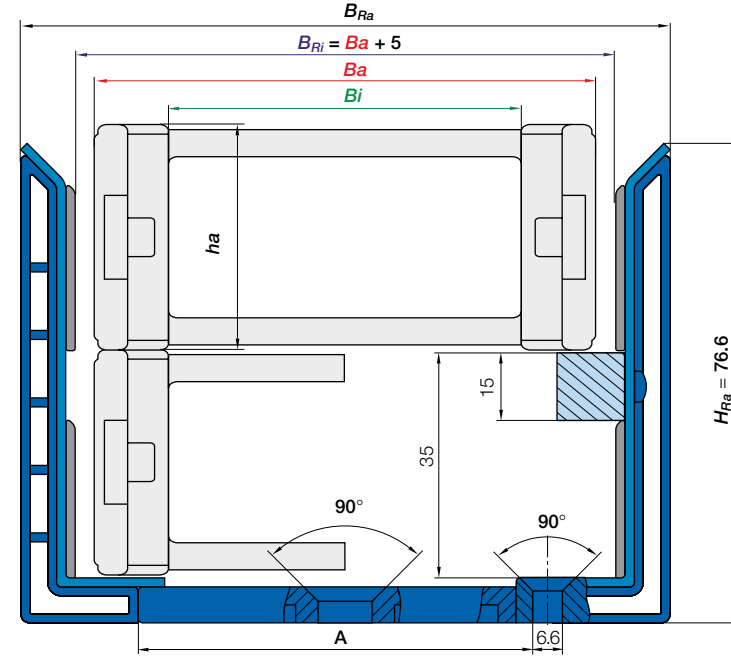
For the following igus® series

E2.1

- E2.26

E2/000

- 2500



Snap-in trough | Components

Individual parts	Part No.	Weight
Trough set without glide bars, 2 glide strips of 2m	92.930	≈ 5.50kg
Trough set with glide bars, 2 glide strips of 2m	92.931	≈ 6.50kg
Glide bar set, 2 glide bars, 1m section	92.920	
Screw set for glide bar	92.921	
Installation set with spacer plate	92.950.XXX	≈ 0.10kg
Installation set without spacer plate	92.950	≈ 0.08kg

Please add the width index XXX. Example: 92.950.05

Order example: series 2500 for e-chain® inner width 50mm.
For 20m trough the following parts are required:

10 x 1m, trough set without glide bars (5 x 2m)	92.930
10 x 1m, trough set with glide bars (5 x 2m)	92.931
Installation set with spacer plate (21x)	92.950.05

Installation dimensions

XXX	A	B _{Ra}	B _{Ri}
02*	14	67	43
03	27	80	56
05	46	99	75
07	66	119	95
09	78	131	107
10	92	145	121
12	114	167	143

*Spacer plate upon request

XXX = Width index



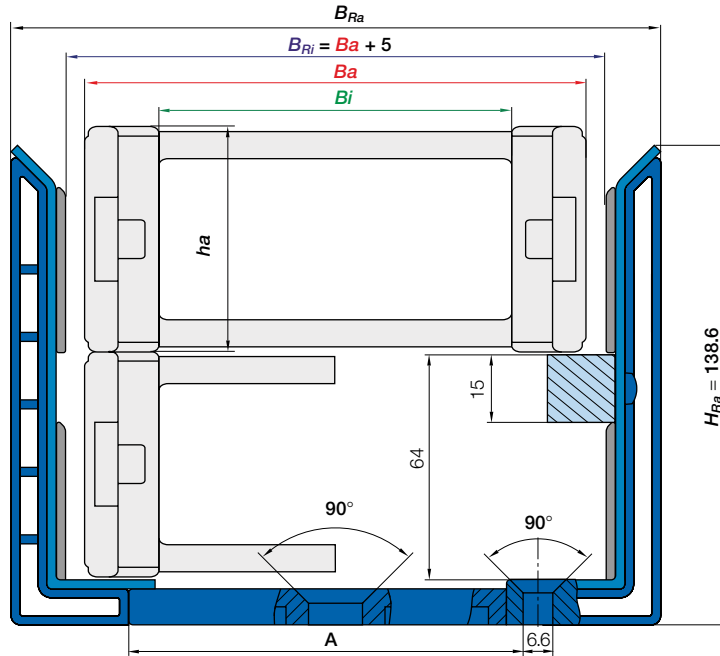
For the following igus® series

E2.1

● E2.48

E2/000

● 3500



Installation dimensions

XXX	A	B _{Ra}	B _{Ri}
050	40	102	74
075	65	127	99
100	90	152	124
115	105	167	139
125	115	177	149
150	140	202	174
175	165	227	199
200	190	252	224
225	215	277	249
250	240	302	274

XXX = Width index

Snap-in trough | Components

Individual parts	Part No.	Weight
Trough set without glide bars, 2 glide strips of 2m	93.930	≈ 9.00kg
Trough set with glide bars, 2 glide strips of 2m	93.931	≈ 10.00kg
Glide bar set, 2 glide bars, 1m section	93.920	
Screw set for glide bar	93.921	
Installation set with spacer plate	93.950.XXX	≈ 0.20kg
Installation set without spacer plate	93.950	≈ 0.16kg

Please add the width index XXX. Example: **93.950.050**

Order example: series 3500 for e-chain® inner width 50mm.
For 20m trough the following parts are required:

10 x 1m, trough set without glide bars (5 x 2m)	93.930
10 x 1m, trough set with glide bars (5 x 2m)	93.931
Installation set with spacer plate (21x)	93.950.050



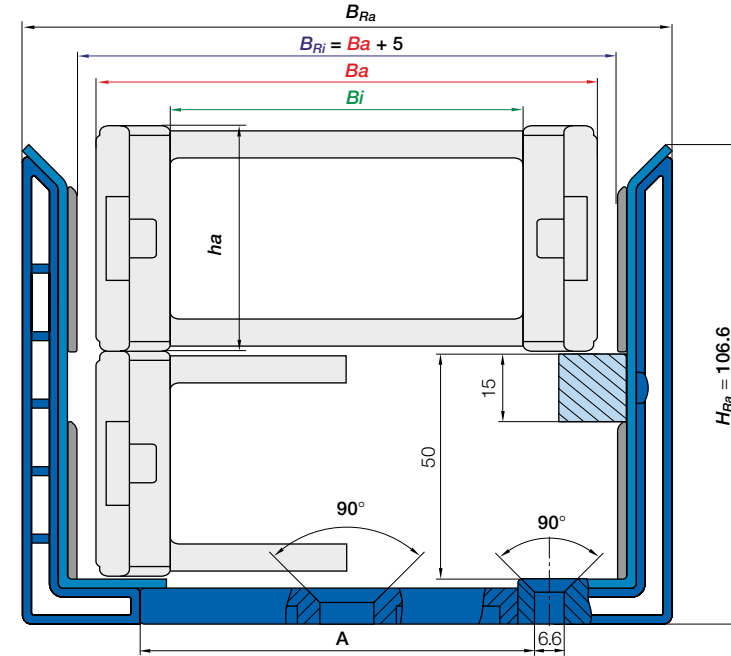
For the following igus® series

E2.1

● E2.38

E2/000

● 2700



Snap-in trough | Components

Individual parts	Part No.	Weight
Trough set without glide bars, 2 glide strips of 2m	95.930	≈ 7.10kg
Trough set with glide bars, 2 glide strips of 2m	95.931	≈ 8.10kg
Glide bar set, 2 glide bars, 1m section	95.920	
Screw set for glide bar	95.921	
Installation set with spacer plate	95.950.XXX	≈ 0.11kg
Installation set without spacer plate	95.950	≈ 0.13kg

Please add the width index XXX. Example: **95.950.05**

Order example: series 15 for e-chain® inner width 50mm.
For 20m trough the following parts are required:

10 x 1m, trough set without glide bars (5 x 2m)	95.930
10 x 1m, trough set with glide bars (5 x 2m)	95.931
Installation set with spacer plate (21x)	95.950.05

Installation dimensions


XXX	A	B _{Ra}	B _{Ri}
05	40	94	70
06*	55	109	85
07	65	119	95
09*	80	134	110
10	90	144	120
12	115	169	145
15	140	194	170
17	165	229	195
20	190	244	220

*Spacer plate upon request

XXX = Width index

igus[®]
chainfix
Strain relief





The diagram shows the new CFU honeycomb strain relief for fast assembly. Simply insert cables and hoses into the honeycomb and close.










igus® chainfix strain relief. Flexible, secure and fast.

Strain relief from igus® is specifically developed for use in e-chains® and dynamic applications. The combination of chainflex® cable materials and the touching plastic components of the chainfix strain relief systems from igus®, have been designed for a long service life of cables and for maximum holding force. For a wide variety of applications, igus® offers the best solution with respect to cost and benefits. Examples are the CFXL clamps for long travels and harsh environments, the CFU.V strain relief with innovative honeycomb design for fast assembly and a high holding force or the chainfix CFN nuggets for simple and cost-effective strain relief solutions. igus® chainfix strain relief components are tested in real-life situations and have been used for years by customers around the world.



Available from stock. Ready to ship in 24 - 48hrs.*

*Average time before the ordered goods are dispatched.

C-profile - standard and for heavy-duty applications	Page
 ● Standard C-profile Part No. 92.42 (can be integrated into KMA)	1406
● C-profile Part No. 92.52 for increased holding force (mounting in front of e-chain®)	1406
Steel and stainless steel clamps - for maximum tensile forces	Page
 ● CFX* single, double, triple clamps with standard base	1410
● CFXL* single, double, triple clamps with wide base for increased holding force	1411
● chainfix multi-clamps CFX12*	1413
● chainfix multi-clamps CFX16*	1414
chainfix tiwrap plates - universal, bolted or clip-on	Page
 ● Option 1A: tiwrap plates as individual parts "Series 2000" + cable tiwraps	1416
● Option 1B: tiwrap plates as individual parts "Series 3000" + cable tiwraps	1417
chainfix tiwrap plates - optional variants	Page
 ● Option 1: tiwrap plates with clip-on connection for C-profile	1418
● Option 2: integrated strain relief for E2 e-tubes - series R	1419
● Option 3: tiwrap plates for fixed crossbars	1420
● Option 4: tiwrap plates for openable crossbars	1421
CFU.V - strain relief with innovative honeycomb design for fast assembly	Page
 ● 80% faster filling (compared to CFX strain relief), openable from both sides for assembly in seconds	1422
Strain relief separators - with integrated teeth	Page
 ● For easy strain relief with cable tiwraps	1424
CFV strain relief element - stepped strain relief	Page
 ● Relieve cable strain easily, for use outside of the e-chain® section. With stepped strain relief teeth, even for fully enclosed e-tubes	1428
CFN - chainfix nuggets for C-profile and top-hat (DIN) rail 35	Page
 ● Option 1: simple and universal cable fixation (for cable diameters of Ø 20mm and Ø 30mm)	1429
● Option 2: fastening through clipping onto standard top-hat (DIN) rail 35	1429
CFB - strain relief connector system, modular and customised	Page
 ● CFB polymer strain relief connector system, for many cables in a very confined space	1430

*Standard material: galvanised steel. Also available as stainless steel version (stainless steel material: 1.4301/AISI 304)

e-chain® Series/system	CFX Clamp, standard	CFXL Clamp, for increased holding force	CFU Honeycomb strain relief	CFN Nugget	Strain relief separator	CFV Stepped strain relief	Strain relief can be clipped onto mounting brackets/KMA		Tiewrap plate Series 2000	Tiewrap plate Series 3000	Tiewrap plate with clip-on connection for C-profile	Tiewrap plate for fixed crossbars	Tiewrap plate for openable crossbars	Tiewrap plate for triflex® R and triflex® 2)	Tiewrap plate for E2 e-tubes	Tiewrap plate/ teeth directly moulded on the mounting bracket	CFB Strain relief connector system
E1																	
E1.17.021.	-	-	-	-	-	-	-		-	-	-	E1.021.Z	-	-	-	-	-
easy chain®																	
E03	-	-	-	-	-	-	-		-	-	-	-	-	-	-	X	-
E04	-	-	-	-	-	-	-		-	-	-	-	-	-	-	X	-
E045/Z045	-	-	-	-	-	-	-		-	-	-	-	-	-	-	X	-
E06/Z06	-	-	-	-	-	-	-		-	-	-	-	-	-	-	X	-
E065/Z065	-	-	-	-	-	-	-		-	-	-	-	-	-	-	X	-
E08/Z08	-	-	-	-	-	-	-		-	-	-	-	-	-	-	X	-
E14/Z14	-	-	-	-	-	-	-		-	-	-	-	-	-	-	X	-
E200/Z200	X ¹⁾	-	-	-	-	-	-	2XXX.ZB	-	-	-	2050.Z	-	-	-	-	-
E16/Z16	-	-	-	-	-	-	-		-	-	-	-	-	-	-	X	-
E26/Z26	X ¹⁾	-	-	-	-	-	-		-	3XXX.ZB	-	-	-	-	-	-	-
E300/Z300	X ¹⁾	-	-	-	-	-	-		-	3XXX.ZB	-	-	-	-	-	-	-
zipper																	
047	-	-	-	-	-	-	-		-	-	-	-	-	-	-	X	-
07/R07	-	-	-	-	-	-	-		-	-	-	-	-	-	-	X	-
09/R09	-	-	-	-	-	-	-		-	-	-	-	-	-	-	X	-
15/R15	-	-	-	-	-	-	-		-	-	-	-	-	-	-	X	-
17/R17	-	-	-	-	-	-	-		-	-	-	-	-	-	-	X	-
E2 micro																	
03	-	-	-	-	-	-	-		-	-	-	-	-	-	-	X	-
04	-	-	-	-	-	-	-		-	-	-	-	-	-	-	X	-
045	-	-	-	-	-	-	-		-	-	-	-	-	-	-	X	-
B07	-	-	-	-	-	-	-		-	-	-	-	-	-	-	X	-
06	-	-	-	-	-	-	-		-	-	-	-	-	-	-	X	-
074	-	-	-	-	-	-	-		-	-	-	-	-	-	-	X	-
094	-	-	-	-	-	-	-		-	-	-	-	-	-	-	X	-
B09	-	-	-	-	-	-	-		-	-	-	-	-	-	-	X	-
08	-	-	-	-	-	-	-		-	-	-	-	-	-	-	X	-
E2 mini																	
10	-	-	-	-	-	-	-		-	-	-	-	-	-	-	X	-
11.031	-	-	-	-	-	-	-		-	-	-	-	-	-	-	X	-
11.080	-	-	-	-	-	-	-		-	-	-	-	-	-	-	X	-
11.1/11.2	-	-	-	-	-	-	-		-	-	-	-	-	-	-	X	-
14	-	-	-	-	-	-	-		-	-	-	-	-	-	-	X	-
B15/B15i	-	-	-	-	-	-	-		-	-	-	-	-	-	-	X	-
B17/B17i	-	-	-	-	-	-	-		-	-	-	-	-	-	-	X	-
F17	-	-	-	-	-	-	-		-	-	-	-	-	-	-	X	-

1) Assemble before the the mounting bracket (CFXL clamps are always assembled before the mounting bracket in a separate C-profile 92.52.XXX)

2) Can be found on the product page of each e-chain® series

3) Half e-tube only

4) For KMA mounting bracket only

 = Recommended strain relief for selected e-chain®


e-chain® Series/system	CFX Clamp, standard	CFXL Clamp, for increased holding force	CFU Honeycomb strain relief	CFN Nugget	Strain relief separator	CFV Stepped strain relief	Strain relief can be clipped onto mounting brackets/KMA	Tiewrap plate Series 2000	Tiewrap plate Series 3000	Tiewrap plate with clip-on connection for C-profile	Tiewrap plate for fixed crossbars	Tiewrap plate for openable crossbars	Tiewrap plate for triflex® R and triflex® 2)	Tiewrap plate for E2 e-tubes	Tiewrap plate/teeth directly moulded on the mounting bracket	CFB Strain relief connector system
E2.1 micro																
E2.10	-	-	-	-	-	-	-	-	-	-	-	-	-	-	X	-
E2.15	-	-	-	-	-	-	-	-	-	-	-	-	-	-	X	-
E2.1																
E2.26	X ¹⁾	X ¹⁾	-	-	26.Z ⁴⁾	-	-	2XXX.ZB	-	-	-	-	-	-	-	-
E2.38	X ¹⁾	X ¹⁾	-	X	-	CFV.42.C	-	2XXX.ZB	3XXX.ZB	-	C.2.522.XXX.ZS	-	-	-	-	-
E2.48	X ¹⁾	X ¹⁾	X ¹⁾	X	-	CFV.42.C	-	-	3XXX.ZB	-	C.2.522.XXX.ZS	-	-	-	-	-
E2/000																
1400/1500	X ¹⁾	X ¹⁾	-	-	21.1.Z	-	-	2XXX.ZB	-	-	-	-	-	-	X	-
1450/1480	X ¹⁾	X ¹⁾	-	-	21.1.Z	-	-	2XXX.ZB	-	-	-	-	-	-	X	-
2400/2500	X ¹⁾	X ¹⁾	-	-	2020.Z	-	-	2XXX.ZB	-	-	2050.Z	-	-	-	-	-
2450/2480	X ¹⁾	X ¹⁾	-	-	2020.ZR	-	-	2XXX.ZB	-	-	-	-	-	-	-	-
2600/2700	X	X ¹⁾	-	X	262.Z	CFV.42.C	-	2XXX.ZB	3XXX.ZB	30XX.ZC	2050.Z	2050.Z	-	-	-	Upon request
2650/2680	X	X ¹⁾	-	X	-	CFV.42.C	-	-	3XXX.ZB	30XX.ZC	-	2050.Z ³⁾	-	-	-	Upon request
3400/3500	X	X ¹⁾	X ¹⁾	X	301.Z	CFV.42.C	-	-	3XXX.ZB	30XX.ZC	30XX.Z	30XX.ZS	-	-	-	Upon request
3450/3480	X	X ¹⁾	X ¹⁾	X	34501.Z	CFV.42.C	-	-	3XXX.ZB	30XX.ZC	-	30XX.ZS ³⁾	-	-	-	Upon request
255	-	-	-	-	-	-	-	2XXX.ZB	-	-	-	-	-	-	-	-
E2 R100																
R117/118	X ¹⁾	X ¹⁾	-	-	-	-	-	2XXX.ZB	-	-	-	-	-	-	-	-
R157/158	X ¹⁾	X ¹⁾	-	-	1585.01.Z	-	-	-	-	-	-	-	-	-	-	-
R167/168	X ¹⁾	X ¹⁾	X ¹⁾	-	1685.01.Z	-	-	-	-	-	-	-	-	-	-	-
E2 R																
R48	X ¹⁾	X ¹⁾	-	-	481.ZR	-	-	2XXX.ZB	-	-	-	-	-	-	-	-
R58	X ¹⁾	X ¹⁾	-	-	-	-	-	-	-	-	-	-	-	5850.Z	-	-
R68	X ¹⁾	X ¹⁾	X ¹⁾	-	-	-	-	-	-	-	-	-	-	30XX.Z	-	-
R2.1																
R2.26	X ¹⁾	X ¹⁾	-	-	R2.26.Z	CFV.R2.26.Z	-	-	-	-	-	-	-	-	-	-
R2.40	X ¹⁾	X ¹⁾	-	-	R2.40.Z	CFV.R2.40.Z	-	-	-	-	-	-	-	-	-	-
R2.48	X ¹⁾	X ¹⁾	X ¹⁾	-	-	CFV.R2.48.Z	-	-	3XXX.ZB	30XX.ZC	-	-	-	-	-	-
R2.75	X ¹⁾	X ¹⁾	-	-	-	CFV.80.C	-	-	3XXX.ZB	30XX.ZC	-	-	-	-	-	-
RX																
RX32	-	-	-	-	-	-	X	-	-	-	-	-	-	-	-	X
RX40	-	-	-	-	-	-	X	-	-	-	-	-	-	-	-	X
RX48	-	-	-	-	-	-	X	-	-	-	-	-	-	-	-	X
RX56	-	-	-	-	-	-	Upon request	-	-	-	-	-	-	-	-	X

1) Assemble before the the mounting bracket (CFXL clamps are always assembled before the mounting bracket in a separate C-profile 92.52.XXX)

2) Can be found on the product page of each e-chain® series

3) Half e-tube only

4) For KMA mounting bracket only

 = Recommended strain relief for selected e-chain®


e-chain® Series/system	CFX Clamp, standard	CFXL Clamp, for increased holding force	CFU Honeycomb strain relief	CFN Nugget	Strain relief separator	CFV Stepped strain relief	Strain relief can be clipped onto mounting brackets/KMA		Tiewrap plate Series 2000	Tiewrap plate Series 3000	Tiewrap plate with clip-on connection for C-profile	Tiewrap plate for fixed crossbars	Tiewrap plate for openable crossbars	Tiewrap plate for triflex® R and triflex® 2)	Tiewrap plate for E2 e-tubes	Tiewrap plate/ teeth directly moulded on the mounting bracket	CFB Strain relief connector system
E4.1L																	
E4.31L/R4.31L	X ¹⁾	X ¹⁾	–	–	31.Z	CFV.31.N15	–	–	–	–	–	–	–	–	–	–	–
E4.38L/R4.38L	X	X ¹⁾	–	X	38.Z	CFV.42.C	–	–	3XXX.ZB	30XX.ZC	–	–	C622.100.ZS	–	–	–	X
E4.48L/R4.48L	X	X ¹⁾	X ¹⁾	X	48.Z / 48.ZS	CFV.42.C	–	–	3XXX.ZB	30XX.ZC	–	–	C622.100.ZS	–	–	–	X
E4.64L	X	X ¹⁾	–	X	–	CFV.42.C	–	–	3XXX.ZB	30XX.ZC	–	–	–	–	–	–	X
E4Q																	
E4Q.34/E4Q.34 <i>New</i>	X	X ¹⁾	–	X	–	CFV.42.C	–	–	3XXX.ZB	30XX.ZC	–	–	–	–	–	–	–
E4Q.44/E4Q.44 <i>New</i>	X	X ¹⁾	X ¹⁾	X	–	CFV.42.C	–	–	3XXX.ZB	30XX.ZC	–	–	–	–	–	–	X
E4Q.58/E4Q.58 <i>New</i>	X	X ¹⁾	–	X	–	CFV.80.C	–	–	3XXX.ZB	30XX.ZC	–	–	–	–	–	–	X
E4Q.82/E4Q.82 <i>New</i>	X	X ¹⁾	–	X	–	CFV.80.C	–	–	3XXX.ZB	30XX.ZC	–	–	–	–	–	–	X
E4.1																	
E4.21	X ¹⁾	X ¹⁾	–	–	T2103.Z	–	–	–	2XXX.ZB	–	–	–	–	–	–	–	–
E4.28/R4.28	X ¹⁾	X ¹⁾	–	–	28.Z / 28.ZT	–	–	–	2XXX.ZB	–	–	–	2050.Z	–	–	–	–
E4.32/H4.32/R4.32	X	X ¹⁾	–	X	–	CFV.42.C	–	–	3XXX.ZB	30XX.ZC	–	–	3850.ZS	–	–	–	X
E4.42/H4.42/R4.42	X	X ¹⁾	X ¹⁾	X	–	CFV.42.C	–	–	3XXX.ZB	30XX.ZC	–	–	3850.ZS	–	–	–	X
E4.56/H4.56/R4.56	X	X ¹⁾	–	X	–	CFV.80.C	–	–	3XXX.ZB	30XX.ZC	–	–	45XX.ZS	–	–	–	X
E4.80/H4.80/R4.80	X	X ¹⁾	–	X	–	CFV.80.C	–	–	3XXX.ZB	30XX.ZC	–	–	45XX.ZS	–	–	–	X
E4.112	X ¹⁾	X ¹⁾	–	–	–	–	–	–	3XXX.ZB	–	–	–	45XX.ZS	–	–	–	X
E4.162	X ¹⁾	X ¹⁾	–	–	–	–	–	–	3XXX.ZB	–	–	–	–	–	–	–	X
800	X ¹⁾	X ¹⁾	–	–	–	–	–	–	3XXX.ZB	–	–	–	–	–	–	–	–
840	X ¹⁾	–	–	–	–	–	–	–	–	–	–	–	–	–	–	–	–
E4/light																	
14040/14140/18840	X	X ¹⁾	–	X	–	–	–	–	–	3XXX.ZB	30XX.ZC	–	45XX.ZS	–	–	–	X
14240/14340	X	X ¹⁾	–	X	–	–	–	–	–	3XXX.ZB	30XX.ZC	–	3850.ZS	–	–	–	X
14550/14650/19050	X	X ¹⁾	–	X	–	–	–	–	–	3XXX.ZB	30XX.ZC	–	45XX.ZS	–	–	–	X
15050/15150/19850	X	X ¹⁾	–	–	–	–	–	–	–	3XXX.ZB	30XX.ZC	–	45XX.ZS	–	–	–	X
15250/15350	X	X ¹⁾	–	–	–	–	Upon request	–	–	3XXX.ZB	30XX.ZC	–	3850.ZS	–	–	–	X
1640/R1608	X	X ¹⁾	–	–	–	–	Upon request	–	–	3XXX.ZB	–	–	45XX.ZS	–	–	–	–
YE																	
YE.42 <i>New</i>	X ¹⁾	X ¹⁾	–	–	–	–	–	–	–	–	–	–	3850.ZS	–	–	–	–
YE.56 <i>New</i>	X ¹⁾	X ¹⁾	–	–	–	–	–	–	–	–	–	–	45XX.ZS	–	–	–	–

1) Assemble before the the mounting bracket (CFXL clamps are always assembled before the mounting bracket in a separate C-profile 92.52.XXX)

2) Can be found on the product page of each e-chain® series

3) Half e-tube only

4) For KMA mounting bracket only

 = Recommended strain relief for selected e-chain®



e-chain® Series/system	CFX Clamp, standard	CFXL Clamp, for increased holding force	CFU Honeycomb strain relief	CFN Nugget	Strain relief separator	CFV Stepped strain relief	Strain relief can be clipped onto mounting brackets/KMA	Tiewrap plate Series 2000	Tiewrap plate Series 3000	Tiewrap plate with clip-on connection for C-profile	Tiewrap plate for fixed crossbars	Tiewrap plate for openable crossbars	Tiewrap plate for triflex® R and triflex® 2)	Tiewrap plate for E2 e-tubes	Tiewrap plate/ teeth directly moulded on the mounting bracket	CFB Strain relief connector system
T3																
T3.29	-	-	-	-	E6.29.02.Z	-	20XX.ZB	-	-	-	-	-	-	-	-	-
E3																
E3.10	-	-	-	-	-	-	E3.00.020	-	-	-	-	-	-	-	-	-
E3.15	-	-	-	-	-	-	E3.00.020	-	-	-	-	-	-	-	-	-
E3.22	-	-	-	-	-	-	E3.00.020	-	-	-	-	-	-	-	-	-
E6.1																
E61.29/EF61.29	X ¹⁾	X ¹⁾	-	-	E6.29.02.Z	-	-	2XXX.ZB	-	-	-	-	-	-	-	-
E61.35	X ¹⁾	X ¹⁾	-	-	E6.35.02.Z	-	-	2XXX.ZB	-	-	-	-	-	-	-	X
E61.40	X	X ¹⁾	-	X	E6.40.02.Z	-	-	2XXX.ZB	-	-	-	-	-	-	-	X
E61.52	X	X ¹⁾	-	X	-	-	-	-	3XXX.ZB	30XX.ZC	-	2050.Z	-	-	-	X
E61.62	X	X ¹⁾	-	X	-	-	-	-	3XXX.ZB	30XX.ZC	-	3850.ZS	-	-	-	X
E61.80	X	X ¹⁾	-	X	-	-	-	-	3XXX.ZB	30XX.ZC	-	45XX.ZS	-	-	-	X
E6																
E6.29	X ¹⁾	X ¹⁾	-	-	E6.29.02.Z	-	-	2XXX.ZB	-	-	-	-	-	-	-	-
R6.29	X ¹⁾	X ¹⁾	-	-	-	-	-	2XXX.ZB	-	-	-	-	-	-	-	-
E6.35	X ¹⁾	X ¹⁾	-	-	E6.35.02.Z	-	-	2XXX.ZB	-	-	-	-	-	-	-	X
E6.40	X	X ¹⁾	-	X	E6.40.02.Z	-	-	2XXX.ZB	-	-	-	-	-	-	-	X
E6.52	X	X ¹⁾	-	X	-	-	-	-	3XXX.ZB	30XX.ZC	-	2050.Z	-	-	-	X
R6.52	X	X ¹⁾	-	X	-	-	-	-	3XXX.ZB	30XX.ZC	-	-	-	-	-	X
E6.62	X	X ¹⁾	-	X	-	-	-	-	3XXX.ZB	30XX.ZC	-	3850.ZS	-	-	-	X
E6.80L	X	X ¹⁾	-	X	-	-	-	-	3XXX.ZB	30XX.ZC	-	45XX.ZS	-	-	-	X
e-skin®																
SK28	-	-	-	-	-	-	2000.077.ZB	-	-	-	-	-	-	-	-	-
SK40	-	-	-	-	-	-	2000.077.ZB	-	-	-	-	-	-	-	-	-
triflex® R																
TRC	X ¹⁾	X ¹⁾	-	-	-	-	-	-	-	-	-	-	X	-	-	-
TRC	X ¹⁾	X ¹⁾	-	-	-	-	-	-	-	-	-	-	X	-	-	-
TRCF	X ¹⁾	X ¹⁾	-	-	-	-	-	-	-	-	-	-	X	-	-	-
TRL	X ¹⁾	X ¹⁾	-	-	-	-	-	-	-	-	-	-	X	-	-	-
TRLF	X ¹⁾	X ¹⁾	-	-	-	-	-	-	-	-	-	-	X	-	-	-
triflex®																
easy triflex®	X ¹⁾	-	-	-	-	-	-	-	-	-	-	-	E33X.XX.2	-	-	-
triflex®	X ¹⁾	-	-	-	-	-	-	-	-	-	-	-	33X.XX	-	-	-

1) Assemble before the the mounting bracket (CFXL clamps are always assembled before the mounting bracket in a separate C-profile 92.52.XXX)

2) Can be found on the product page of each e-chain® series

3) Half e-tube only

4) For KMA mounting bracket only

■ = Recommended strain relief for selected e-chain®

igus® chainfix strain relief system



	CFX - clamps	Tiewrap plates - bolted, clip-on	CFU.V - with innovative honeycomb design		CFN nuggets	Strain relief separators	CFV - strain relief element	CFB - strain relief connector system
Recommended standard for the following e-chains®:	E4, E6, for all KMA* with C-profile <small>*Plastic metal mounting bracket</small>	easy chain®, E2/000, E2 e-tubes, E4, E6	E2.48, 3400/3500, 3450/3480, R68, R167/168, R2.48, E4.48L/R4.48L, E4.42/H4.42/R4.42, E61.52, E6.52/R6.52		For all KMA* with C-profile or top-hat (DIN) rail 35 <small>*Plastic metal mounting bracket</small>	E2/000, E2 e-tubes, E6, T3	E2/000, R2.1, E4.1L, E4.1	E4, E6, for all KMA* with C-profile <small>*Plastic metal mounting bracket</small>
When to use this strain relief?	Standard for high accelerations, loads and demanding applications. For many cables, large cable diameters and stacked cables. For long travels, cranes, offshore, machine tools, high speeds and hydraulic cables.	Standard for many applications at medium and low accelerations. For unsupported, gliding, hanging and standing applications in general machinery and machine tools. For cables side by side. Also available as an individual part, for example in control cabinets.	CFU.V strain relief with innovative honeycomb design for fast assembly and high holding force. Openable on both sides. Easy positioning of cables for a variable filling. Cables with different diameters can be strain-relieved easily in one layer. Different attachment options in front of the e-chain®, strain relief can be screwed in from above and below.		Cost-effective, fast strain relief for simpler application with small spaces and medium accelerations. Also available as single parts for fixed applications, such as in cabinets, etc.	Combination of separator and strain relief, ideal for small spaces. For applications with medium accelerations. For small cable diameters. Ideal for e-tubes. For machine tools and automation.	For both e-chains® and e-tubes. Stepped strain relief for use outside of the e-chain® cross section - even with different connectors. Easy to retrofit. Simple installation into top-hat (DIN) rail 15 (TS92.31) or C-profile on KMA mounting brackets.	Space-saving, modular strain relief with many cables in confined spaces. For applications with high accelerations and loads, e.g. in machine tools.
When not to use it:	No limitation	For large cable diameters	For high loads and large cable diameters		For high loads	For high loads	For high loads	No limitation
Properties								
Assembly time index	+	+	+++		+-	+	++	+-
Adjustable tensile strength	++	-	+		-	-	-	+
Price index	●●●	●●●	●●●		●●●	●●●	●●●	●●●
Modularity	yes	yes	yes		yes	yes	yes	yes (special fabrication)
Dynamics	high to very high	high	medium		high	high	medium	high to very high

Price index

●●● low price category

●●● medium price category

●●● highest price category

+++ = best suitability

+ = good suitability

+- = suitable

- = limited suitability

Standard C-profile Part No. 92.42.XXX

- For all igus® CFX clamps and KMA mounting brackets with C-profile option
- Standard material galvanised steel
- Also available as stainless steel* version
- Length tolerances for C-profiles of ±1mm possible!

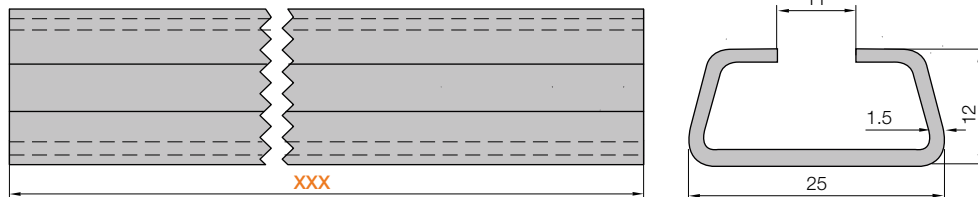
Complete Part No. with the required length XXX in mm. Example: 92.42.075 for 75mm.

*For stainless steel material AISI 304, please add index .E. Example: 92.42.075.E



Standard C-profile Part No. 92.42. | For standard applications

Can be integrated into KMA with C-profile option!



Optional | For heavy-duty applications

C-profile Part No. 92.52.XXX

- For all igus® CFXL clamps
- With increased holding force - even for harsh applications
- Standard material galvanised steel
- Also available as stainless steel* version
- Length tolerances for C-profiles of ±5mm possible!

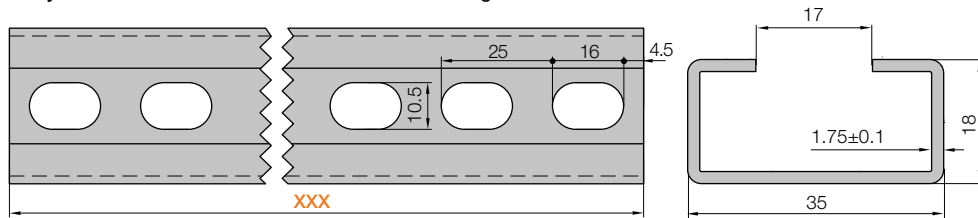
Complete Part No. with the required length XXX in mm. Example: 92.52.075 for 75mm.

*For stainless steel material AISI 304, please add index .E. Example: 92.52.075.E



C-profile Part No. 92.52 | For increased holding force for harsh applications

Always assembled in front of the e-chain®. Cannot be integrated into KMA!




igus® chainfix strain relief devices are tested in the in-house igus® laboratory under real-world conditions, taking many parameters into account

Whether under the influence of fluids like water or oil, or at different ambient temperatures. The interaction of chainfix systems with different jacket materials of cables and hoses plays a big role in the in-house test program.




igus® tensile strength test CFX clamps with stacker saddle.

Conclusion: the tensile strength of igus® chainfix clamps is three times higher when compared with conventional strain relief.




Comparison test of three different strain relief systems.


Conclusion: the tensile strength of igus® chainfix clamps is three times higher when compared with conventional strain relief.



Tensile strength tests with chainflex® cables.



Tensile strength tests of igus® chainfix tie-wrap plate with cable tie-wraps.



Can be integrated into igus® KMA mounting bracket

For up to three cables stacked above one another

Reduced installation height, space-saving

High strength for dynamic applications

chainfix clamps - fitted quickly and securely

- **New:** now also cost-effective strain relief for large hose and cable diameters - new sizes for cable diameters 42mm - 46mm and 46mm - 50mm are available
- chainfix clamps with up to 15mm reduced installation height compared to conventional clamps due to optimised housing height
- Tested in the igus® laboratory - up to 3.5 times higher force absorption compared to conventional clamps
- Easy to read the Part No. and marking of the correct installation direction
- Space- and time-saving assembly
- Delivery options for complete systems with cables and preassembled strain relief
- Improved base for easy fit into the C-profile
- Simple assembly with hex head set screw
- High strength for dynamic applications with improved stacker elements
- Built-in ribs on the stacker elements give secure grip on the cables
- Optional: CFXL clamps for increased holding force for heavy-duty applications (**note:** CFXL clamps are always assembled **in front** of the e-chain®. They cannot be integrated into KMA mounting brackets with C-profile option!)



Available from stock. Ready to ship in 24 - 48hrs.*

*Average time before the ordered goods are dispatched.

Product range and materials

- Steel clamp: clamp and screw black painted steel
- Stainless steel clamp: clamp and screw: blank (material 1.4301/AISI 304)
- Stacker elements: bottom saddle and stacker saddle (gumid G material)
- Steel C-profile available (material galvanised steel)
- Stainless steel C-profile available (material 1.4301/AISI 304)

Installation height

If the e-chain® glides on itself for long travels, the screw heads of the strain relief at the fixed end of the e-chain® must have a distance of at least 10mm from the top of the e-chain®. As a result, many strain relief elements described here may not be suitable for use at the fixed end on long gliding e-chains®. For unsupported e-chains®, strain relief elements can always be safely used.



Please note

- The cables should ideally be fixed at both ends of the e-chain®. **As a minimum they need to be attached at the moving end of the e-chain®!**
- When using chainfix clamps on C-profiles in the mounting bracket for the series E4.38L/R4.38L, E4Q.34/H4Q.34, E4.32/H4.32/R4.32 (also for the classic series 280/290/R770, 2828/2928/R7728), a shortened bottom saddle must be used. For shortened bottom saddles, please add the part number with index **K**. Example: Part No. **CFX12.1K**



CFX - reduced installation height due to threaded pin and optimal housing height



Save both time and space during installation with igus® chainfix clamps

For the following igus® series

E2.1

- E2.38
- E2.48

E2/000

- 2600/2700/2650/2680
- 3400/3500/3450/3480

E4.1L

- E4.38L/R4.38L
- E4.48L/R4.48L
- E4.64L

E4Q

- E4Q.34/H4Q.34
- E4Q.44/H4Q.44
- E4Q.58/H4Q.58
- E4Q.82/H4Q.82

E4.1

- E4.32/H4.32/R4.32
- E4.42/H4.42/R4.42
- E4.56/H4.56/R4.56
- E4.80/H4.80/R4.80
- E4.112/R4.112
- E4.162

E4/light

- 14040/14140/18840
- 14240/14340
- 14550/14650/19050
- 15050/15150/19850
- 15250/15350

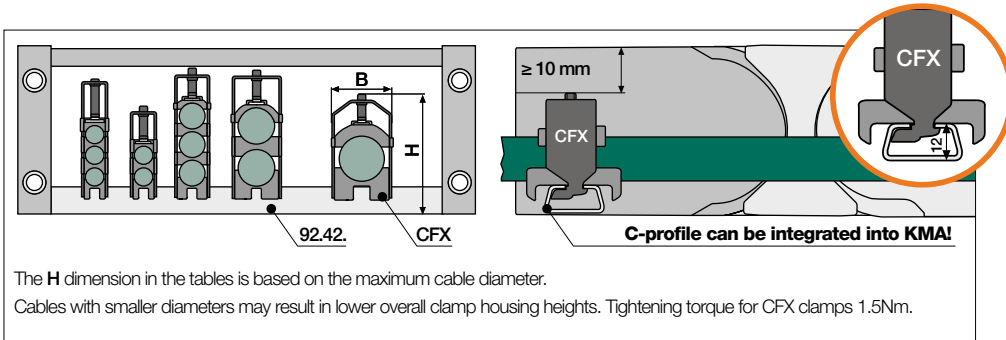
E6.1

- E61.40
- E61.52
- E61.62
- E61.80

E6

- E6.40
- E6.52/R6.52
- E6.62
- E6.80L
- E6.80

Now even for larger hose and cable diameters **New**



The H dimension in the tables is based on the maximum cable diameter.
Cables with smaller diameters may result in lower overall clamp housing heights. Tightening torque for CFX clamps 1.5Nm.



CFX | Standard clamps with standard base


(suitable for C-profile 92.42.XXX - can be integrated into KMA with C-profile option)

Single clamp housing, incl. bottom saddle

Part No.	Part No.	≤ Ø	B+2	H	Part No.	Part No.	≤ Ø	B+2	H
steel	stainless steel*	[mm]	[mm]	[mm]	steel	stainless steel*	[mm]	[mm]	[mm]
CFX12.1	CFX12.1.E	06 - 12	16	54	CFX30.1	CFX30.1.E	26 - 30	34	71
CFX14.1	CFX14.1.E	12 - 14	18	50	CFX34.1	CFX34.1.E	30 - 34	38	75
CFX16.1	CFX16.1.E	14 - 16	20	52	CFX38.1	CFX38.1.E	34 - 38	42	79
CFX18.1	CFX18.1.E	16 - 18	22	54	CFX42.1	CFX42.1.E	38 - 42	46	83
CFX20.1	CFX20.1.E	18 - 20	24	56	CFX46.1	CFX46.1.E	42 - 46	51	115 New
CFX22.1	CFX22.1.E	20 - 22	26	58	CFX50.1	CFX50.1.E	46 - 50	55	121 New
CFX26.1	CFX26.1.E	22 - 26	30	67					

*Stainless steel material: 1.4301/AISI 304

- ① Clamp
- ② Bottom saddle
- ③ Stacker saddle



Double clamp housing, incl. bottom and stacker saddles

Part No.	Part No.	≤ Ø	B+2	H	Part No.	Part No.	≤ Ø	B+2	H
steel	stainless steel*	[mm]	[mm]	[mm]	steel	stainless steel*	[mm]	[mm]	[mm]
CFX12.2	CFX12.2.E	06 - 12	16	72	CFX22.2	CFX22.2.E	20 - 22	26	90
CFX14.2	CFX14.2.E	12 - 14	18	74	CFX26.2	CFX26.2.E	22 - 26	30	109
CFX16.2	CFX16.2.E	14 - 16	20	78	CFX30.2	CFX30.2.E	26 - 30	34	117
CFX18.2	CFX18.2.E	16 - 18	22	82	CFX34.2	CFX34.2.E	30 - 34	38	125
CFX20.2	CFX20.2.E	18 - 20	24	86					

*Stainless steel material: 1.4301/AISI 304



Triple clamp housing, incl. bottom and stacker saddles

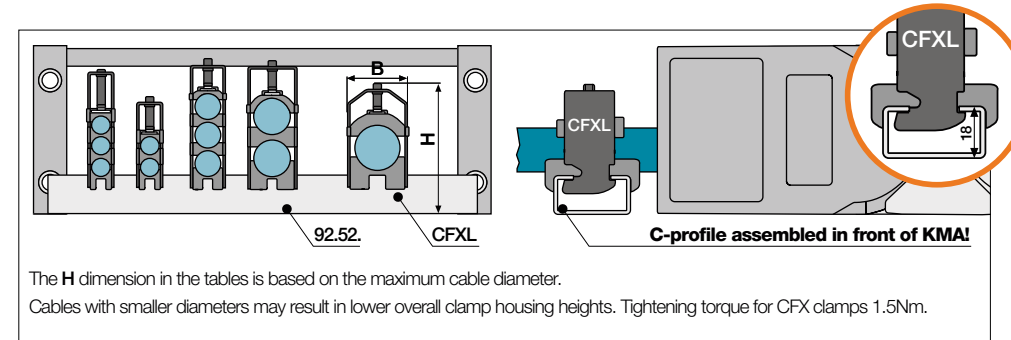
Part No.	Part No.	≤ Ø	B+2	H	Part No.	Part No.	≤ Ø	B+2	H
steel	stainless steel*	[mm]	[mm]	[mm]	steel	stainless steel*	[mm]	[mm]	[mm]
CFX12.3	CFX12.3.E	06 - 12	16	100	CFX18.3	CFX18.3.E	16 - 18	22	108
CFX14.3	CFX14.3.E	12 - 14	18	96	CFX20.3	CFX20.3.E	18 - 20	24	114
CFX16.3	CFX16.3.E	14 - 16	20	102	CFX22.3	CFX22.3.E	20 - 22	26	120

*Stainless steel material: 1.4301/AISI 304



Suitable C-profile for CFX clamps ▶ Page 1406

Now even for larger hose and cable diameters **New**



The H dimension in the tables is based on the maximum cable diameter.
Cables with smaller diameters may result in lower overall clamp housing heights. Tightening torque for CFX clamps 1.5Nm.

CFXL | Clamps with wide base for increased holding force

(suitable for C-profile 92.52.XXX, C-profile always assembled in front of the e-chain. Cannot be integrated into KMA)

Single clamp housing, incl. bottom saddle

Part No.	Part No.	≤ Ø	B+2	H	Part No.	Part No.	≤ Ø	B+2	H
steel	stainless steel*	[mm]	[mm]	[mm]	steel	stainless steel*	[mm]	[mm]	[mm]
CFXL12.1	CFXL12.1.E	06 - 12	16	60	CFXL30.1	CFXL30.1.E	26 - 30	34	77
CFXL14.1	CFXL14.1.E	12 - 14	18	56	CFXL34.1	CFXL34.1.E	30 - 34	38	81
CFXL16.1	CFXL16.1.E	14 - 16	20	58	CFXL38.1	CFXL38.1.E	34 - 38	42	85
CFXL18.1	CFXL18.1.E	16 - 18	22	60	CFXL42.1	CFXL42.1.E	38 - 42	46	89
CFXL20.1	CFXL20.1.E	18 - 20	24	62	CFXL46.1	CFXL46.1.E	42 - 46	51	122 New
CFXL22.1	CFXL22.1.E	20 - 22	26	64	CFXL50.1	CFXL50.1.E	46 - 50	55	125 New
CFXL26.1	CFXL26.1.E	22 - 26	30	73					

*Stainless steel material: 1.4301/AISI 304


- ① Clamp
- ② Bottom saddle
- ③ Stacker saddle



Double clamp housing, incl. bottom and stacker saddles

Part No.	Part No.	≤ Ø	B+2	H	Part No.	Part No.	≤ Ø	B+2	H
steel	stainless steel*	[mm]	[mm]	[mm]	steel	stainless steel*	[mm]	[mm]	[mm]
CFXL12.2	CFXL12.2.E	06 - 12	16	78	CFXL22.2	CFXL22.2.E	20 - 22	26	86
CFXL14.2	CFXL14.2.E	12 - 14	18	80	CFXL26.2	CFXL26.2.E	22 - 26	30	115
CFXL16.2	CFXL16.2.E	14 - 16	20	84	CFXL30.2	CFXL30.2.E	26 - 30	34	123
CFXL18.2	CFXL18.2.E	16 - 18	22	86	CFXL34.2	CFXL34.2.E	30 - 34	38	131
CFXL20.2	CFXL20.2.E	18 - 20	24	92					


*Stainless steel material: 1.4301/AISI 304



Triple clamp housing, incl. bottom and stacker saddles

Part No.	Part No.	≤ Ø	B+2	H	Part No.	Part No.	≤ Ø	B+2	H
steel	stainless steel*	[mm]	[mm]	[mm]	steel	stainless steel*	[mm]	[mm]	[mm]
CFXL12.3	-	06 - 12	16	106	CFXL18.3	-	16 - 18	22	114
CFXL14.3	-	12 - 14	18	102	CFXL20.3	-	18 - 20	24	120
CFXL16.3	-	14 - 16	20	108	CFXL22.3	-	20 - 22	26	126

*Stainless steel material: 1.4301/AISI 304



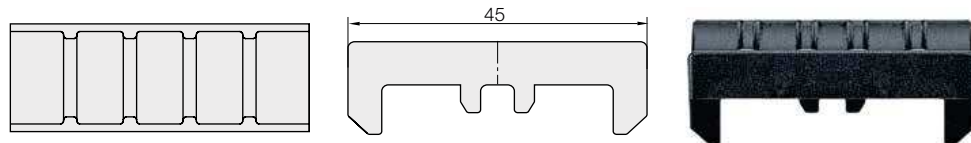
Suitable C-profile for CFXL clamps ▶ Page 1406

Stacker elements for CFX and CFXL clamps

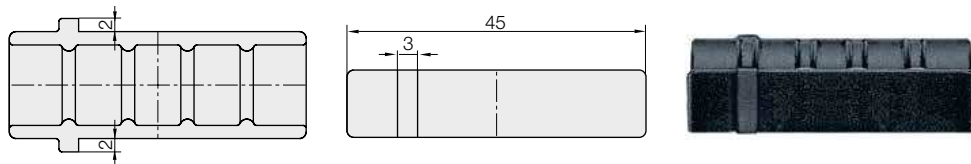
- Built-in ribs for secure grip on cables
- Optimised stacker saddles, captive by ① locking spring and with ② spring groove for a simplified and precise installation
- Conventional stacker saddles
- Long contact surface improves the clamp's stability
- Significantly more secure due to high rigidity



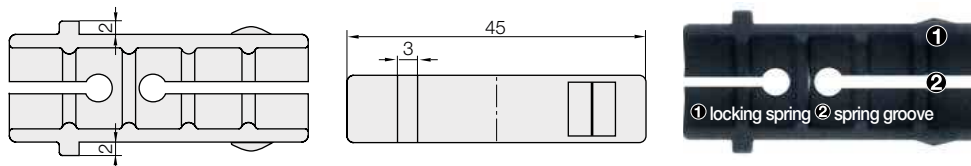
CGXX | Bottom saddles to fit into the clamp housing as an individual part



CDXX | Conventional stacker saddles for all for all double and triple clamps as an individual part



CD.XX.C | Optimised stacker saddles for all double and triple clamps as an individual part



CGXX	CDXX	CDXX.C	For	≤ Ø	CGXX	CDXX	CDXX.C	For	≤ Ø
Bottom saddle	Stacker saddle	Stacker saddle	clamp	[mm]	Bottom saddle	Stacker saddle	Stacker saddle	clamp	[mm]
CG12	CD12	CD.12.C	CFX/CFXL12.X	06 - 12	CG26	CD26	CD.26.C	CFX/CFXL26.X	22 - 26
CG14	CD14	CD.14.C	CFX/CFXL14.X	12 - 14	CG30	CD30	CD.30.C	CFX/CFXL30.X	26 - 30
CG16	CD16	CD.16.C	CFX/CFXL16.X	14 - 16	CG34	CD34	CD.34.C	CFX/CFXL34.X	30 - 34
CG18	CD18	CD.18.C	CFX/CFXL18.X	16 - 18	CG38	-	-	CFX/CFXL38.X	34 - 38
CG20	CD20	CD.20.C	CFX/CFXL20.X	18 - 20	CG42	-	-	CFX/CFXL42.X	38 - 42
CG22	CD22	CD.22.C	CFX/CFXL22.X	20 - 22					

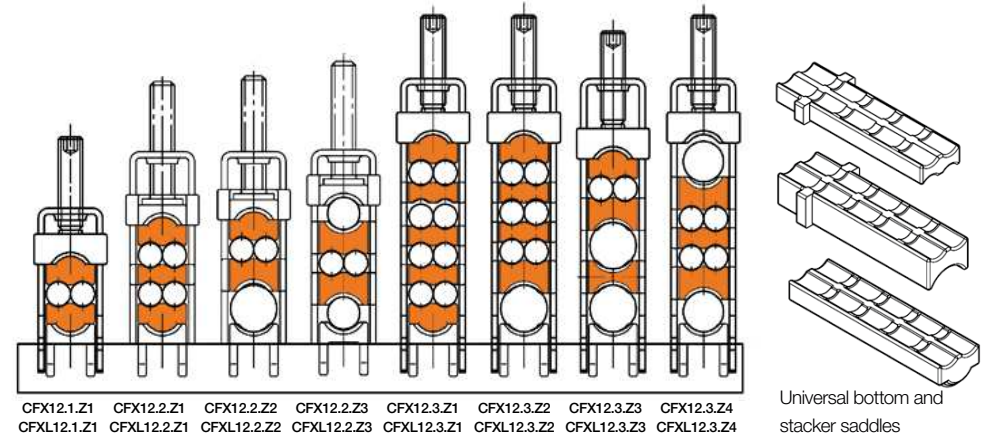
i Please note: When using chainfix clamps on C-profile in the mounting bracket for series E4.38L/R4.38L, E4Q.34/H4Q.34, E4.32/H4.32/R4.32, a shortened bottom saddle has to be used. For shortened bottom saddles, please add the part number with index **K**. Example: Part No. **CFX12.1K**

CFX12 - multi-clamps

- More modular options of the proven igus® chainfix strain system
- Universal strain relief for various assembly options
- Save both time and space during installation
- Cost-effective, compact and modular
- For cable diameters from 6mm to 12mm



CFX12 | Multi-clamps, universal strain relief



CFX12 | Multi-clamps, universal strain relief

Part No. type	CDA.4/4-8	CD4/4	CD.4/4-8	CD12	≤ Ø [mm]
CFX12.1.Z1 / CFXL12.1.Z1	2 x	-	-	-	6
CFX12.2.Z1 / CFXL12.2.Z1	2 x	1 x	-	-	6
CFX12.2.Z2 / CFXL12.2.Z2	1 x	-	1 x	-	6 + 12
CFX12.2.Z3 / CFXL12.2.Z3	-	-	2 x	-	6 + 8
CFX12.3.Z1 / CFXL12.3.Z1	2 x	3 x	-	-	6
CFX12.3.Z2 / CFXL12.3.Z2	1 x	2 x	1 x	-	6 + 12
CFX12.3.Z3 / CFXL12.3.Z3	1 x	-	1 x	1 x	6 + 12
CFX12.3.Z4 / CFXL12.3.Z4	-	1 x	2 x	-	6 + 10

Standard material: galvanised steel. For the stainless steel version (material 1.4301/AISI 304), please add the part number with index **.E**. Example: Part No. **CFX.12.3.Z1.E**

👉 For the following igus® series ▶ Page 1409

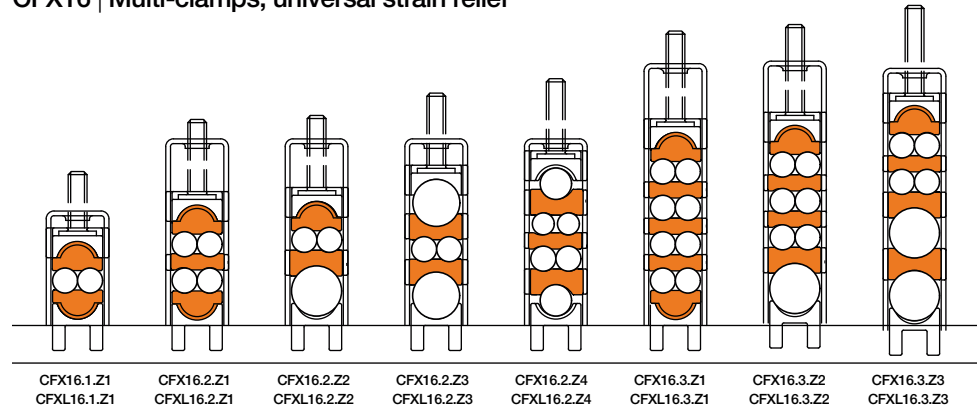
📏 Suitable C-profile for CFXL and CFXL ▶ Page 1406

CFX16 - multi-clamps





- Very versatile, infinite assembly options
- CFX standard clamps with standard base
- Optional CFXL clamps with wide base for increased holding force available
- Save both time and space during installation
- Cost-effective, compact and modular
- For cable diameters from 8mm to 16mm





CFX16 | Multi-clamps, universal strain relief




Stacker saddles - single parts | Maximum cable or hose diameter

Part No. type	 CDA.8/8-16	 CD.8/8	 CD.8/8-16	 CD.16	≤ Ø [mm]
CFX16.1.Z1 / CFXL16.1.Z1	2 x	-	-	-	8
CFX16.2.Z1 / CFXL16.2.Z1	2 x	1 x	-	-	8
CFX16.2.Z2 / CFXL16.2.Z2	1 x	-	1 x	-	8 + 16
CFX16.2.Z3 / CFXL16.2.Z3	-	-	2 x	-	8 + 15
CFX16.2.Z4 / CFXL16.2.Z4	-	1 x	2 x	-	8 + 10
CFX16.3.Z1 / CFXL16.3.Z1	2 x	3 x	-	-	8
CFX16.3.Z2 / CFXL16.3.Z2	1 x	3 x	1 x	-	8 + 16
CFX16.3.Z3 / CFXL16.3.Z3	1 x	1 x	2 x	1 x	8 + 16



 You can find assembly videos for chainfix clamps online at ► www.igus.eu/chainfix

 For the following igus® series ► Page 1409

 Suitable C-profile for CFXL and CFXL ► Page 1406

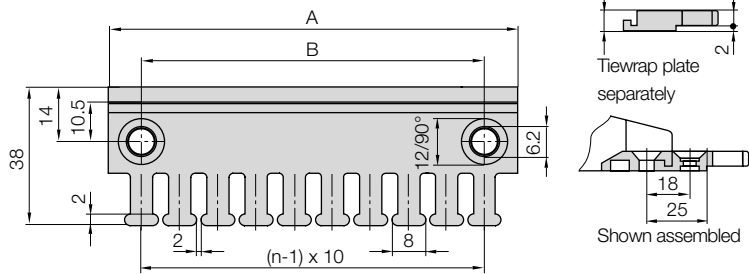
Option 1A: chainfix tiewrap plate series 2000

Available as an individual component

- Screwed on KMA with C-profile (KMA = plastic metal mounting bracket)
- Can be clipped onto some mounting brackets
- Can be used as an individual part in switchgear cabinets or in the assembly of machines



Series 2000 | Tiewrap plate as an individual part



Part No.	Number of teeth [n]	A [mm]	B [mm]	C [mm]	Centre bore -- = no / + = yes
tiewrap plate					
2020.ZB*	3	30	15	-	-
2030.ZB	4	40	20	-	-
2040.ZB	5	50	30	-	-
2050.ZB	6	58	40	-	-
2070.ZB	8	80	60	-	-
2090.ZB (= 2030.ZB + 2040.ZB)**	9	90	-	-	-
2100.ZB	10	100	80	-	-
2125.ZB (= 2050.ZB + 2050.ZB)**	12	120	-	-	-

*Not suitable for E4.21.030, series **Strain relief consisting of 2 tiewrap plates

Cable tiewraps as individual parts

Part No. cable tiewraps	Width x length [mm]	≤ Ø [mm]	Holding force [N]
100-piece bag			
CFB.001	4.8 x 150	36	222 N

For the following igus® series

- easy chain®**
- E200/Z200
- E2.1**
- E2.26
- E2/000**
- 1400/1500/1450/1480
- 2400/2500/2450/2480
- 255
- E2R100**
- R117/R118
- E2R**
- R48
- E4.1**
- E4.21
- E6.1**
- E61.29/EF61.29
- E61.35
- E61.40
- E6**
- E6.29/R6.29
- E6.35
- E6.40

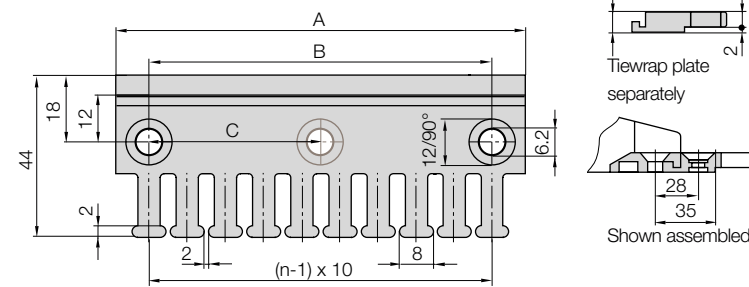
Option 1B: chainfix tiewrap plate Series 3000

Available as an individual component

- Screwed on KMA with C-profile (KMA = plastic metal mounting bracket)
- Can be clipped onto some mounting brackets
- Can be used as an individual part in switchgear cabinets or in the assembly of machines



Series 3000 | Tiewrap plate as an individual part



Part No.	Number of teeth [n]	A [mm]	B [mm]	C [mm]	Centre bore -- = no / + = yes
tiewrap plate					
3050.ZB	5	50	30	-	-
3075.ZB	7	75	55	-	-
3100.ZB	10	100	80	-	-
3115.ZB	11	115	95	-	-
3125.ZB	12	125	105	-	-
3150.ZB	15	150	130	-	-
3175.ZB	17	175	155	-	-
3200.ZB	20	200	180	90	+
3225.ZB	22	225	205	102.5	+
3250.ZB	25	250	230	115	+

Cable tiewraps as individual parts


Part No. cable tiewraps	Width x length [mm]	≤ Ø [mm]	Holding force [N]
100-piece bag			
CFB.001	4.8 x 150	36	222 N

For the following igus® series

- easy chain®**
- E26/Z26
- E300/Z300
- E2.1**
- E2.38
- E2.48
- E2/000**
- 2600/2700/2650/2680
- 3400/3500/3450/3480
- E4.1L**
- E4.38L/R4.38L
- E4.48L/R4.48L
- E4.64L
- E4Q**
- E4Q.34/H4Q.34
- E4Q.44/H4Q.44
- E4Q.58/H4Q.58
- E4Q.82/H4Q.82
- E4.1**
- E4.32/H4.32/R4.32
- E4.42/H4.42/R4.42
- E4.56/H4.56/R4.56
- E4.80/H4.80/R4.80
- E4.112/R4.112
- E4.162
- 800
- 840
- E4/light**
- 14040/14140/18840
- 14240/14340
- 14550/14650/19050
- 15050/15150/19850
- 15250/15350
- 1640/1608
- E6.1**
- E61.52
- E61.62
- E61.80
- E6**
- E6.52/R6.52
- E6.62
- E6.80L
- E6.80

Option 1: chainfix tiewrap plates with clip-on connection for C-profile

- Can be clipped into the KMA C-profile
- Easy to assemble without any screws
- Easy to remove with screwdriver but secure when in use
- Can be used as an individual part in switchgear cabinets or in the assembly of machines

**Option 1 | Tiewrap plate for C-profile**

Part No.	Width [mm]	Number of teeth	For series
tiewrap plate			
3050.ZC	50	5	For all mounting brackets with C-profile
3075.ZC	75	7	For all mounting brackets with C-profile



For the following
igus® series

C-profile

- For all mounting brackets with C-profile

Option 2: integrated strain relief for R series E2 e-tubes

- Strain relief integrates completely into the e-tube
- Easy to assemble without any screws
- Can be used as an individual part in switchgear cabinets or in the assembly of machines

**Option 2 | Tiewrap plate for R series E2 e-tubes**

Part No.	Width [mm]	Number of teeth	For series
tiewrap plate			
3050.Z*	50	5	R68
3075.Z	75	7	R68
5850.Z	46	4	R58
5835.Z	32	3	R58 for series 58.050. only. <i>Bi 50</i>



For the following
igus® series

E2 R

- R58
- R68


*Only possible from e-chain® width 100mm and larger

Option 3: tiewrap plates for fixed crossbars

- Can be clipped on fixed crossbars
- For use with many harnessed cables
- If the KMA is too small for C-profile
- Easy to assemble without any screws

**Option 3 | Tiewrap plate for fixed crossbars**

Part No.	Width [mm]	Number of teeth	For series
tiewrap plate			
2050.Z	60	6	E/Z200, 2400/2500, 2600/2700
3050.Z	50	5	3400/3500
3075.Z	74	7	3400/3500
C.2.522.050.ZS <i>New</i>	48	4	E2.38, E2.48
C.2.522.065.ZS	63	6	E2.38, E2.48
C.2.522.075.ZS	73	7	E2.38, E2.48

 For the following igus® series

easychain®

- E200/Z200

E2.1

- E2.38
- E2.48

E2/000


- 2400/2500
- 2600/2700
- 3400/3500

Option 4: chainfix tiewrap plates for openable crossbars

- Can be clipped on openable crossbars
- For use with many harnessed cables
- If the KMA is too small for C-profile
- Easy to assemble without any screws

**Option 4 | Tiewrap plate for openable crossbars**

Part No.	Width [mm]	Number of teeth	For series
tiewrap plate			
2050.Z	60	6	2600/2700/2650, E4.28, E61.52, E6.52
3035.ZS	35	3	3400/3500/3450
3050.ZS	50	5	3400/3500/3450
3075.ZS	75	7	3400/3500/3450
3850.ZS	48	5	E4.32/H4.32, E4.42/H4.42, 14240/14340, 15250/15350, E61.62, E6.62
3875.ZS <i>New</i>	74	7	E4.32/H4.32, E4.42/H4.42, 14240/14340, 15250/15350, E61.62, E6.62
4550.ZS	74	5	E4.56/H4.56, E4.80/H4.80, E4.112, 14040/14140, 14550/14650, 15050/15150, E61.80, E6.80L, E6.80, 1640
4575.ZS	80	7	E4.56/H4.56, E4.80/H4.80, E4.112, 14040/14140, 14550/14650, 15050/15150, E61.80, E6.80L, E6.80, 1640
C622.100.ZS		8	E4.38L, E4.48L

 For the following igus® series

E2/000

- 2600/2700/2650
- 3400/3500/3450

E4.1L

- E4.38L
- E4.48L

E4.1

- E4.28
- E4.32/H4.32
- E4.42/H4.42
- E4.56/H4.56
- E4.80/H4.80
- E4.112

E4/light

- 14040/14140
- 14240/14340
- 14550/14650
- 15050/15150
- 15250/15350
- 1640

E6

- E6.52
- E6.62
- E6.80L
- E6.80

E6.1

- E61.52
- E61.62
- E61.80

CFU.V strain relief with innovative honeycomb design for fast assembly and high holding force

- 80% faster filling (compared to CFX strain relief), openable from both sides for assembly in seconds
- Flexible honeycomb design for increased holding force
- Tribologically optimised honeycomb design for the best hold
- Different cables with diameters from 2mm to 17mm can be strain-relieved easily
- Cables can be replaced easily
- Easy positioning of cables
- CFU.V cannot be attached to mounting bracket, but has to be installed beforehand on-site



CFU.V | Honeycomb strain relief | Product range

Part No.	Bi [mm]	Height [mm]	For series
CFU.V			
CFU.V.64.40.100.25.01	100	62	See table on the right
CFU.V.64.40.125.25.01	125	62	See table on the right
CFU.V.64.40.150.25.01	150	62	See table on the right
CFU.V.64.40.175.25.01	175	62	See table on the right
CFU.V.64.40.200.25.01	200	62	See table on the right
CFU.V.64.40.225.25.01	225	62	See table on the right
CFU.V.64.40.250.25.01	250	62	See table on the right
CFU.V.64.40.275.25.01	275	62	See table on the right
CFU.V.64.40.300.25.01	300	62	See table on the right
CFU.V.64.40.325.25.01	325	62	See table on the right
CFU.V.64.40.350.25.01	350	62	See table on the right
CFU.V.64.40.375.25.01	375	62	See table on the right
CFU.V.64.40.400.25.01	400	62	See table on the right



For the following
igus® series

E2.1
E2.48
E2/000
● 3400/3500/3450/3480
R2.1
● R2.48
E2R100
● 167/68
E2R
● R68
E4.1L
● E4.48L/R4.48L
E4.1
● E4.42/H4.42/R4.42
E6.1
● E61.52*
E6
● E6.52/R6.52*

*Available upon request.
Please consult igus®
for delivery time.



reddot design award
winner 2018



Installation note: 80% faster (compared to CFX strain relief) for different cable types in different chambers, fully flexible, with strong holding force and easy assembly.



Remove the top side with a hexagon wrench,
openable on both sides ...



... fill the CFU.V honeycomb with different cables
(with diameters from 2mm to 17mm)



Close the top ...



... and screw the top down with a hexagon wrench




An assembly video is available online at
► www.igus.eu/info/cfu-honeycomb-strain-relief

Strain relief separators - separator with integrated strain relief teeth

- To be fitted at the first and last e-chain® link
- For restricted space conditions
- Easy to assemble without any screws
- The number "n" depends on the selection of the cables (diameter, type) and the available space

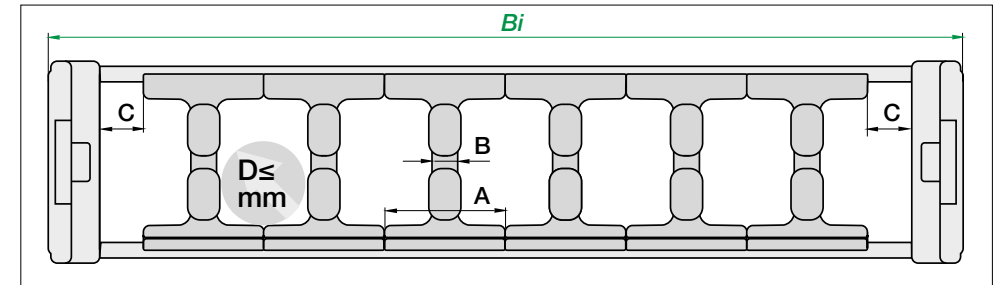


Strain relief separator | With integrated teeth



Strain relief separators are assembled either at the first or last e-chain® link. Alternatively they can be fitted within the e-chain® as an intermediate strain relief

Product range | Installation dimensions



Strain relief separator | Product range | Installation dimensions


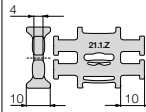
Part No.	For series	Number of teeth	A [mm]	B [mm]	C [mm]	D [mm]
26.Z*	E2.26	6	12	3	-	7
21.1.Z	1400/1500	4	10	4	-	6
2020.Z	2400/2500	2	10	4	-	6
2020.ZR	2450/2480	4	10	4	-	6
262.Z	2600/2700	3	10	4	-	6
301.Z	3400/3500	3	18	4	-	14
34501.Z	3450/3480	6	14	4	-	10
1585.01.Z	R157/R158	6	22	4	-	18
1685.01.Z	R167/R168	8	22	4	-	18
481.ZR	R48	4	10	3.5	10	6.5
R2.26.Z	R2.26/R2.26i	4	10	3	-	6
R2.40.Z	R2.40/R2i.40	8	12	3	-	7
31.Z	E4.31L/R4.31L	4	9	4	6	6
38.Z	E4.38L/R4.38L	4	14	4.5	8	15
48.Z	E4.48L/R4.48L	4	14	4.5	8	20
48.ZS	E4.48L/R4.48L	4	14	4.5	8	20
T2103.Z	E4.21	2	8	4	1	4
28.Z	E4.28	4	10	4	-	6
28.ZT	R4.28	4	10	4	15	6
E6.29.02.Z	T3.29	2	8	4	1	4
E6.29.02.Z	E6.29/E61.29	2	8	4	1	4
R6.29.02.Z	R6.29	2	10	4	10	4
E6.35.02.Z	E6.35/E61.35	3	8	4	1	4
E6.40.02.Z	E6.40/E61.40	3	13	4	-	8


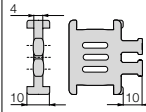
*For KMA mounting bracket only


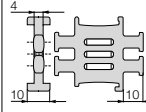
For the following igus® series


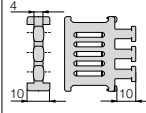
- E2.1**
 - E2.26
- E2/000**
 - 1400/1500
 - 2400/2500
 - 2450/2480
 - 2600/2700
 - 3400/3500
 - 3450/3480
- E2R100**
 - R157/R158
 - R167/R168
- E2R**
 - R48
- R2.1**
 - R2.26/R2i.26
 - R2i.40/R2i.40
- E4.1L**
 - E4.31L/R4.31L
 - E4.38L/R4.38L
 - E4.48L/R4.48L
- E4.1**
 - E4.21
 - E4.28/R4.28
- T3**
 - T3.29
- E6.1**
 - E61.29/EF61.29
 - E61.35
 - E61.40
- E6**
 - E6.29
 - R6.29
 - E6.35
 - E6.40


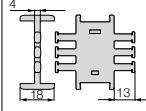
For series E2/000


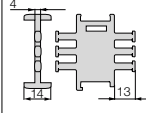
		1400/1500 e-chains® unassembled 21.1.Z assembled 21.1.Z.1
--	---	--

		2400/2500 e-chains® unassembled 2020.Z assembled 2120.Z
--	---	--


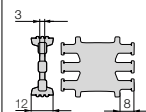
		2450/2480 e-tubes unassembled 2020.ZR assembled 2120.Z
--	---	---

		2600/2700 e-chains® unassembled 262.Z assembled 263.Z
--	---	--


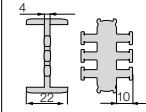
		3400/3500 e-chains® unassembled 301.Z assembled 311.Z
--	---	--


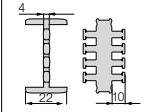
		3450/3480 e-tubes unassembled 34501.Z assembled 34511.Z
---	--	--

For series E2.1 e-chains®


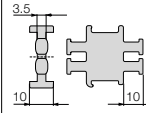
		E2.26-E2i.26* e-chains® unassembled 26.Z assembled 26.Z.1
--	---	--

For series R100 E2 e-tubes


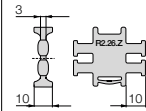
		R157/R158 e-tubes unassembled 1585.01.Z assembled 1586.01.Z
---	---	--


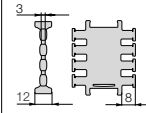
		R167/R168 e-tubes unassembled 1685.01.Z assembled 1686.01.Z
---	---	--

For series R E2 e-tubes


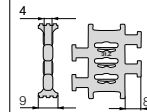
		R48 e-tubes unassembled 481.ZR assembled 482.ZR
---	---	--


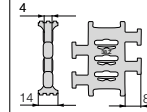
For series R2.1 e-tubes


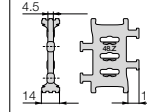
		R2.26-R2i.26 e-tubes unassembled R2.26.Z assembled R2.26.Z.1
---	---	---


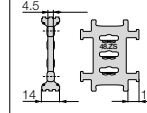
		R2.40-R2i.40 e-tubes unassembled R2.40.Z assembled R2.40.Z.1
--	--	---

For series E4.1L


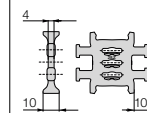
		E4.31L/R4.31L e-chains®/e-tubes unassembled 31.Z assembled 31.Z.1
---	---	--


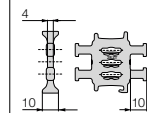
		E4.38L/R4.38L e-chains®/e-tubes unassembled 38.Z assembled 38.Z.1
---	---	--


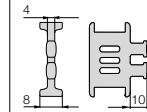
		E4.48L/R4.48L e-chains®/e-tubes unassembled 48.Z assembled 48.Z.1
---	---	--

		E4.48L/R4.48L e-chains®/e-tubes unassembled 48.ZS assembled 48.ZS.1
---	---	--


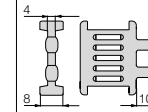
For series E4.1

		E4.28 e-chains® unassembled 28.Z assembled 28.Z.1
---	---	--


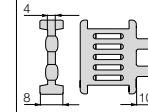
		R4.28 e-tubes unassembled 28.ZT assembled 28.ZT.1
--	--	--


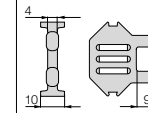
		E4.21 e-chains® unassembled T2103.Z assembled T2113.Z
---	---	--


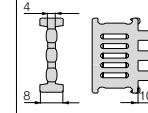
For series T3


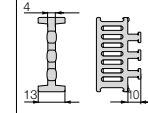
		T3.29 e-chains® unassembled E6.29.02.Z assembled E6.29.12.Z
---	---	--

For series E6.1/E6/R6

		E6.29/E61.29 e-chains® unassembled E6.29.02.Z assembled E6.29.12.Z
---	---	---

		R6.29 e-tubes unassembled R6.29.02.Z assembled R6.29.12.Z
---	---	--


		E6.35/E61.35 e-chains® unassembled E6.35.02.Z assembled E6.35.12.Z
---	---	---

		E6.40/E61.40 e-chains® unassembled E6.40.02.Z assembled E6.40.12.Z
---	---	---

*For KMA mounting bracket only

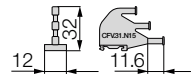
CFV strain relief element - for a stepped strain relief for use outside of the e-chain® section

- Easy strain relief for cables, even in fully enclosed tubes and with different connectors
- For e-chains® and e-tubes
- Subsequent installation into KMA mounting bracket or top-hat (DIN) rail 15 (TS92.31) possible

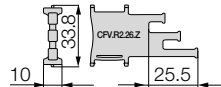


CFV | Strain relief elements with tiwrap teeth

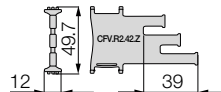
Part No.	For series	Inner height hi [mm]	For use in
CFV.31.N15	E4.31L/R4.31L	31	Top-hat (DIN) rail 15 (TS92.31)



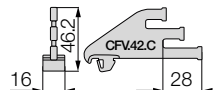
CFV.R2.26.Z	R2.26	26	KMA*
-------------	-------	----	------



CFV.R2.40.Z	R2.40	40	KMA*
-------------	-------	----	------

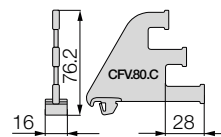


CFV.42.C	2600/2700/2650/2680	35	KMA*
	3400/3500/3450/3480	45	KMA*



CFV.80.C	E4Q.34/H4Q.34	32	KMA*
	E4.32/H4.32/R4.32	32	KMA*
	E4Q.44/H4Q.44	42	KMA*
	E4.42/H4.42/R4.42	42	KMA*
	E4.38L/R4.38L	38	KMA*
	E4.48L/R4.48L	48	KMA*

CFV.80.C	R2.75	75	KMA*
	E4.64L	64	KMA*
	E4Q.58/H4Q.58	56	KMA*
	E4.56/H4.56/R4.56	56	KMA*
	E4Q.82/H4Q.82	80	KMA*
	E4.80/H4.80/R4.80	80	KMA*



*KMA = plastic metal mounting bracket

For the following igus® series

- E2/000**
 - 2600/2700
 - 2650/2680
 - 3400/3500
 - 3450/3480
- R2.1**
 - R2.26
 - R2.40
- E4.1L**
 - E4.31L/R4.31L
 - E4.38L/R4.38L
 - E4.48L/R4.48L
 - E4.64L
- E4Q**
 - E4Q.34/H4Q.34
 - E4Q.44/H4Q.44
 - E4Q.58/H4Q.58
 - E4Q.82/H4Q.82
- E4.1**
 - E4.32/H4.32/R4.32
 - E4.42/H4.42/R4.42
 - E4.56/H4.56/R4.56
 - E4.80/H4.80/R4.80



CFV stepped strain relief elements easily clipped in from above

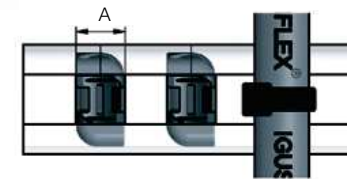
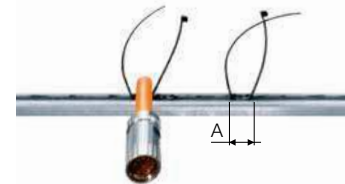
Option 1: CFN nuggets for C-profile
Option 2: CFN nuggets for top-hat (DIN) rail 35

- Universal cable fixation in C-profile or clip onto a standard top-hat (DIN) rail 35
- Simple strain relief with cable tiwrap
- Very small space required
- Easy to assemble without any screws and tools
- Adjustable to every e-chain® filling



Option 1 | CFN nuggets for C-profile

Part No.	For C-profiles	≤ Ø [mm]	A [mm]
Nugget		20	10.8
CFN.20	92.42 ... /92.42 ... E	20	10.8
CFN.30.52	92.52 ... /92.52 ... E	30	16.4



Option 2 | CFN nuggets for top-hat (DIN) rail 35

Part No.	For standard rails	≤ Ø [mm]	A [mm]
Nugget		20	20
CFN.20.N35	Top-hat (DIN) rail 35	20	20



For the following igus® series

- C-profile**
 - For all mounting brackets with C-profile

For the following igus® series

- Top-hat (DIN) rail**
 - Top-hat (DIN) rail 35

CFB strain relief connector system - polymer, modular, can be mounted into the C-profile

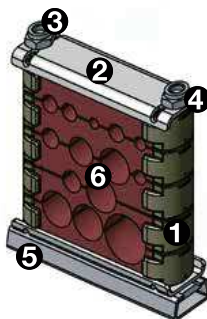
- Customised strain relief solutions can be offered
- 2 options available, cost-effective and strong
- Fast assembly with bolted connection
- Can be mounted in the mounting bracket or in front of the e-chain®
- Customised production from 1 piece



CFB strain relief connector system | Series 907.881

Parts list	Part No.	Quantity
Description		
1 Outer fixing block	CFB20.1	N x 2
2 Clamping bar	907.881.1.XXX	2
3 Threaded bolt with plate	907.825.2.LLL	2
4 Hexagon nut M8	MAT 0040012	2
5 C-profile (part of KMA)	92.42.XXX	1
6 Strain relief block	Customer-specific	1

i Please consult igus® when designing with this product



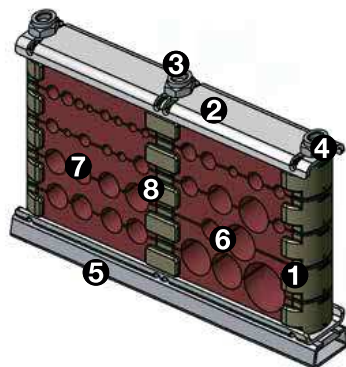
Order key
907.881.XXX.N

N = Number of layers of fixing blocks
 XXX = Bi - 3mm (mounting bracket)
 Part No. with version 881

CFB strain relief connector system | Series 907.825

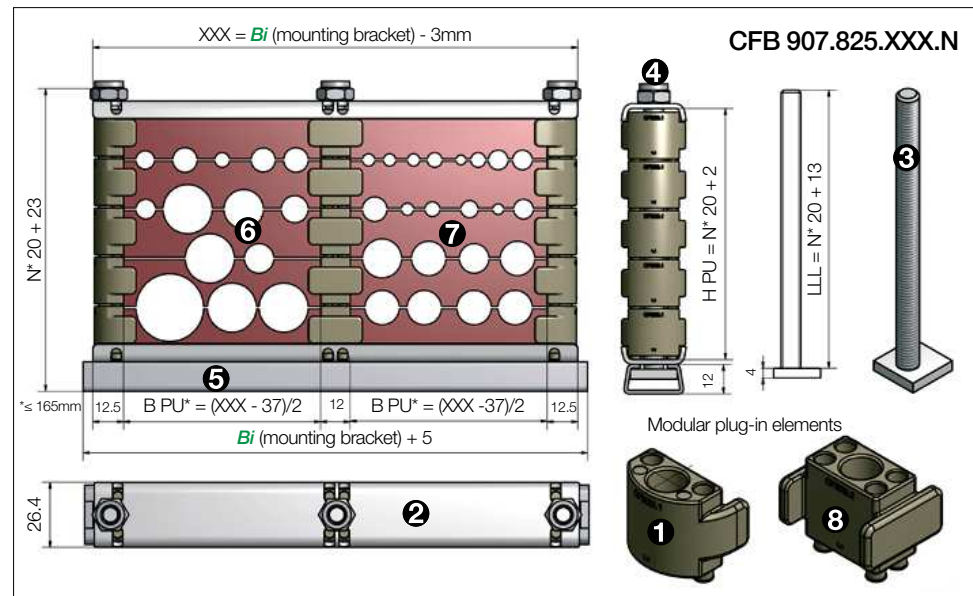
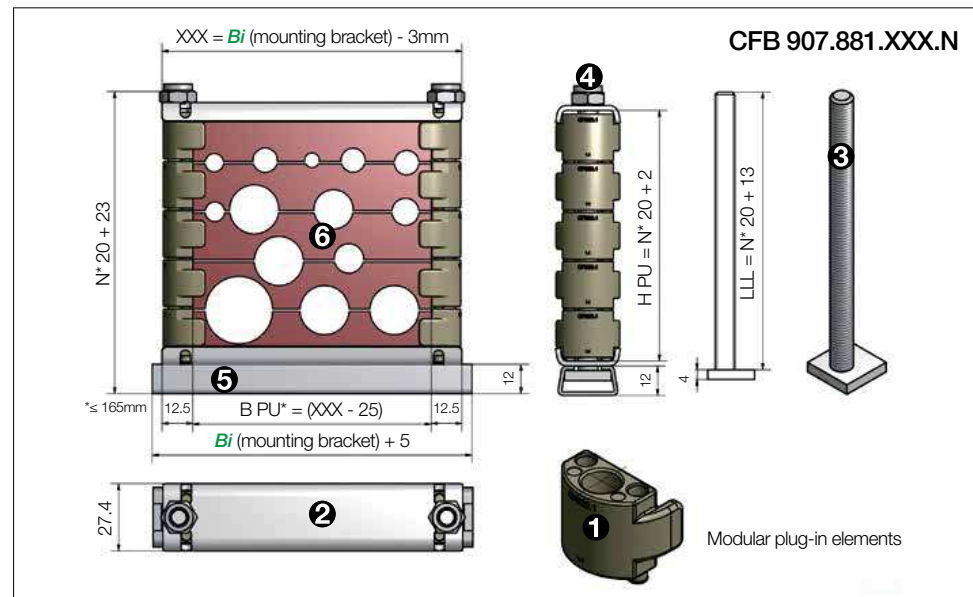
Parts list	Part No.	Quantity
Description		
1 Outer fixing block	CFB20.1	N x 2
2 Clamping bar	907.825.1.XXX	2
3 Threaded bolt with plate	907.825.2.LLL	3
4 Hexagon nut M8	MAT 0040012	3
5 C-profile (part of KMA)	92.42.XXX	1
6 Strain relief block	Customer-specific	1
7 Strain relief block	Customer-specific	1
8 Inner fixing block	CFB20.2	N

i Please consult igus® when designing with this product







Order key
907.825.XXX.N



N = Number of layers of fixing blocks
 XXX = Bi - 3mm (mounting bracket)
 Part No. with version 825



Delivery time upon request due to customer-specific fabrication!







igus[®] locations



igus® worldwide

igus® Offices

igus® Distributors

1 Germany

igus® GmbH
Spicher Str. 1a
51147 Köln
P.O. Box 90 61 23
51127 Köln
Phone 02203 9649-0
Fax 02203 9649-222
info@igus.de, www.igus.de

2 Argentina

Borintech SRL
Av. Elcano 4971
C1427CIH Buenos Aires
Phone +5411 4556 1000
Fax +5411 4556 1000
igus@borintech.com

3 Australia

Treotham Automation Pty. Ltd.
14 Sydenham Road
Brookvale NSW 2100
Phone +61 2 9907-1788
Fax +61 2 9907-1778
info@treotham.com.au

4 Austria

igus® polymer Innovationen GmbH
Photo-Play-Straße 1
4860 Lenzing
Phone +43 7662 57763
Fax +43 7662 57751
igus-austria@igus.de

5 Belarus

SOOO Hennlich
Biryuzova street, 4/5, office 1012
220073 Minsk
Republik Belarus
Phone +375 17 258 88 28
Fax +375 17 373 39 26
info@hennlich.by

6 Belgium/Luxembourg

igus® B.V.B.A.
Jagersdreef 4A
2900 Schoten
Phone +32 3 330 13 60
Fax +32 3 313 79 91
info@igus.be

7 Bosnia + Herzegovina

HENNLICH industrijska tehnika d.o.o.
Tvornička 3
(Energoinvest-zgrada C&O)
Bih-71210 Ilidža - Sarajevo
Phone +387 33 451 439
Fax +387 33 451 439
info@hennlich.ba

8 Brazil

igus® do Brasil Ltda.
Rua Antônio Christóvão 611
Parque Industrial III - FAZGRAN
Jundiá - CEP 13213-183 - SP
Phone +55 11 3531-44 87
Fax +55 11 3531-44 88
vendas@igus.com.br

9 Bulgaria

Hennlich OOD, BG
4003 Plovdiv, Bulgaria
147A, Brezovsko shose Str.,
Rota center, fl. 3
Phone +359 32 511 326
Fax +359 32 621 929
office@hennlich.bg

10 Canada

igus® Office Canada
Suite 100-180
Bass Pro Mills Dr
Vaughan, ON L4K 5W4
Phone +1 905 7608448
Fax +1 905 7608688
webmaster@igus.com

11 Chile

Vendortec
Avda. Los Pajaritos 3195,
Oficina 1410
Edificio Centro Maipú
Maipú - Santiago
Phone +56 22 710 58 25
+56 23 245 02 00
ventas@vendortec.cl

12 China

igus® Shanghai Co., Ltd.
No.50, North Huancheng Road,
Fengxian district
Shanghai 201401
P. R. China
Phone +86 21 8036 6999
Fax +86 21 8036 6116
cnmaster@igus.net

13 Colombia

PRODUCTOS I SAS
Carrera 28a, 15-18 Local 1,
Paloquemao, Bogotá
Phone +57 1 561 2959
ext. 113
igus@igus.com.co

14 Costa Rica

Enesa Equipos Neumaticos S.A.
Del Colegio Marista
100 este, 200 sur, 25 este
Urbanización Cruceles
Alajuela, Costa Rica
Phone +506 2440-2393
Fax +506 2440-2393
equiposneumaticos@enesa.net

15 Croatia

Hennlich, Industrijska d. o. o.
Stupničkoobreška 17
Stupnički Obrež
10255 Gornji Stupnik
Phone +385 1 3874334
Fax +385 1 3874336
hennlich@hennlich.hr

16 Czech Republic

HENNLICH s.r.o.
Ceskolpolská 9
412 01 Litoměřice
Phone e-chains®
+420 416 711332
Phone Plain bearings
+420 416 7113 39
Fax +420 416 7119 99
lin-tech@hennlich.cz

17 Denmark

igus® ApS
Lysøholt Alle 8
DK-7100 Vejle
Phone +45 86 603373
Fax +45 86 603273
info@igus.dk

18 Ecuador

Ecuanisetec
Yugoestavia N34-110 y Azuay
Quito
Phone +593 11 3531-3757
Fax +593 2 2461833
info@ecuanisetec.com.ec

19 Egypt

IEE International Company for Electrical Engineering
2nd floor, 25 Orabi St
Down Town, Cairo
Phone +202 25767370
Fax +202 25767375
sales@iee-egypt.com

20 Estonia

igus® OÜ
Lõitsa 4A
Tallinn 11415
Phone +372 667 5600
Fax +372 667 5601
info@igus.ee

21 Finland

OEM Finland OY
Fieksarinkatu 3
20750 Turku
PL 9, 20101 Turku
Phone +358 20 7499499
Fax +358 20 7499456
info@oem.fi

22 France

igus® SARL
49, avenue des Pépinières
Parc Médicis
94260 Fresnes
Phone +33 1 49840404
Fax +33 1 49840394
info@igus.fr

23 Greece

J. & E. Papadopoulos S.A.
12 Polidelfkous str
Piraeus, 185 40
Phone +30 210 4113133
Fax +30 210 4116781
sales@papadopoulos-sa.com

24 Hong Kong

Sky Top Enterprises Ltd.
Room 1806 ; Block C; Wah
Tat Industrial Center; Wah Sing
Street; Kwai Chung Hong Kong
Phone +852 23318928
Fax +852 24269738
info@skytopy.com.cn

25 Hungary

igus® Hungária Kft.
Ipári Park u.10,
1044 Budapest
Phone +36 1 3066486
Fax +36 1 4310374
info@igus.hu

26 Hungary

Tech-Con Kft.
Véso utca 9-11
1133 Budapest
Phone +36 1 4124161
Fax +36 1 4124171
tech-con@tech-con.hu

26 India

igus® (India) Pvt. Ltd.
36/1, Sy No: 17/3
Euro School Road,
Dodda Nekkundi Industrial
Area, - 2nd Stage
Mahadevapura Post
Bangalore 560048
Phone +91 80 68127800
Fax +91 80 68127802
info-in@igus.net

27 Indonesia

PT igus® Indonesia
Headquarter Indonesia
Taman Tekno BSD
Sektor XI, Blok L1 No. 15
Tangerang Selatan 15314
Phone +62 21 7588 1933
Fax +62 21 7588 1932
info@igus.co.id

18 Ecuador

Ecuanisetec
Yugoestavia N34-110 y Azuay
Quito
Phone +593 11 3531-3757
Fax +593 2 2461833
info@ecuanisetec.com.ec

28 Ireland

igus® Ireland
Caswell Rd
Northampton NN4 7PW
Phone +44-1604 677240
Fax +44-1604 677242
sales@igus.ie

29 Israel

Conlog LTD
P.O. Box 3265
17 Hamelaisim Str.
Industrial Zone Kiryat Arie
Petach-Tikva 49130
Phone +972 3 9269595
Fax +972 3 9233367
conlog@conlog.co.il

20 Estonia

igus® OÜ
Lõitsa 4A
Tallinn 11415
Phone +372 667 5600
Fax +372 667 5601
info@igus.ee

30 Italy

igus® S.r.l.
Via delle Fiovedine, 4
23899 Robbiate (LC)
Phone +39 039 5906.1
Fax +39 039 5906.222
igusitalia@igus.it

31 Japan

igus® k.k.
Arcacentral 15F, 1-2-1 Kinshi,
Sumida-ku Tokyo JAPAN
Zip 130-0013
Phone +81 358 192030
Fax +81 358 192055
info@igus.co.jp

32 Kenya

Mantrad Ltd.
Sterling House, 1St. Floor
Moi Avenue, Mombasa
Phone +254 722 706 830
Fax +254 720 765 566
info@mantrad.co.ke

33 Latvia

Techvitas SIA
Daugavas iela 38-3
Mārupe, LV-2167
Phone +372 667 5600
Fax +372 667 5601
L_igusLettland_G@igus.de

34 Lebanon

Mecanix Shops SAL
Horsh Tablet - Ste Rita blvd
P.O.Box: 55384 Beirut
Phone +961 1 486701
Fax +961 1 490929
sales@mecanixshops.com

35 Lithuania

Hitech UAB
Terminalo g. 3
54469 Biruliskiu k. (Kauno LEZ)
Kauno raj.
Phone +370 37 323271
Fax +370 37 203273
info@hitech.lt

36 Macedonia, Albania, Kosovo

Hennlich doo Beograd
Radomira Markovića 1/3
11222 Beograd
Phone +381 11 63 098 17
Fax +381 11 63 098 20
office@hennlich.rs

37 Malaysia

igus® Malaysia Sdn Bhd
Suite 1601-1, Level 16,
Tower 2, Wisma AnnFirst,
Jalan SS 7/15 (Jalan Stadium),
47301 Kelana Jaya, Selangor
Phone +603 7803 0618
Fax +603 7886 1328
info@igus.my

38 Morocco

AFIT
5, Rue Amir Abdeldkader
20300 Casablanca
Phone +212 522 633769
Fax +212 522 618351
souria.vu@premium.net.ma

39 Mexico

igus® México S. de R.L. de C.V.
Boulevard Aeropuerto Miguel
Alemán 160 Int. 135
Col. Corredor Industrial Toluca Lerma
Lerma, Estado de México C.P. 52004
Phone +52 728284 3185
Fax +52 728284 3187
fmarquez@igus.com

40 Middle East (except of UAE)

JISigus Middle East FZE
FF07, Jebel Ali Free Zone
PO Box- 17483
Dubai, United Arab Emirates
Phone +971 4222 1185
Fax +971 4222 1186
info@jisigus.com

41 Myanmar

Sea Lion Co. Ltd.
181 Bo Myat Tun St
Botataung Yangon
11611 Myanmar
Phone +95 1 29 97 97
Fax +95 1 20 27 51
zaw.m.thant@sealionmyanmar.com

42 Netherlands

igus® B.V.
Sterrenbergweg 9
3769 BS Soesterberg
Phone +31 346 353932
Fax +31 346 353849
info@igus.nl

42 Netherlands – dry-tech®

Elcee B.V.
Kamerlingh Onnesweg 28
NL-3316 GL Dordrecht
Phone +31 (0)78-654 47 77
Fax +31 (0)78-654 47 33
info@elcee.nl

43 Nigeria

Deepee Industrials Ltd.
11 Ishaga Road Surulere
Lagos
Phone +234 803 3899107
ovachnike@deepeeindustrials.com

44 New Zealand

Treotham Automation Pty Ltd.
Level 4, 21 Putney Way
Manukau, Auckland 2104
Phone +64 9 278 6577
Fax +64 9 278 6578
info@treotham.co.nz

45 Norway

ASI Automatikk AS
Sankt Hallvards vei 3, port 8
3414 Lierstranda
Phone +47 9006 1100
info@asiflex.no

46 Peru

PROIGUS S.A.C.
Calle Bolivar 388/of. 203
Miraflores
Lima 18 – Perú
Phone +51 1 2414370
Fax +51 1 2428608
profacoventas@profaco.com

47 Pakistan

GEMS International Trading
501, Windsong Place, Block 7&8,
K.C.H.S, Off Shaheed-e-Millat Rd,
Karachi – 75350
Phone +92 21 34531505
marketing@gemsinter.com

48 Philippines

Silicon Exponents Corp.
Unit 1-B, 8414 LMN Bldg,
Dr. A. Santos Avenue Ergy,BF
Homes Subcat Pararaque City
1700 Philippines
Phone +63 2 8250 126/135
Fax +63 2 8250 141
ryemrigor@sieplux.ph

49 Poland

igus® Sp. z o.o.
ul. Działkowa 121C
02-234 Warszawa
Phone +48 22 8635770
Fax +48 22 8636169
info@igus.pl

50 Portugal

igus® Lda.
R. Eng. Ezequiel
Campos, 239
4100-231 Porto
Phone +351 22 6109000
Fax +351 22 8328321
info@igus.pt

51 Romania

Hennlich SRL
Str. Timotei Cipariu, Nr. 5-7
310213 Arad
Phone +40 257 211119
Fax +40 257 211021
info@hennlich.ro

52 Russia

OOO Hennlich
Room 14
Naberezhnaya reki Lazuri, 15A
170028 Tver
Russian Federation
Phone +7 4822 787 180
Fax +7 4822 787 180, add. 380
hennlich@hennlich.ru

53 Serbia + Montenegro

Hennlich doo Beograd
Radomira Markovića 1/3
11222 Beograd / Srbija
Phone +381 11 63 098 17
Fax +381 11 63 098 20
office@hennlich.rs

54 Singapore – ASEAN HQ

igus® Singapore Pte Ltd
#4 Genting Lane
#06-03 Axxel Innovation Centre
Singapore 349584
Phone +65 6487 1411
info@igus.com.sg

55 Slovakia

Hennlich s.r.o.
Na Bystricku 16
SK-036 01 Martin
Phone +421 43 421 2352
litech@hennlich.sk
www.hennlich.sk

56 Slovenia

Hennlich, d.o.o.
Ulica Mirka Vachova 13
SI-4000 Kranj
Slovenija
Phone +386 4 53206-10
info@hennlich.si

57 South Africa

igus® Pty. Ltd.
Unit 29
Midline Business Park
Cnr Le Roux & Richards Drive
Midrand 1682
Phone +27 11312-1848
Fax +27 11312-1594
sales.sa@igus.de

58 South Korea

igus® Korea Co. Ltd.
613-14 Namchondong,
Namdonggu
Incheon City, 405-846
Phone +82 32 82129-11
Fax +82 32 82129-13
info@igus.kr

59 Spain

igus® S.L.U.
Ctra. Lobatona, 6
Poligono Noi del Sucre
08840 Viladecans – BCN
Phone +34 936 473950
Fax +34 936 473951
igus.es@igus.es

60 Sweden – the chain

OEM Automatic AB
Box 1011 Dalagatan 4
573 28 Tranås
Phone +46 75 2424100
Fax +46 75 2424159
info@oemautomatic.se

60 Sweden – dry-tech®

Colly Components AB
Raseborgsgatan 9
P.O. Box 76
164 94 Kista
Phone +46 8 7030100
Fax +46 8 7039841
info@me.colly.se

61 Switzerland

igus® Schweiz GmbH
Winkelstr. 5
4622 Egerkingen
Plot of Land M6-01
Shariah Airport Free Zone
P.O. Box 120300
Sharjah - U.A.E.
Phone +971 6 5578386
Fax +971 6 5578387
automation@unigroup.ae

62 Taiwan

igus® Taiwan Company Ltd.
5F, No. 35, 24th Road
Taichung Industrial Park
Taichung 40850
Phone +886 4 2358-1000
Fax +886 4 2358-1100
info@igus.com.tw

63 Thailand

igus® Thailand Co., Ltd
1340 Soi Bangkok-Nonthaburi 30,
34100 Sloyvansk City,
Bangsue, Bangsue
Bangkok 10800
Phone +66 (0)2 587 4899
Fax +66 (0)2 587 4898
info@igus.co.th

64 Tunisia

BOUDRANT
53, Avenue de Carthage
1000 Tunis – Tunisia
Phone +216 71340244
Fax +216 71348910
info@boudrant.com.tn

65 Turkey

igus® Turkey
Güzeller Org. San. Bölğ.
Galvano Teknik San. Sit.
Cumhuriyet Cad. 2/32
P.K. 41400 Gebze / Kocaeli
Phone +90 262 502 14 08
Fax +90 262 502 14 19
info@igus.com.tr

65 Turkey

HIDREL Hidrolik Elemanlar
Sanayi ve Ticaret A.Ş.
Perçemli Sk. No. 7
Tünel Mevki
34420 Karaköy / İstanbul
Phone +90 212 2494831
Fax +90 212 2920850
info@hidrel.com.tr

65 Turkey

Unigroup FZE
Shariah Airport Free Zone
P.O. Box 120300
Sharjah - U.A.E.
Phone +971 6 5578386
Fax +971 6 5578387
automation@unigroup.ae

67 United Kingdom

igus®
Caswell Rd
Northampton NN4 7PW
Phone +44 1604 677240
sales@igus.co.uk

68 Ukraine

Hennlich Ukraine LLC (HQ)
Kramatorska Street 15
34100 Sloyvansk City,
Donetsky Region
Phone +38 06262 33540
hennlich@hennlich.com.ua

68 Ukraine

igus®.eu/8pm

Place your orders until late. Ordering and deliveries weekdays from 7.00am to 8.00pm, Saturday from 8.00am to 12.00pm.
No minimum order quantity, no surcharges. Quick delivery.
www.igus.eu Phone +49-2203 9649-800 Fax -222

igus®.eu/24

Buy online - 24hrs! www.igus.eu

/9001:2015 /16949:2016

igus® is certified in accordance with ISO 9001:2015 and IATF 16949:2016 in the field of energy supply systems, cables and harnessing, as well as plastic bearings.

/readychain®

Ask for fully harnessed and pre-assembled energy supply systems - immediately increase your cash-flow and profit with readychain®.
www.igus.eu/readychain

/newsletter

Free of charge! Discover more about the latest trends and innovations from the world of igus® motion plastics®. Register here: www.igus.eu/newsletter

igus®.eu

igus® GmbH Spicher Strasse 1a 51147 Cologne (Germany)
Phone: +49-2203 9649-800 Fax +49-2203 9649-222
info@igus.de www.igus.eu

© igus® GmbH

Subject to technical alterations. MAT0072320.20 Issue 09/2021

motion plastics!