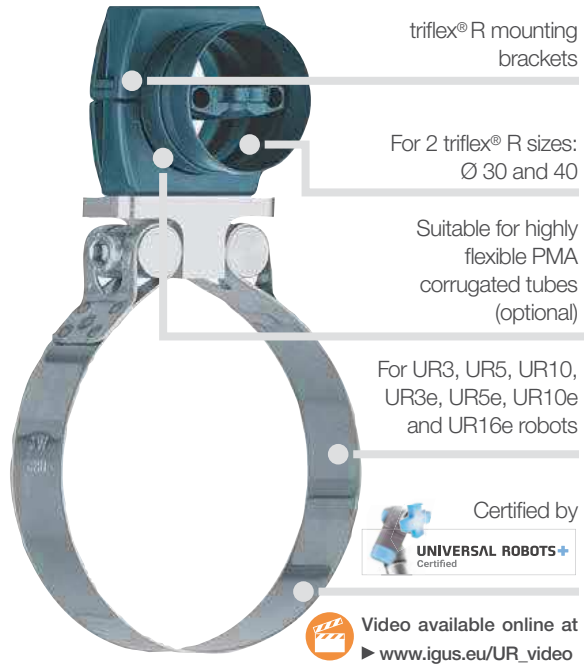


triflex® R accessories

UR metal mounting brackets



Mounting brackets for "Universal Robots" - UR brackets

The "Universal Robots" company makes easy-to-use, lightweight robot systems. The triflex® R 30 and 40 sizes are a perfect fit for UR3, UR5, UR10, UR3e, UR5e, UR10e and UR16e robot systems, both technically and aesthetically. Connecting the system is quick and easy when using the UR brackets.

- Safe cable management with triflex® R for "universal robots"
- Easy connection with screw clips
- For TRC, TRE, TRL: Ø 30 and 40mm
- Suitable for PMA corrugated tube I-PIST-29B (optional)

Overview triflex® R e-chains® | For TRC·TRE·TRL

Principle sketch	Part No.	Bi1	Bi2	Ba	R	d1	d2	Pitch	Links
	Series	[mm]	[mm]	[mm]	[mm]	[mm]	[mm]	[mm]	per m
	Series TRC - enclosed design								
	TRC.30.050.0	12	10	34.5	050	10	8	11.3	89
	TRC.40.058.0	15	13	43	058	13	11	13.9	72
	Series TRE - "easy" design								
	TRE.30.050.0	12	10	34.5	050	10	8	11.3	89
	TRE.40.058.0.B	15	13	43	058	13	11	13.9	72
	Series TRL - light version of the "easy"-design								
	TRL.30.050.0	12.5	11	34.5	050	10	8	11.3	89
	TRL.40.058.0	15	-	45	058	13	-	13.9	72

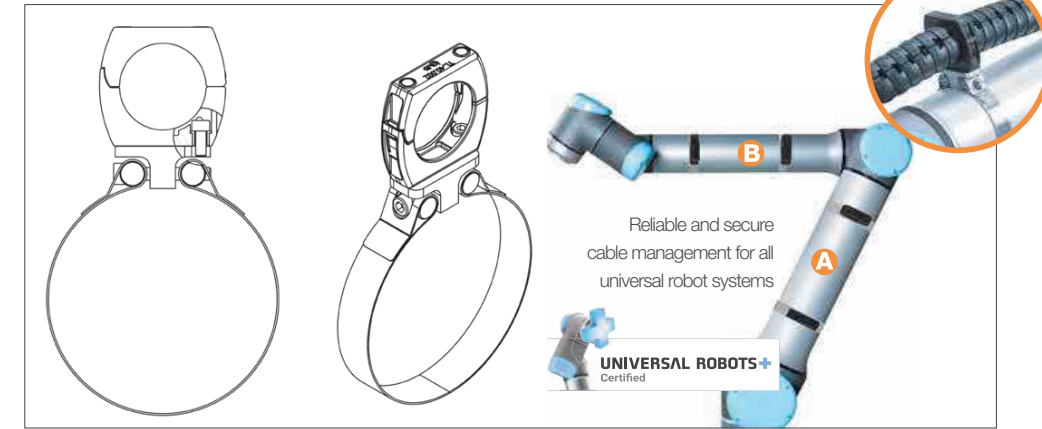
PMA hoses overview | For PMAFLEX corrugated tubes

Principle sketch	Part No.	Corrugated tube	Metric	Inner Ø	Outer Ø	Static	Dynamic	VE
	Series	nominal width	size [mm]	d1 [mm]	d2 [mm]	R [mm]*	R [mm]**	[m]
	I-PIST-29B	29	32	29.0	34.3	45	110	50

*Static R = minimum recommended bend radius for static (fixed) installation **Dynamic R = minimum recommended bend radius for dynamic (flexible) laying

Product range

UR mounting brackets



Product range | Suitable for TRC.30 · TRE.30 · TRL.30 e-chains®

Part No.	Part No.	For UR-	Ø	Position
without strain relief	with strain relief	robot system	[mm]	
TR.911.965.054.Z0	TR.911.965.054.Z1	UR3 / UR3e	054	B
TR.911.965.066.Z0	TR.911.965.066.Z1	UR3 / UR3e	066	A
TR.911.965.075.Z0	TR.911.965.075.Z1	UR5 / UR5e	075	B
TR.911.965.086.Z0	TR.911.965.086.Z1	UR5 / UR5e	086	A
TR.911.965.086.Z0	TR.911.965.086.Z1	UR10 / UR10e	086	B
TR.911.965.108.Z0	TR.911.965.108.Z1	UR10 / UR10e	108	A

Product range | Suitable for TRC.40 · TRE.40 · TRL.40 e-chains®

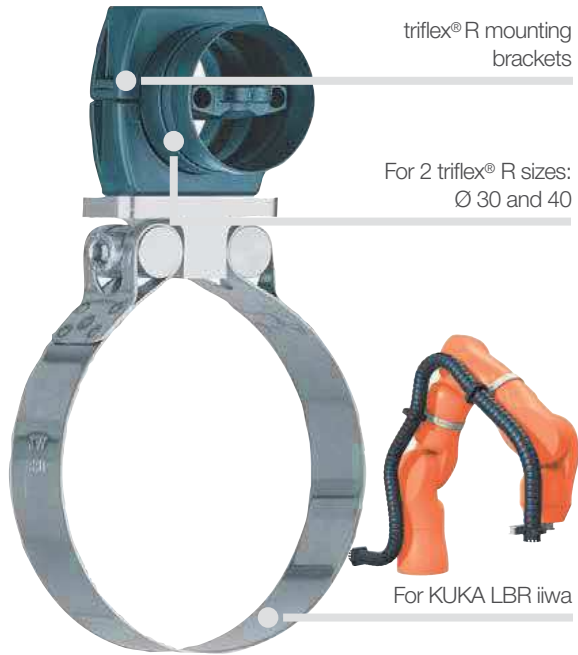
Part No.	Part No.	For UR-	Ø	Position
without strain relief	with strain relief	robot system	[mm]	
TR.911.966.054.Z0	TR.911.966.054.Z1	UR3 / UR3e	054	B
TR.911.966.066.Z0	TR.911.966.066.Z1	UR3 / UR3e	066	A
TR.911.966.075.Z0	TR.911.966.075.Z1	UR5 / UR5e	075	B
TR.911.966.086.Z0	TR.911.966.086.Z1	UR5 / UR5e	086	A
TR.911.966.086.Z0	TR.911.966.086.Z1	UR10 / UR10e	086	B
TR.911.966.108.Z0	TR.911.966.108.Z1	UR10 / UR10e / UR16e	108	A

Product range | Suitable for PMA hose I-PIST-29B (optional)

For PMA hose	Part No.	For UR-	Ø	Position
I-PIST-29B	without strain relief	robot system	[mm]	
	TR.914.836.054.Z0	UR3 / UR3e	054	B
	TR.914.836.066.Z0	UR3 / UR3e	066	A
	TR.914.836.075.Z0	UR5 / UR5e	075	B
	TR.914.836.086.Z0	UR5 / UR5e	086	A
	TR.914.836.086.Z0	UR10 / UR10e	086	B
	TR.914.836.108.Z0	UR10 / UR10e / UR16e	108	A

triflex® R accessories

Mounting brackets for KUKA LBR iiwa



Mounting bracket for KUKA LBR iiwa

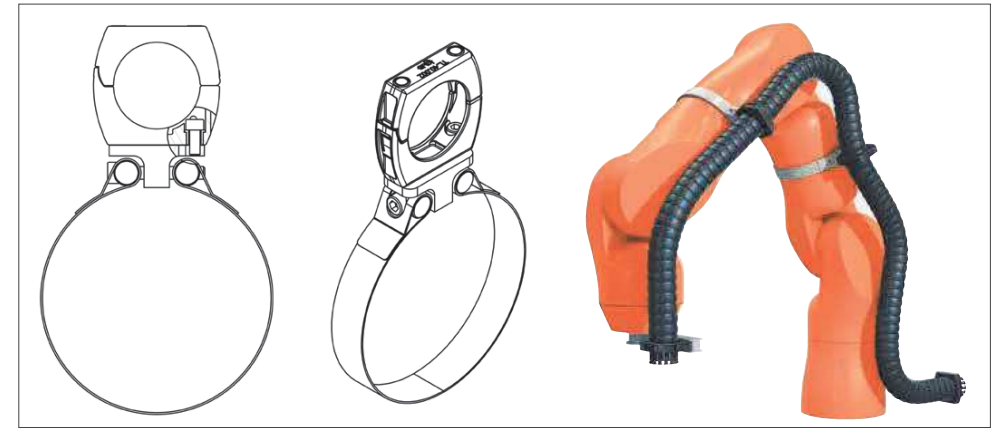
- Safe cable guidance with triflex® R for KUKA LBR iiwa robots
- For KUKA LBR iiwa 14 R820 and KUKA LBR iiwa 7 R800
- Easy connection with screw clips
- For 2 triflex® R sizes: Ø 30 and 40
- For TRC, TRE and TRL e-chains®

Overview triflex® R e-chains® | For TRC·TRE·TRL

Principle sketch	Part No.	<i>Bi1</i>	<i>Bi2</i>	<i>Ba</i>	<i>R</i>	<i>d1</i>	<i>d2</i>	Pitch	Links
	Series	[mm]	[mm]	[mm]	[mm]	[mm]	[mm]	[mm]	per m
	Series TRC - enclosed design								
	TRC.30.050.0	12	10	34.5	050	10	8	11.3	89
	TRC.40.058.0	15	13	43	058	13	11	13.9	72
	Series TRE - "easy" design								
	TRE.30.050.0	12	10	34.5	050	10	8	11.3	89
	TRE.40.058.0.B	15	13	43	058	13	11	13.9	72
	Series TRL - light version of the "easy"-design								
	TRL.30.050.0	12.5	11	34.5	050	10	8	11.3	89
	TRL.40.058.0	15	-	45	058	13	-	13.9	72

Product range

Mounting brackets for KUKA LBR iiwa



Product range | Suitable for TRC.30 · TRE.30 · TRL.30 e-chains®

Part No.	Part No.	For KUKA	Ø
without strain relief	with strain relief	LBR iiwa	[mm]
TR.914.951.Z0	TR.914.951.Z1	LBR iiwa 14 R820 LBR iiwa 7 R800	136

Product range | Suitable for TRC.40 · TRE.40 · TRL.40 e-chains®

Part No.	Part No.	For KUKA	Ø
without strain relief	with strain relief	LBR iiwa	[mm]
TR.914.952.Z0	TR.914.952.Z1	LBR iiwa 14 R820 LBR iiwa 7 R800	136