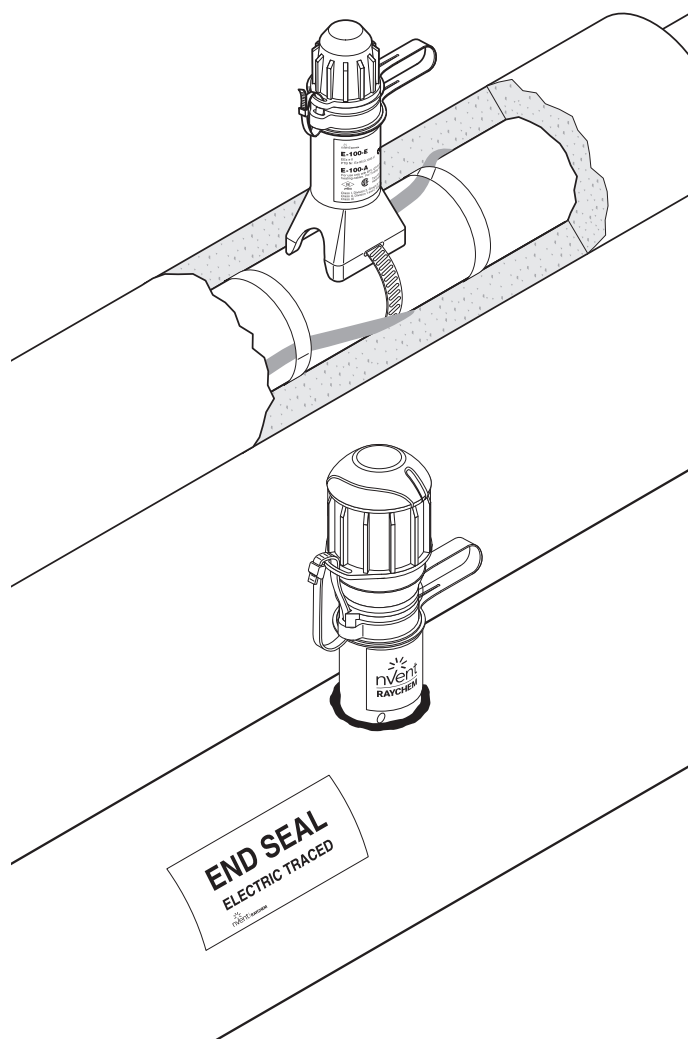


# UKONČOVACÍ SOUPRAVA E-100-E / E-100-L-E

## End seal and lighted end seal



Both the nVent RAYCHEM E-100-E and E-100-L-E are accessible, re-entrable end seals, the E-100-E without a light, the E-100-L-E with a signal light. Both end seals can be used with all nVent RAYCHEM BTV, QTVR, XTV, KTV, HTV or VPL industrial parallel heating cables. They are approved for use in hazardous areas. They are extremely rugged - made of a strong, moulded part with 4 mm wall thickness.

The heating cable is firmly kept in place by the integral strain relief.

Sealing is done twice. First a dry compartment for the heating cable is created, then a boot filled with a non-curing sealant (silicone free) is placed over the end of the heating cable inside the compartment.

The end seals are mounted on the pipe and project through the cladding.

The light module of the E-100-L-E uses an array of super-bright green LEDs for long life and excellent visibility from almost any angle. The robust industrial-grade electronics are encapsulated to reliably seal out moisture.

Extra sealant filled boots for the E-100-E end seal can be ordered separately.











### KIT CONTENTS

	E-100-E	E-100-L-E
	1 end seal 1 cable tie 1 polywater sachet 1 installation instruction	1 end seal with indicator light 1 cable tie 1 polywater sachet 2 insulated parallel crimps 1 core sealer 1 installation instruction

### APPROVAL DATA

Area of use	Hazardous or ordinary (indoors and outdoors)
-------------	--

## APPROVALS

E-100-E	E-100-L-E
PTB 09 ATEX 1060 U  II 2 G Ex eb IIC Gb  II 2 D Ex tb IIIC Db Ta -55°C to +56°C IECEx PTB 09.0038U	Sira 14ATEX3015X II 2 G Ex eb mb IIC T* Gb II 2 D Ex tb IIIC T**°C Db IP66 Ta -40°C to +40°C IECEx SIR 14.0007X For HTV heating cable with E-100-L-E, refer to heating system certificate IECEx PTB 21.0007X, PTB 21 ATEX 1003X
 (4) TC RU C-BE.MIO62.B.00054/18 Ex e IIC Gb U Ex tb IIIC Db U Ex e mb IIC Gb U Ex tb mb IIIC Db U Ta -55°C...+56°C IP66 OOO "TexИмпорт"	 (4) TC RU C-BE.MIO62.B.00054/18 Ex e IIC Gb U Ex tb IIIC Db U Ex e mb IIC Gb U Ex tb mb IIIC Db U Ta -55°C...+40°C IP66 OOO "TexИмпорт"
DNV-GL Approval for use on ships and mobile offshore units. <sup>(2)</sup> When used with BTV, QTVR Heating systems: DNV certificate number TAE00000TU When used with XTV, KTV Heating systems: DNV certificate number TAE00000TV	
 (3) 09-IEEx-0004X Ex e II CT*	 (3) Ex e mb IIC T* Gb Ex tb IIIC T**°C Db IP66 IEx 15.0089X
<b>Hazardous locations</b>	
 (2) Ex eb IIC T* Gb Ex tb IIIC T**°C Db IP66	 (2) Ex e mb IIC T* IP66
 (4) Ex e IIC Gb Ex tD A21 IP66	 (4) Ex e mb IIC T* Gb Ex tD A21 mbD21 T* °C IP66

\* For temperature class/maximum surface temperature is directly related to the associated process temperature and heat tracing cable with which it is assembled, refer to Conditions of Manufacture for the appropriate equipment marking. For system Temperature Code, see heating cable or design documentation.

(1) Except VPL and HTV

(2) Excluding HTV heating cable

(3) Except KTV and HTV

(4) Approvals pending for HTV heating cable

## PRODUCT SPECIFICATIONS

	E-100-E	E-100-L-E
Max. pipe temperature	Refer to heating cable specification (absolute maximum is 260°C)	
Max. operating voltage	277 V* (480 V VPL4 only)	277 V
	*Extra conditions for safe use apply for voltages above 277 V. Please refer to the certificate or installation instructions for full details.	
Ambient temperature range	-55°C to +56°C*	-40°C to +40°C
	*Extra conditions for safe use apply for ambient temperatures above +40°C. Please refer to the certificate or installation instructions for full details.	
Min. installation temperature	-55°C	-40°C
Overall height	171 mm	197 mm
Outer diameter	46 mm Usable with up to 100 mm thermal insulation	66 mm
Ingress protection	IP66, Type 4X	IP66, Type 4X
Impact resistance	EN 60079-30-1, ≥ 7 joules	EN 60079-30-1, ≥ 7 joules
UV stability	No degradation after > 1000 h	No degradation after > 1000 h
Solvent resistance	Excellent	Excellent
Strain relief	> 250 N	> 250 N

## LIGHT SOURCE

	E-100-E	E-100-L-E
Type		Green LEDs
Voltage rating range		110-277 Vac, 50/60 Hz
Power consumption		< 2 W
Electromagnetic immunity/emissions		Complies with IEC61000-6 and IEC61000-4

## INSTALLATION DATA

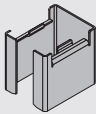
Tools required	Cable knife, wire cutters, screwdriver	Cable knife, wire cutters, screwdriver, crimp tool (Panduit-CT-100), long nose pliers
----------------	--	---

## ORDERING DETAILS


### End seal

Part description	E-100-E	E-100-L-E
PN (Weight)	101255-000 (0.22 kg) Requires one pipe strap (not supplied)	P000001583 (0.63 kg) Requires one pipe strap (not supplied)

## ACCESSORIES

Small pipe adaptor	JBS- SPA, required for pipes $\leq 1"$ (DN 25), E 90515-000 (bag of 5 adaptors)
Junction box stand off	JBS-100 STANDOFF, P000003408 For insulation $120 \geq 180$ mm 

## SPARE PART

	Boot pack for E-100-E 	
Part description	E-100-BOOT-5-PACK	
PN (Weight)	281053-000 (140 g)	
Pack size	5 sealant filled boots and 5 cable ties	
Replacement indicator light for E-100-L		
Part description:		E-100-LR-E
PN		P000001586