



The solution for all applications in stamped sheet metal retainers

iglidur® Clip On are frequently used in seat and convertible top systems and multi-joint hinges. iglidur® Clip On bearings facilitate captive assembly even in punched sheet metal/steering arms with limited fine blanking content.

- Compensation of axial clearance
- Captive pre-assembly possible
- Electrically conductive materials are available
- Pressure-resistant materials up to 80MPa

The Clip On bearings can also be produced from electrically conductive iglidur® RN89, thus permitting e-coating.


i Material:
iglidur® M250 ▶ Page 107
iglidur® RN89 ▶ Page 1657

Fitting:
The disc is clipped onto the flange bushing with undercuts.



i Please contact us if you need this special solution for your application. We will help you with your design and create an appropriate proposal, drawing on the experience that we have with a large number of custom bearing solutions.

596 Online tools and more information ▶ www.igus.eu/clipon



iglidur® knife edge rollers

100% lubrication-free

Low drive power


Tight deflection radii

Long service life of the belt

Cost-effective

Long service life

Standard range from stock



iglidur® P210: Universal

Tight deflection radii

iglidur® A180: FDA-compliant up to +90°C

Long service life

iglidur® A350: FDA-compliant up to +180°C

Low driving power

iglidur® H1:
For higher transport speeds

iglidur® knife edge rollers

igus® has developed its own knife-edge rollers to deflect conveyor belts in materials handling applications. The iglidur® solution is characterised by tight deflection radii and a low level of required drive power.



When to use it?

- When a lubrication-free conveyor belt is required
- When a precise guiding is required
- When a cost-effective and lightweight solution is required



When not to use it?

- When high speeds occur
- When high forces are applied on the belts
- When a static knife edge is required



Available from stock

Detailed information about delivery time online.



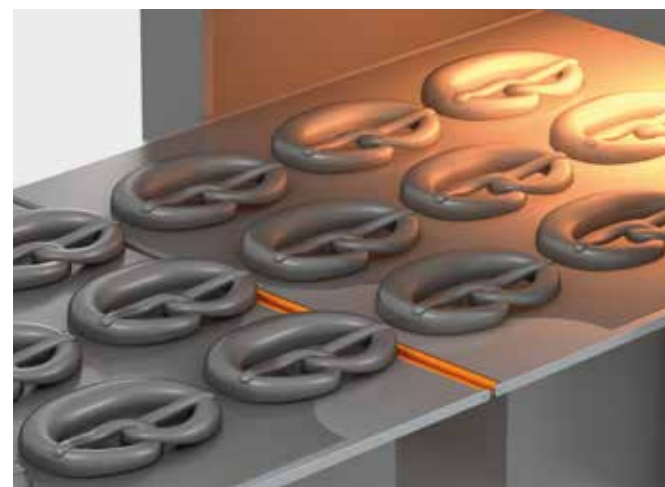
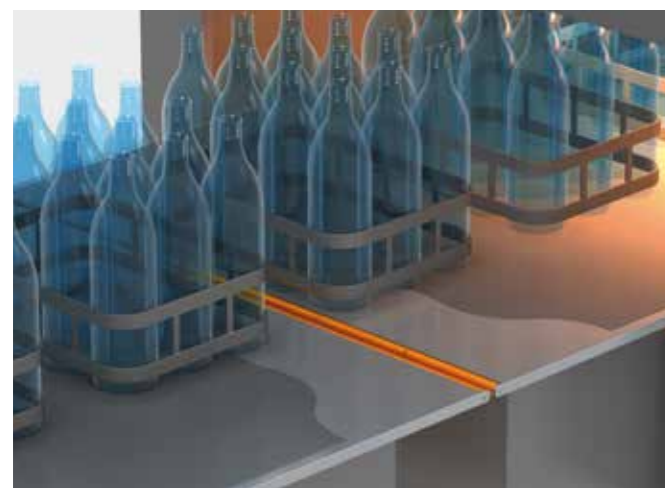
Depending on material:

- iglidur® P210: -40°C up to +100°C
- iglidur® A180: -50°C up to +90°C
- iglidur® A350: -100°C up to +180°C
- iglidur® H1: -40°C up to +200°C



4 materials Ø 9–20mm

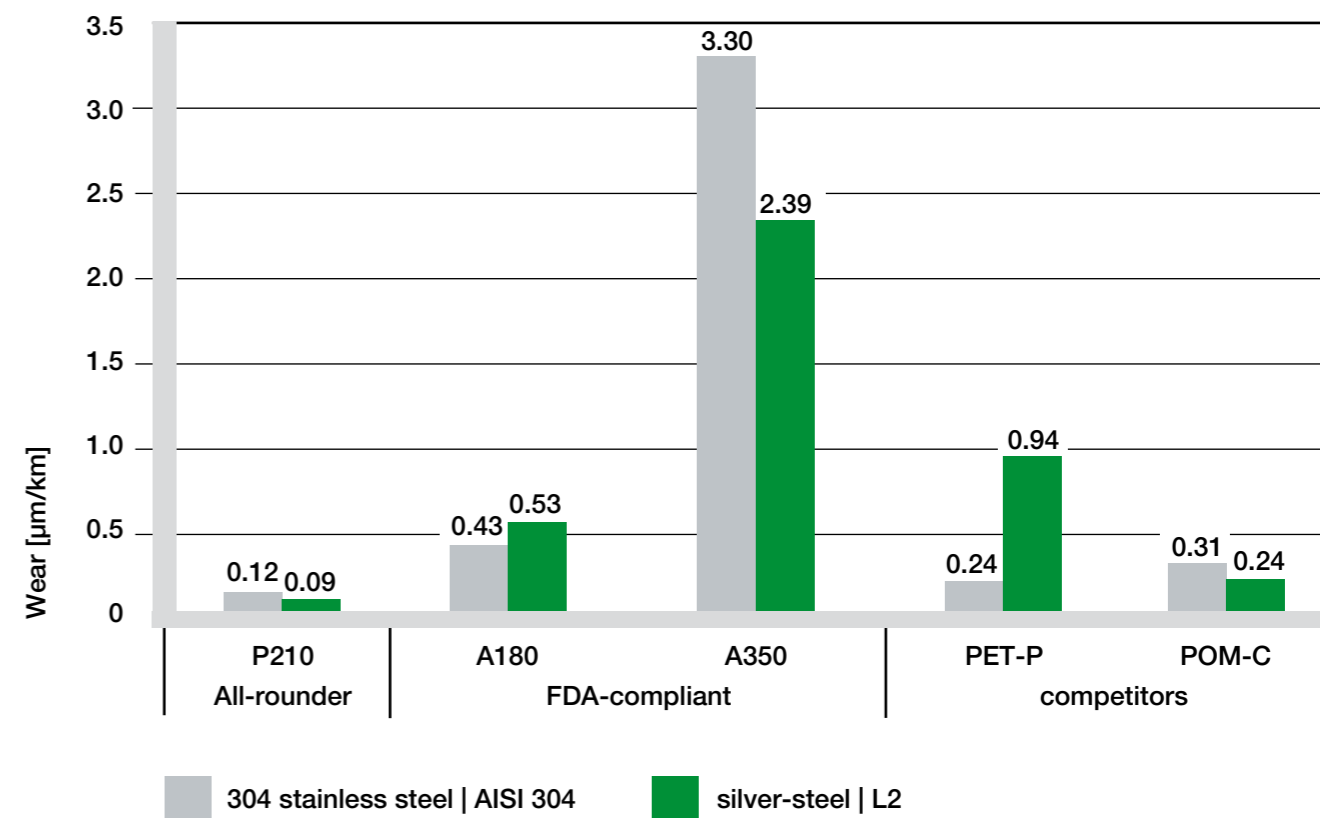
More dimensions upon request



Material properties

General properties	Unit	iglidur® P210	iglidur® A180	iglidur® A350	iglidur® H1	Testing method
Density	g/cm³	1.40	1.46	1.42	1.53	
Colour		yellow	white	blue	cream	
Max. moisture absorption at +23°C/50% r. h.	% weight	0.3	0.2	0.6	0.1	DIN 53495
Max. total moisture absorption	% weight	0.5	1.3	1.9	0.3	
Coefficient of sliding friction, dynamic, against steel	μ	0.07–0.19	0.05–0.23	0.1–0.2	0.06–0.20	
pv value, max. (dry)	MPa · m/s	0.4	0.31	0.4	0.8	
Mechanical properties						
Flexural modulus	MPa	2,500	2,300	2,000	2,800	DIN 53457
Flexural strength at +20°C	MPa	70	88	110	55	DIN 53452
Compressive strength	MPa	50	78	78	78	
Max. recommended surface pressure (+20°C)	MPa	50	28	60	80	
Shore D hardness		75	76	76	77	DIN 53505
Physical and thermal properties						
Max. continuous application temperature	°C	+100	+90	+180	+200	
Max. short-term application temperature	°C	+160	+110	+210	+240	
Min. continuous application temperature	°C	-40	-50	-100	-40	
Thermal conductivity	W/m · K	0.25	0.25	0.24	0.24	ASTM C 177
Coefficient of thermal expansion (at +23°C)	K ⁻¹ · 10 ⁻⁵	8	11	8	6	DIN 53752
Electrical properties						
Specific contact resistance	Ωcm	> 10 ¹²	> 10 ¹²	> 10 ¹¹	> 10 ¹²	DIN IEC 93
Surface resistance	Ω	> 10 ¹¹	> 10 ¹¹	> 10 ¹¹	> 10 ¹¹	DIN 53482

Table 01: Material properties table





Order key

Type	Dimensions [mm]				
P210 RL M-0309-50					
iglidur® material	Roller	Metric	Inner Ø d1	Outer Ø d2	Total length b1
Options:					
iglidur® material					
P210: iglidur® P210					
A180: iglidur® A180					
A350: iglidur® A350					
H1: iglidur® H1					

Knife edge rollers made from iglidur® P210 – universal, up to +100°C

d1 +0.1 [mm]	d2 ¹⁴⁷⁾ ±0.1 [mm]	b1 -0.3 [mm]	Part No.
3.1	9.0	50.0	P210RLM-0309-50
4.1	9.0	50.0	P210RLM-0409-50
5.1	11.0	70.0	P210RLM-0511-70
5.1	14.0	70.0	P210RLM-0514-70
6.1	12.0	70.0	P210RLM-0612-70
6.1	14.0	70.0	P210RLM-0614-70
8.1	12.0	70.0	P210RLM-0812-70
8.1	14.0	70.0	P210RLM-0814-70
8.1	16.0	77.0	P210RLM-0816-77
8.1	18.0	70.0	P210RLM-0818-70
10.1	20.0	70.0	P210RLM-1020-70

Knife edge rollers made from iglidur® A350 – FDA-compliant, up to +180°C

d1 +0.1 [mm]	d2 ¹⁴⁷⁾ ±0.1 [mm]	b1 -0.3 [mm]	Part No.
3.1	9.0	50.0	A350RLM-0309-50
6.1	12.0	70.0	A350RLM-0612-70
6.1	14.0	70.0	A350RLM-0614-70
8.1	18.0	70.0	A350RLM-0818-70

Knife edge rollers made from iglidur® A180 – FDA-compliant, up to +90°C

d1 +0.1 [mm]	d2 ¹⁴⁷⁾ ±0.1 [mm]	b1 -0.3 [mm]	Part No.
3.1	9.0	50.0	A180RLM-0309-50
4.1	9.0	50.0	A180RLM-0409-50
5.1	11.0	70.0	A180RLM-0511-70
5.1	14.0	70.0	A180RLM-0514-70
6.1	12.0	70.0	A180RLM-0612-70
6.1	14.0	70.0	A180RLM-0614-70
8.1	12.0	70.0	A180RLM-0812-70
8.1	14.0	70.0	A180RLM-0814-70
8.1	18.0	70.0	A180RLM-0818-70
10.1	20.0	70.0	A180RLM-1020-70

¹⁴⁷⁾ Measured with gauge

Knife edge rollers made from iglidur® H1 for higher transport speeds, up to +200°C

d1 +0.1 [mm]	d2 ¹⁴⁷⁾ ±0.1 [mm]	b1 -0.3 [mm]	Part No.
3.1	9.0	50.0	H1RLM-0309-50
4.1	9.0	50.0	H1RLM-0409-50
5.1	11.0	70.0	H1RLM-0511-70
6.1	12.0	70.0	H1RLM-0612-70
6.1	14.0	70.0	H1RLM-0614-70
8.1	12.0	70.0	H1RLM-0812-70
8.1	14.0	70.0	H1RLM-0814-70

¹⁴⁷⁾ Measured with gauge